

Moving Beyond Limits

Dual-view flat OLED Signage 55EH5C




With cutting-edge OLED technology, LG Electronics introduces an innovative Dual-view Flat OLED Signage that has perfect picture quality and revolutionary pencil-thin design, adding artistic value to its display functionality.

Why OLED Technology



Perfect Black

Limitless contrast and deepest black
Self-lighting pixels switch off completely to reproduce black. No light bleed. Absolute black offers infinite contrast.



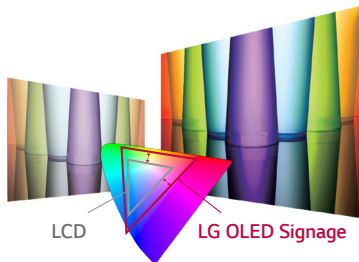
LCD

LG OLED Signage



Perfect Color

Accurate & stable color reproduction
Self-lighting pixels bring colors to life with superb accuracy.



LCD

LG OLED Signage



Perfect Viewing Screen

Wide viewing angle
LG OLED Signage delivers awe-inspiring picture quality across the entire screen, even from wide viewing angles.



LCD

LG OLED Signage



Crisp, Clear Motion

Faster response time
LG OLED Signage provides 5,000 times faster motion picture response time, for perfectly clear images without blurring.



LCD

LG OLED Signage




Perfect Design

Slim and light
With just two layers, the LG OLED Signage Display is unbelievably light-weight and thin.



reddot award 2016
winner



LCD
200 mm
70 kg

VS

LG OLED Signage
8.94 mm*
29 kg

* Edge depth

Moving Beyond Limits

Dual-view flat OLED Signage 55EH5C



Screen Size

55"

55EH5C

- Brightness : 400 cd/m² (APL 25%) *Average Picture Level
- Bezel : 2, 2, 2, 2 mm (U, B, L, R *Off-bezel)
- Depth : 7.94 mm
- Interface : HDMI / DP / DVI / RS232C / RJ45 / IR In / USB / Audio
- SuperSign W-Lite/C

Key Features

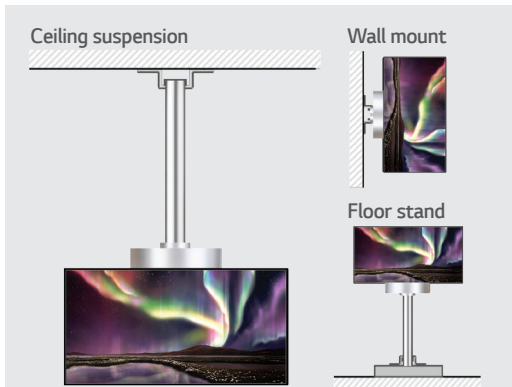
Two Displays for Multi-Use

Two-way media experience and space saving thanks to innovative slim depth.



Three Types of Installation

Dedicated accessories available for ceiling, stand and wall mount.



- **Built-in**
Monitor Screen, Cables, Signage Box
- **Sold separately**
Pipe, ceiling mounting bracket(cover included), wall mounting bracket(cover included), stand, signage box cover, rotating motor

Dual Screen Mode (Swapping/Mirroring)

Dual-view screens are controlled with remote control. Swapping and mirroring of content are possible by just pressing a button.



Specifications

| | | 55EH5C |
|----------------------------|---|--|
| PANEL | Screen Size | 55" |
| | Panel Technology | OLED |
| | Aspect Ratio | 16 : 9 |
| | Native Resolution | 1,920 x 1,080 (FHD) |
| | Brightness | 100/400 cd/m ² (APL 100 % / 25 %) * Average Picture Level |
| | Contrast Ratio | 100,000 : 1 |
| | Viewing Angle (H x V) | 178 x 178 |
| | Response Time | 1 ms (G to G), 8 ms (MPRT) |
| | Surface Treatment | Hard coating (2H), Anti-reflection treatment of the front polarizer (Reflectance Typ.1.0%) |
| | Life time (Min.) | 20,000 hrs |
| | Operation Hours | 18 hrs / 7 days (moving video only) |
| | Orientation | Portrait & Landscape |
| | CONNECTIVITY | Input |
| Output | | Audio (1+1) |
| External Control | | RS232C (1+1), RJ45 (1+1), IR Receiver, USB 2.0 (2), USB 3.0 (2) |
| PHYSICAL SPECIFICATION | Bezel Color | Silver |
| | Bezel Width | 2, 2, 2, 2 mm (U, B, L, R *Off-bezel) |
| | Dimension (W x H x D) | Head : 48.3" x 27.7" x 0.3" (Edge depth : 0.36") Signage Box : 18.5" x 15.9" x 3" |
| | Weight | Head : 46.3 lbs / Signage Box : 17.6 lbs |
| | Carton Dimensions (W x H x D) | 53" x 38.9" x 10.6" (Inner) |
| | Packed Weight | 80.5 lbs |
| SPECIAL FEATURES | Temperature Sensor, Cooling FAN, Source Selection, DPM Select, Energy Saving, Motion Eyecare, Power Indicator On/Off, File Play with USB, Internal Memory (8 GB), Wi-Fi Dongle Ready, USB Cloning, Contents Scheduling, Local time auto setting, Fail over, Mirroring, SoftAP, BEACON | |
| ENVIRONMENT CONDITIONS | Operation Temperature | 32° F to 104° F |
| | Operation Humidity | 10 % to 80 % |
| POWER | Power Supply | 100-240V~, 50/60Hz |
| | Power Type | Built-In Power |
| POWER CONSUMPTION | Typ. | 375 W |
| | DPM | 3 W |
| | Power off | 0.5 W |
| STANDARD (CERTIFICATION) | Safety | UL / cUL / CB / TUV / KC |
| | EMC | FCC Class "A" / CE / KCC |
| | ErP / Energy Star | Yes / NA |
| MEDIA PLAYER COMPATIBILITY | OPS Type Compatible | Yes |
| | External Media Player Attachable | Yes |
| SOFTWARE COMPATIBILITY | SuperSign W-Lite | Yes |
| | SuperSign C | Yes |
| ACCESSORY | Basic | Remote Controller (included 2ea batteries), Power Cord, QSG, Mini HDMI Cable (3M x 2ea, for connection between head and signage box), Power Hanness Cable (3M x 2ea, for connection between head and signage box), Regulation Book, Phone to RS232C Gender, Jack Cover, Signage Box Mounting Bracket |
| | Optional | OPS Kit (KT-OPSA), Fixed Ceiling Mount Kit (ACC-CF-EH5C), Rotational Ceiling Mount Kit (ACC-CR-EH5C), Wall Mount Kit (ACC-W-EH5C), Stand Kit 1 (ACC-S-EH5C), Stand Kit 2 (ACC-S1-EH5C), Signage Box Cover (ACC-C-EH5C) |
| OTHER | UPC | 7 19192 60623 4 |
| | WARRANTY | 3-Year Limited Warranty (Parts and Labor) Extended Warranties Available |

※ 1+1 means 1 input for 1 screen