


Open-Frame OLED Signage - 55EF5C

Custom displays designed to be arched, curved, concave or convex.



Images on screen are simulated

Because the 55EF5C is an open-frame curved signage, it can be used in a variety of sizes and shapes in many different spaces due to its expandable nature and curved format. Your 55EF5C configuration will add impact to virtually any space, becoming an instant landmark for you and your customers. Because it is an IPS panel, the visibility and image quality will remain consistent, regardless of the viewing angle. The 55EF5C is available for purchase in quantities of 2 or 3 panels, allowing for flexibility in how it can be configured and mounted*.

*Please note that all product specifications represent a single panel.

Why OLED Technology?



Perfect Black

Limitless contrast and deepest black

Self-lighting pixels switch off completely to reproduce black. No light bleeding. Absolute black offers infinite contrast.



LCD

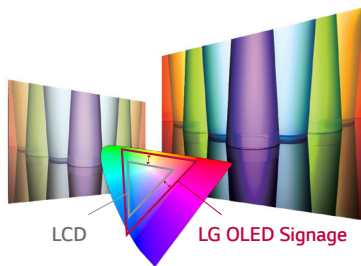
LG OLED Signage



Perfect Color

Accurate & stable color reproduction

Self-lighting pixels bring colors to life with superb accuracy.



LCD

LG OLED Signage



Perfect Viewing Screen

Wide viewing angle

LG OLED Signage delivers awe-inspiring picture quality across the entire screen, even from wide viewing angles.



LCD

LG OLED Signage



Crisp, Clear Motion

Faster response time

LG OLED Signage provides a 5,000-times faster motion-picture response time, for perfectly clear images without blurring.



LCD

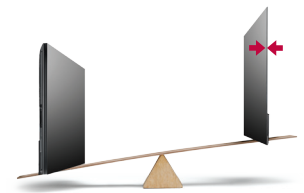
LG OLED Signage



Perfect Design

Slim and light

With just two layers, the LG OLED Signage display is unbelievably lightweight and thin.



LCD

VS

LG OLED Signage

Open-Frame OLED Signage - 55EF5C

Custom displays designed to be arched, curved, concave or convex.



Screen Size
55"
(54.64" Diag)

The 411 on OLED

- OLED: Organic Light Emitting Diode
- OLED displays use self-lighting pixels for exact control of image brightness and quality.
- With no separate light source and only half the layers of an LCD panel, OLED displays are extremely thin and lightweight.



Images on screen are simulated

Key Features

Artistic Display that Becomes a Landmark

The curved design provides outstanding space efficiency, while also enabling flexible mounting and positioning. When you mount a 55EF5C configuration, you instantly make an impact and command attention.



Space-fitting Design Option

Extendable and curved



In Landscape

Max Curvature in Landscape : ~2,000R
• Radius: 2,000 mm
• Circumference: 12,560 mm



In Portrait

Max Curvature in Portrait : ~1,500R
• Radius: 1,500 mm
• Circumference: 9,420 mm

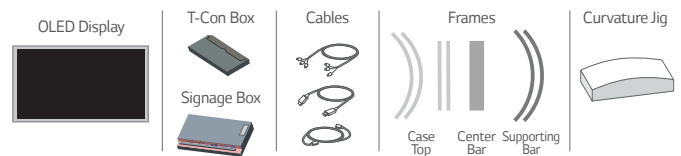
What is R?



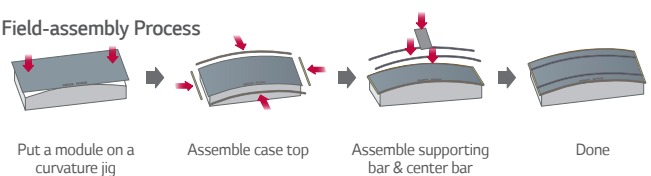
Components & Model Codes

OLED Module & Signage Box & T-Con Box & Cables

- 2 ea (55EF5C-M2)
- 3 ea (55EF5C-M3)
- Accessory 1: A1*****EF5C
- Accessory 2: A2*****EF5C



Field-assembly Process



Open-Frame OLED Signage - 55EF5C

Custom displays designed to be arched, curved, concave or convex.

Specifications

(For single 55EF5C Panel)

		55EF5C	
PANEL	Screen Size	55"	
	Panel Technology	OLED	
	Aspect Ratio	16:9	
	Native Resolution	1,920 x 1,080 (FHD)	
	Brightness	100/400 cd/m ² (APL 100%/25%) *Average Picture Level	
	Viewing Angle (H x V)	178 x 178	
	Response Time	1 ms (G to G), 8 ms (MPRT)	
	Surface Treatment	Hard coating (2H), Anti-reflection treatment of the front polarizer (Reflectance Typ. 1.0%)	
	Operation Hours	18 hrs/7 days (Moving video only)	
	Orientation	Portrait & Landscape	
CONNECTIVITY	Input	HDMI, DP	
	Output	DP, Audio	
	External Control	RS232C in/out, RJ45 in, IR receiver, LAN out, IR out, USB	
	Bezel Color	Black	
	Bezel Width	7.2, 7.2, 7.2, 7.2 mm (U, B, L, R *Off-bezel)	
PHYSICAL SPECIFICATION	Dimension (W x H x D)	Head <ol style="list-style-type: none"> Landscape (W x H) <ul style="list-style-type: none"> - 2,000R, Concave: 47.8" x 27.7" (1,213.7mm x 704.1mm) - 2,000R, Convex: 47.8" x 27.7" (1,214.2mm x 704.1mm) - 3,000R, In-curve: 48.2" x 27.7" (1,223.1mm x 704.1mm) - 4,000R, Out-curve: 48.3" x 27.7" (1,226.2mm x 704.1mm) - 4,500R, Out-curve: 48.3" x 27.7" (1,227.0mm x 704.1mm) - 5,000R, In-curve: 48.3" x 27.7" (1,227.5mm x 704.1mm) - 5,000R, Out-curve: 48.3" x 27.7" (1,227.5mm x 704.1mm) - 8,000R, In-curve: 48.4" x 27.7" (1,228.8mm x 704.1mm) Portrait (W x H) <ul style="list-style-type: none"> - 1,500R, Concave: 48.4" x 27.6" (1,229mm x 700.7mm) - 1,500R, Convex: 48.4" x 27.6" (1,229mm x 701.2mm) Landscape/Portrait (D) - not affected by orientation/curvature <ul style="list-style-type: none"> - Module Only: 0.8" (21.4mm) (Incl. case top) - Module + Center Bar: 1.2" (30mm) - Module + Center Bar + T-Con Box: 1.6" (41.2mm) - Module + Center Bar + T-Con Box + Signage Box: 3.6" (91.2mm) 	
		T-Con Box 12.3" x 8.4" x 0.6" (312.2mm x 213.4mm x 16mm)	
		Signage Box 16.2 x 8.8" x 2.5" (412.6mm x 222.4mm x 64.3mm)	
		Weight	Head: 24.2 lbs (11 kg), T-CON Box: 3.3 lbs (1.5 kg), Signage Box: 10.1 lbs (4.6 kg)
		Carton Dimensions (W x H x D)	53.9" x 37" x 14" (1,370mm x 940mm x 355mm)
		Packed Weight	154.8 lbs (70.2 kg) (Panel 3 ea, T-CON Box 3 ea, Signage Box 3 ea)
SPECIAL FEATURES	Temperature Sensor, Tile mode, Cooling FAN, DPM Select, Energy Saving, Motion Eyecare, File Play with USB, PIP/PBP, Internal Memory (64 GB), USB Cloning, DP Daisy Chain, Wake on LAN, PM Mode, Contents Scheduling, Local Time Auto Setting, Failover		
ENVIRONMENT CONDITIONS	Operation Temperature	32°F to 104°F (0°C to 40°C)	
	Operation Humidity	10% to 80%	
POWER	Power Supply	100-240 V-, 50/60 Hz	
	Power Type	Built-in Power	
POWER CONSUMPTION	Typ.	190W	
	DPM	3W Under	
	Power Off	0.5W Under	
STANDARD (CERTIFICATION)	Safety	UL/cUL/CB/TUV/KC	
	EMC	FCC Class "A"/CE/KCC	
	ErP/Energy Star	Yes/NA	
MEDIA PLAYER COMPATIBILITY	OPS-Type Compatible	Yes	
	External Media Player Attachable	Yes	
SOFTWARE COMPATIBILITY	SuperSign OLED	Yes	
	SuperSign C	Yes	
ACCESSORIES	Basic	Remote Controller (including battery 2 ea), Power Cord, QSG, Mini HDMI Cable (3M x 2 ea, for connection between head and signage box), Power Harness Cable (3M x 2 ea, for connection between head and signage box), Regulation Book, Phone to RS232C Gender, Jack Cover, Signage Box Mounting Bracket	
OTHER	UPC	7 19192 60880 1 (55EF5C-M2) 7 19192 60881 8 (55EF5C-M3)	
	Warranty	3-Year Limited Warranty (Parts and Labor) Extended Warranties Available	