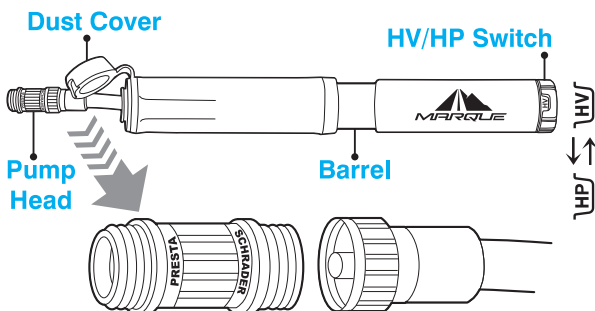
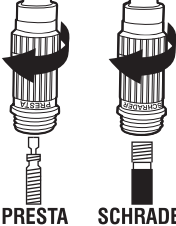




MINI AIR PUMP WITH HOSE

- Compatible with both Schrader and threaded Presta valve.
- Comes with High Volume and High Pressure mode.
- High Volume : up to 80PSI
High Pressure : up to 120PSI



INSTRUCTIONS

- 1 Open the dust cover and pull out the hose and pump head.
- 2 Switch to the corresponding pump head and screw the pump head onto the valve deeply and tightly.
 
- 3 Choose High Volume (HV) or High Pressure (HP) mode.
 - (HV) Switch to HV mode for more airflow.
 - (HP) Switch to HP mode when you cannot inflate easily under HV mode.
- 4 After inflating to the desired air pressure, unscrew the pump head and take the pump head off the valve.
- 5 Put the dust cover back.
 



FOR PRESTA USER

- Please remember to unscrew the knurled nut of the Presta valve to accept air before screwing the pump head onto the valve. To ensure the air pathway is open, you can push on the valve and hear a hiss as air escape. If you don't hear any air escape, please unscrew the knurled nut of the valve more until you can hear air escape when pushing on the valve.
- After inflating, please remember to screw the knurled nut of the Presta valve back onto the valve stem.
- This pump is NOT compatible with non-threaded valve extender and Presta valve with removable core.

