


**2006 Celtic Knot Collection**  
**By**  
**Ink Circles**







# January Celtic Knot

By

 Ink Circles



**Fabric:** Linen, 28 ct (over 2 threads)  
**Stitch count:** 88w X 58h  
**Size:** 6 1/4 by 4 1/4 inches




Copyright 2006 — Distributed Free for personal use only. Not to be kitted, sold, or repackaged without permission.

See more patterns at [www.inkcircles.com](http://www.inkcircles.com)

# February Celtic Knot

By

 Ink Circles



**Fabric:** Linen, 28 ct (over 2 threads)

**Stitch count:** 39w X 39h

**Size:** 2 3/4 inches square

**DMC Floss:**

**Symbol**

**Color**



307

Lemon



319

Pistachio Grn-VY DK




703

Chartreuse



816

Garnet




See more patterns at [www.inkcircles.com](http://www.inkcircles.com)

# March Celtic Knot

By

 Ink Circles



**Fabric:** Linen, 28 ct (over 2 threads)

**Stitch count:** 46w X 46h

**Size:** 3 1/2 inches square

**DMC Floss:**

**Symbol**

**Color**



700

Christmas Green-BRT



702

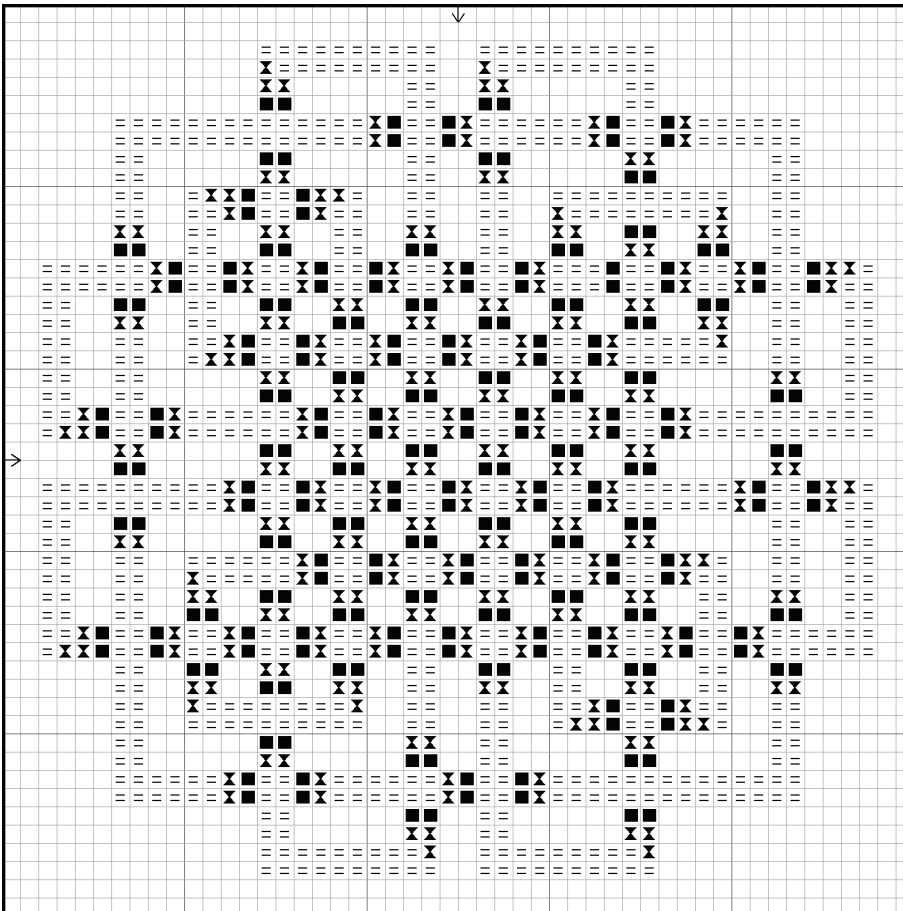
Kelly Green



704

Chartreuse-BRT

Or, use 3 shades any color.




See more patterns at [www.inkcircles.com](http://www.inkcircles.com)



# April Celtic Knot

By

 Ink Circles



**Fabric:** Linen, 28 ct (over 2 threads)  
**Stitch count:** 30w X 30h  
**Size:** 2 1/4 inches square

**DMC Floss:**

**Symbol**

**Color**



550 Violet-VY DK



553 Violet

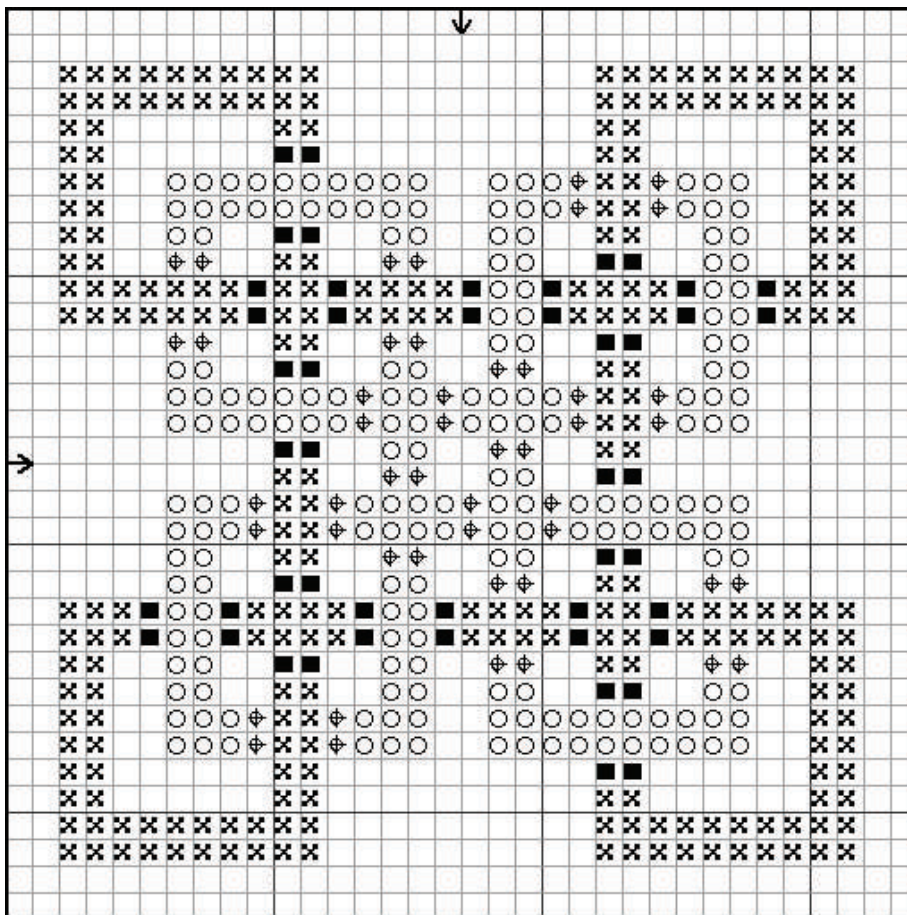


3808 Turquoise-ultra vy dk



3810 Turquoise-DK

Or, use 2 shades each of any two colors.



See more patterns at [www.inkcircles.com](http://www.inkcircles.com)



## May Celtic Knot

By

 Ink Circles


**Fabric:** Linen, 28 ct (over 2 threads)

**Stitch count:** 50w X 50h

**Size:** 3 3/4 inches square

**DMC Floss or Overdyed Floss:**

Use any color.




See more patterns at [www.inkcircles.com](http://www.inkcircles.com)

Copyright 2006 — Distributed Free for personal use only. Not to be kitted, sold, or repackaged without permission.

# June Celtic Knot Bookmark

By

 Ink Circles



**Fabric:** 3" wide 14 count aida stitch-band, Perforated paper, or other fabric (to be hemmed after stitching).

Design will fit on exactly on a 2" stitch-band, but has no side margin. So if 2" band is used, select a band without woven patterned edges.


**Stitch count:** 28w X 132h as shown, but this can be decreased by 41 stitches (by omitting the center repeat) or lengthened by multiples of 41 stitches.

**Size:** 2" wide by 6.5" long (without repeat)

**DMC Floss:** Use one light and one darker or

**Overdyed Floss:** Use solid/darker for outline and variegated color for interiors.

41 stitch segment can be repeated or omitted to create design length desired.



See more patterns at [www.inkcircles.com](http://www.inkcircles.com)

Copyright 2006 — Distributed Free for personal use only.  
Not to be kitted, sold, or repackaged without permission.

# July Celtic Knot

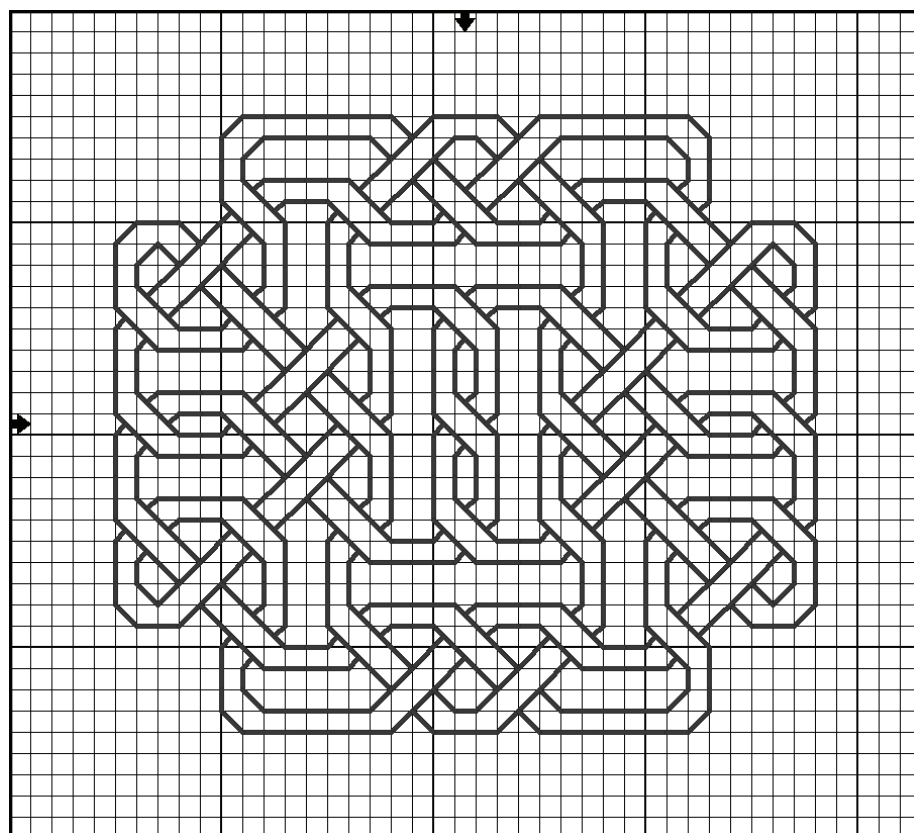
By  
 Ink Circles



**Fabric:** Linen, 28 ct (over 2 threads)  
**Stitch count:** 33w X 29h  
**Size:** 2 1/2 by 2 1/4 inches

**DMC Floss or Overdyed Floss:**

Use any color.




See more patterns at [www.inkcircles.com](http://www.inkcircles.com)



# Breast Cancer Awareness Ribbon Mandala

By  Ink Circles



**Stitch count:** 75w X 75h

**Fabric:** Use bone, tan, or light brown evenweave

**Size:** On 14 count fabric, the design will be 5 1/2" square. Cut fabric larger to allow for finishing.


**Floss:** Use 2 strands Carrie's Creation Threads  
([www.carriesthreads.com](http://www.carriesthreads.com))

## Symbol Carrie's Thread Color

✕	Sassy
*	Raspberry
☐	Purple Pansy
—	Strawberry Shake

See more patterns at [www.inkcircles.com](http://www.inkcircles.com)

Copyright 2006 — Distributed Free for personal use only.  
Not to be kitted, sold, or repackaged without permission.



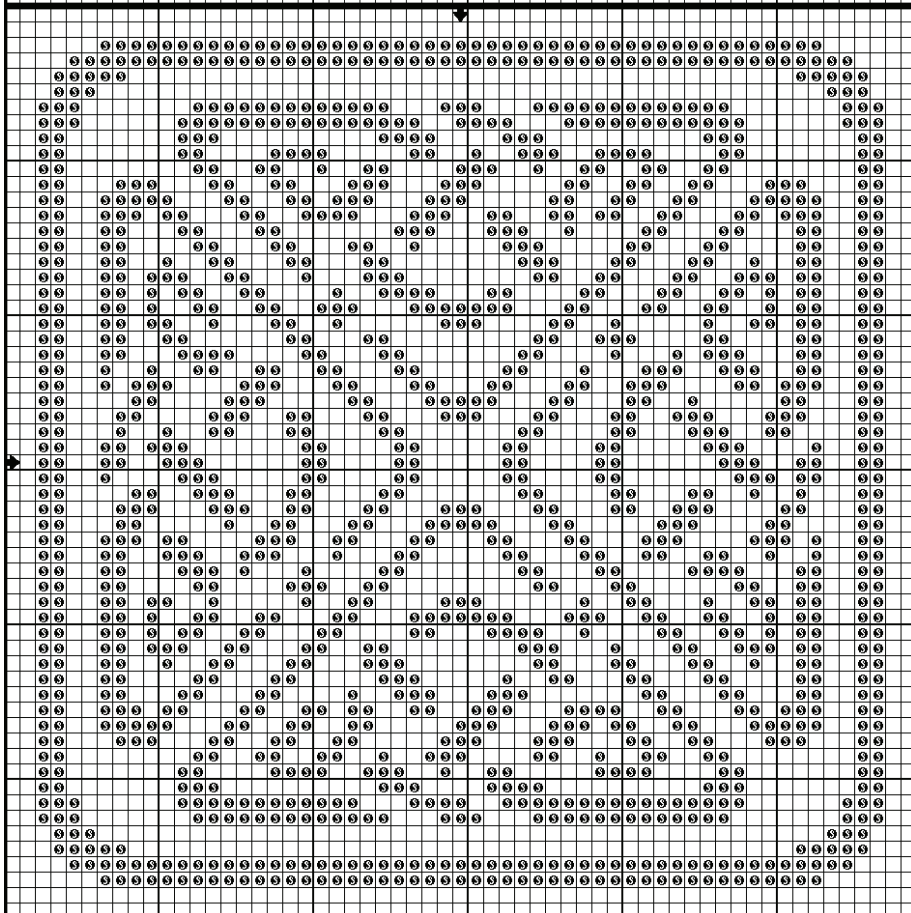
## September Celtic Knot By Ink Circles

**Fabric:** Linen, 28 ct (over 2 threads)

**Stitch count:** 55w X 55h

**Size:** 4 inches square

**Floss:** your choice of color  
(An over-dyed floss that transitions between several color families looks great!)



## October Celtic Knot By Ink Circles

**Same specs as September.**


**Try combining the two to get an even fancier knot.**



See more patterns at [www.inkcircles.com](http://www.inkcircles.com)

# November Celtic Knot

By  
 Ink Circles



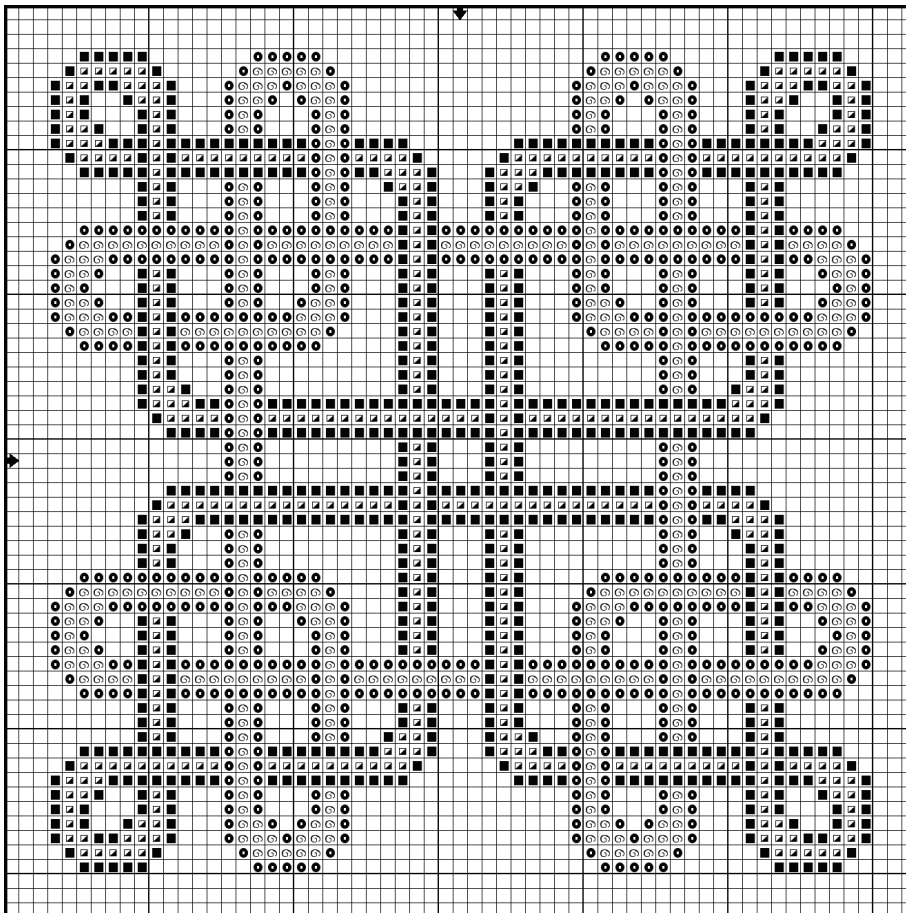
**Fabric:** Linen, 28 ct (over 2 threads)

**Stitch count:** 57w X 57h

**Size:** 4 inches square

**Floss:** Two shades each of two colors A & B.

Symbol	Color
◻	Light A
■	Dark A
○	Light B
●	Dark B



See more patterns at [www.inkcircles.com](http://www.inkcircles.com)





# December Celtic Knot

By





 Ink Circles

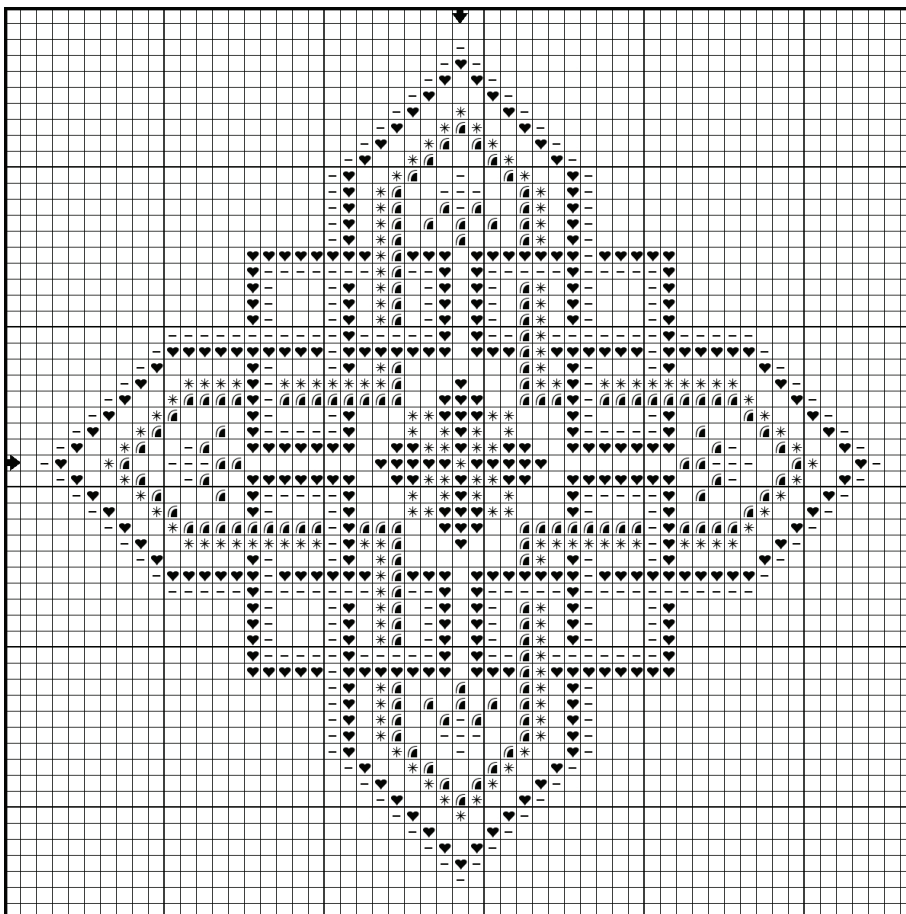
**Fabric:** Linen, 28 ct (over 2 threads)

**Stitch count:** 53w X 53h

**Size:** 4 inches across

**DMC Floss 2 strands**

Symbol	Number	Color
	327	Violet-VY DK
	601	Cranberry-DK
	605	Cranberry-VY LT
	3340	Apricot-MD



See more patterns at [www.inkcircles.com](http://www.inkcircles.com)