



2019

with
JO SONJA JANSEN
MDA, VGM

FOLK ART SEMINARS

The culmination of our year of planning is the presentation of the schedule for the new year.

Most of our classes are held at our studio in Eureka, a small coastal community centered amongst the towering redwoods of Northern California. We provide transportation to and from the airport. Several hotels and a variety of restaurants are located nearby. You will be responsible for making your own hotel reservations. Upon acceptance, you will be sent a seminar packet that will include a list of motels, rates, phone numbers, etc.

If you wish to take more than one class, a \$100.00 deposit is required for each **FIRST** choice class requested. Seminars fill quickly, so please list a second or third choice if possible. All class openings will be filled on a first come, first served basis. If your chosen selections are full, we will place you on the waiting list and send your deposit back to you. **Once accepted, seminar deposit(s) are non-refundable.** This policy is to be fair to everyone who wants to take the class. Late cancellations prevent others from being able to take the class. The balance of your fee will be due two months prior to your class date.

We realize how important certain classes and dates can be to you. If this is the case, please send in your application as quickly as you can. If you are on the waiting list, don't be discouraged as cancellations do occur.

The nearest airport is the Eureka/Arcata airport. The airport is located 13 miles north of our studio. **United Airlines** offers direct service to Eureka through both Los Angeles and San Francisco. Beginning in June direct service will also be available through Denver.

If you would like to be picked up at the airport, we will arrange for "Door to Door" airport shuttle service to pick you up and take you to your hotel. We will also arrange for them to take you back to the airport for your departing flights. When your flight arrives, just tell them your name and that you are with Jo Sonja's and you are on your way!

Lastly, from all of us here, we appreciate the interest you have shown in our seminar program. Thank you for your suggestions and your support- we hope to see you in 2019!

DESIGN & COLOR

Class Dates - 2019

February 4 - 8 (Monday - Friday)

Instructor: Jo Sonja Jansen MDA, VGM

Class Fee: \$525.00

Class Fee Includes: All paints and mediums used during instruction.

We begin our 2019 seminar year with a Design and Color class. A unique experience during which we explore some of the many different aspects of creativity and the actual development of a design.

As we have always done, the piece or pieces are not included in the class fee and each artist is welcome to bring a piece or two of your own choosing. There will be exercises and times of sharing and encouragement that, hopefully, will stimulate your creative "juices".



ADAPTATIONS

Class Dates - 2019

February 11 - 15 (Monday - Friday)

Instructor: Jo Sonja Jansen MDA, VGM

Class Fee: \$525.00

Class Fee Includes: Patterns, instructions, all paints and mediums used during instruction.

Class DOES NOT Include: Tea pots, coffee pot sets or other surfaces. We want you to bring your own shapes as we work together to transform and create our own unique adaptations!

With inspiration from the old we seek to produce new decorative pieces, appropriate for our time and interests. We are focused on ideas that each of us may know reflect our style, or should we say growing style, pieces that each of us may copyright as our own. Pieces that we can display with a group of artists knowing that they are our own original designs. From color selection to subject matter we will work together to develop original ideas and interpretations into decorative objects that can be shared with others.

In preparation for this class we will be asking you to have a sketchbook and prepare some preliminary sketches. Next, consider your favorite colors and painting techniques. We will be working with these to inspire you to develop your own unique presentations. Think on this, what type of presentation do you prefer? Next take your favorite color and how would you dry brush it or glaze it?

A week full of different ideas and unique concepts for your artistic growth.



MOTHER GOOSE HIGH CHAIR

Class Date - 2019

March 18 - 22 (Monday - Friday)

July 15 - 19 (Monday - Friday)

September 23 - 27 (Monday - Friday)

Instructor: Jo Sonja Jansen MDA, VGM

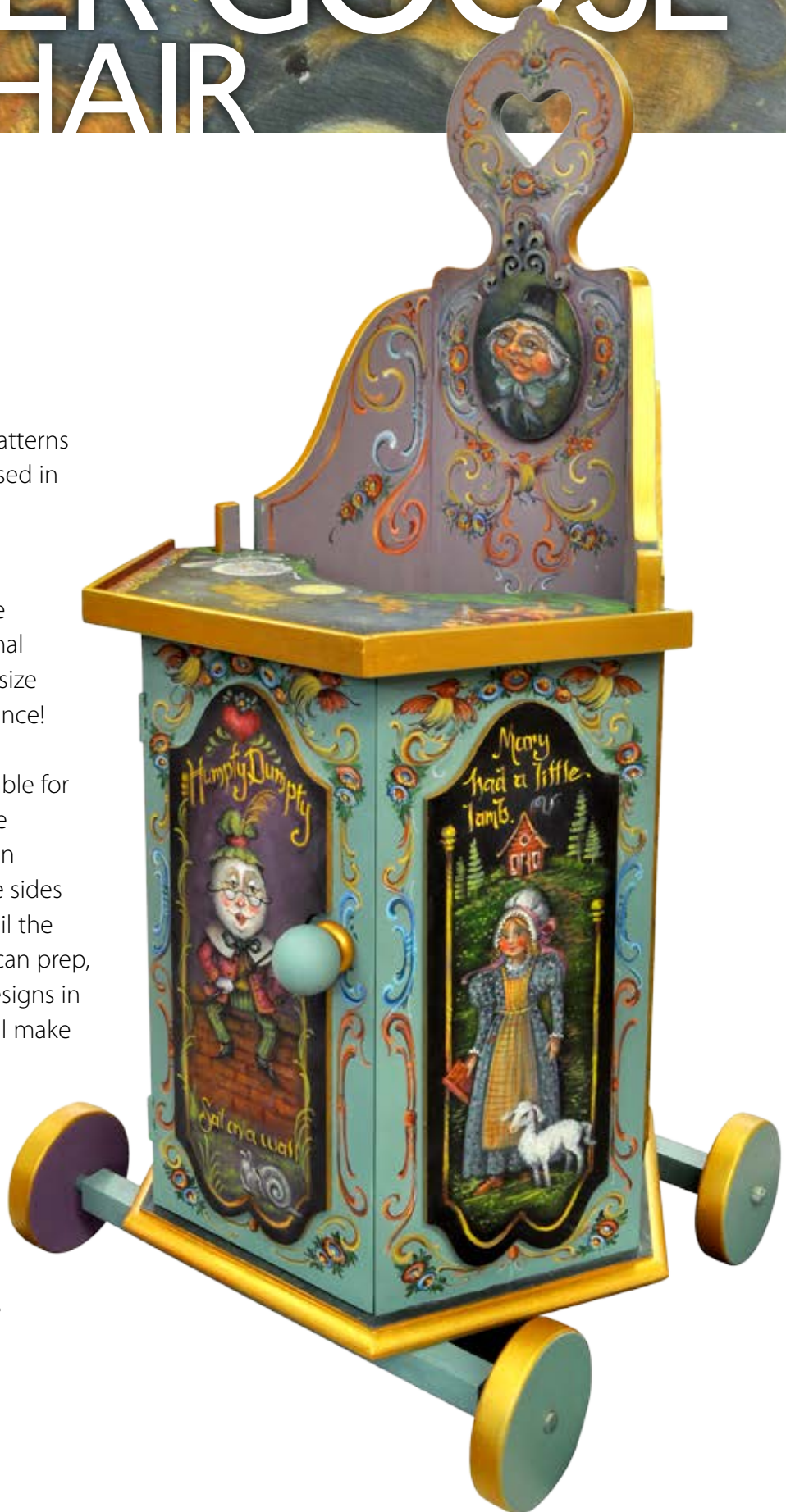
Class Fee: \$625.00

Class Fee Includes: Wooden high chair, patterns and instructions, all paints and mediums used in class.

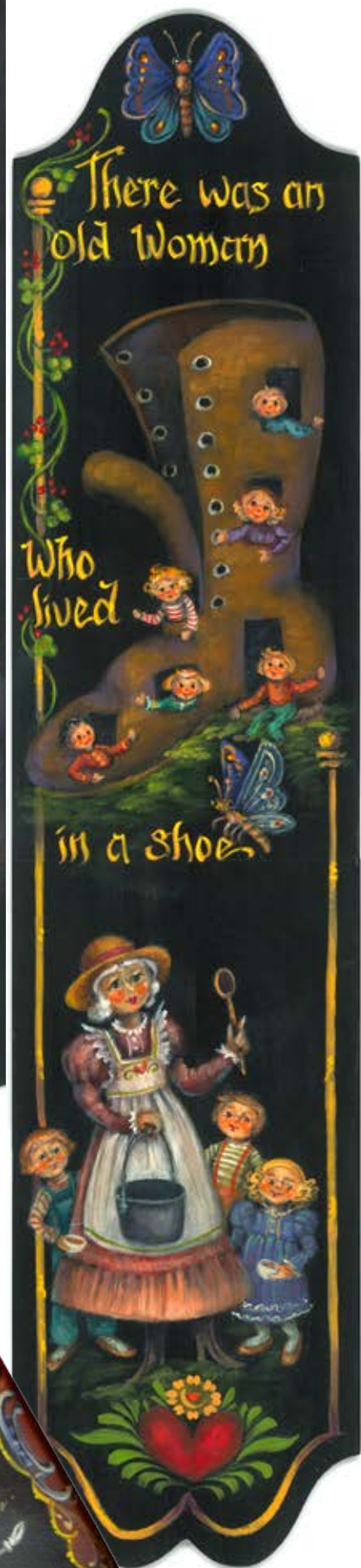
I love Mother Goose, the rhymes, the stories, the songs and games. So when the opportunity came along to have a traditional Hindelopen high chair made in a smaller size using Alder wood? We jumped on the chance!

The chair is 30" tall. The wheels are removable for packing. To make the painting easier in the classroom setting we will work the insets on wooden panels which can be glued on the sides when finished. For US students we will mail the side panels to you in advance so that you can prep, transfer the designs and even base coat designs in advance of the class if you choose. We will make arrangements individually for international students attending the class.

This is an exciting project requiring advance planning. You may not finish completely in class but all the elements will be covered in class. It's ambitious but it is definitely a stunning and fun piece to add to your portfolio.



Panels from
"Mother Goose High Chair"



PAINTED ROSES

Class Date - 2019

April 22 - 26 (Monday - Friday)

Instructor: Jo Sonja Jansen MDA, VGM

Class Fee: \$550.00

Class Fee Includes: 18" basswood plate. All patterns and instructions, paints and mediums used in class.

The original for this beautiful design was done on a carved and painted bowl however these aren't available.

This study for the week's class will be done on an 18" plate as shown and not the carved bowl.

There is a narrow 1" rim around the plate to accommodate the narrow rose border or a faux finish if you desire.

A face study, roses, background lighting, lettering and lost and found edges are all part of painting that we will study together for the fun of color and technique.

The design will **NOT** be painted on Carved Bowl shown here. The study will instead be done on an 18" wooden plate .



FRENCH BRIDAL STUDIES

Class Date - 2019

April 29 - May 3 (Monday - Friday)

Instructor: Jo Sonja Jansen MDA, VGM

Class Fee: \$600.00

Class Fee Includes: Wooden clock and pedestal plate, patterns and instructions, all paints and mediums used in class.

French Bridal clock and pedestal plate.

Stroke florals bloom abundantly on the surfaces of the anniversary clock and pedestal plate. Multiple brush loading techniques, such as tipping, sideload, double-loading, textured over-strokes, etc. will be featured on the flowers and leaves. The clock is 12 1/4" tall, 8" wide and 5" deep - slightly larger than the one you may see on display at our studio.

Soft lace-edged, roses and birds will decorate the gold center of the pedestal plate surrounded by a border of stroked florals on the rim. The plate is 14" in diameter and 6" tall - a striking piece. This style of decoration comes to us from Northern France, The Alsace region.



Jo Sonja will share completed photos of the pedestal plate via email and social media when they are ready.



FRUIT, FLORAL & COLOR STUDIES

Class Dates - 2019

June 3 - 7 (Monday - Friday)

July 22 - 26 (Monday - Friday)

Instructor: Jo Sonja Jansen MDA, VGM

Class Fee: \$625.00

Class Fee Includes: Patterns, instructions, painting surfaces, paints and mediums used during instruction.

In this class we will begin the journey of personal color choice and how we successfully tone and tint those choices. We will relate to these choice by studying a little of the ideas taught by the colorist Albert Munsell (1858 - 1918).

The side is not quite finished yet and I may make a few minor changes to the top of the composition but I wanted you to see where it is going to give you an idea of the designs for this class.

Of course the color wheel will be decorated too, but I would like to see some personal choice worked into the design and color so that it becomes more personalized and is something you will like to use and have near your painting area.



ZHOSTOVO

TILT TOP TABLE

Class Dates - 2019

June 10 - 14 (Monday - Friday)

Instructor: Jo Sonja Jansen MDA, VGM

Class Fee: \$625.00

Class Fee Includes: Patterns, instructions, Alder tilt top table, all paints and mediums used during instruction.

The colors in this design are more intense and although the design is very full and looks complicated, it isn't. The use of various rose styles contributes greatly to this purely ornamental painting.

There is a little indication of a light source, from the center of the design, but lighting is used more in a decorative sense here. Roses are the center of interest and they spread throughout the design with restful interludes between. I kept the design close to the edge, in fact running into the border because it gave a wonderful, old-fashioned feel to the design. You could reduce the design a little if you preferred more space.

I also am partial to a strong, more casual stroke look and would encourage you to work towards your preferences.

This is going to be a fun week full of color and technique!



ROSEMALING

AMBAR AND TINE

Class Date - 2019

August 12 - 16 (Monday - Friday)

Instructor: Jo Sonja Jansen MDA, VGM

Class Fee: \$650.00

Class Fee Includes: Wood ambar and tine, patterns, instructions, all paints and mediums used in class.

Hallingdal's Partlet

In his book, *Pilgrim's Progress*, Chaucer introduces us to a little hen by the name of Partlet. The wooden hen tine (pronounced tea-nah), was inspired by a gift from Gary Albrecht to me and beautifully reproduced by Sally and Ken Hurst. This is a smaller tine decorated with a softer presentation of Hallingdal rosemaling and dry brushed techniques.



Dimensions - 9.5" L x 5" W X 5.5" H

Ring of Friendship Ambar

Taught several years ago to a special study group, this ambar was never a part of our usual seminar program so by special request we are offering it here with little Partlet the hen tine. The ambar is decorated with Telemark scrolls and angels holding friendship rings on a contemporary background.

ROSEMALING

ROCOCO

Class Date - 2019

Aug 19 - 23 (Monday - Friday)

Instructor: Jo Sonja Jansen MDA, VGM

Class Fee: \$600.00

Class Fee Includes: Wood bowl and box, patterns and instructions, all paints and mediums used in class.

Rococo Rosemaling - Plate and octagonal keepsake box.

The Rococo style of the rosemaler Peder Aadnes is the inspiration for these decorative pieces. Very stylized stroked florals are supported by a network of interconnected multi-stroked scrolls.

The plate was part of an earlier seminar but we did not have enough time to really study the piece so it is being repeated here by popular request and we are adding a keepsake box with a verdigris finish and different arrangements of the style. Soft rococo scenes accompany the floral decorations.



Dimensions - 11" L x 7" W X 8.5" H

Box (unfinished) will feature more Rococo style Rosemaling complemented by faux Verdigris technique.



Wooden Plate - Copyright 2008 Jo Sonja® Jansen

CARVED SANTA & TRIPTYCH

Class Dates - 2019

September 30 - October 4 (Monday - Friday)


Instructor: Jo Sonja Jansen MDA, VGM

Class Fee: \$600.00

Class Fee Includes: Triptych, carved Santa, patterns, instructions, all paints and mediums used during instruction.

Swedish Garden Triptych

This was so fun to paint! Enjoy the creativity inside in you holiday decorations and the garden scenes on the backside the rest of the year. It could be placed in front of a potted plant or a basket of fruit on your family table of buffet. Brush techniques with a softer, dry brushed touch are featured here.



O Holy Night (Carved Santa)

O night of miracles! The beauty and wonder of a night that St. Nicholas held in his heart. In the saying I used the present tense "sing" because I still here their music on Christmas Eve. The inspiration for this piece was illuminated manuscript painting.





Class Dates - 2019

Sept. 4 - 5 and 7 - 8 (Wed - Thursday, Saturday - Sunday)

Instructors: Jo Sonja Jansen, Jamie Mills Price, Maxine Thomas and Bobbie Takashima

Class Fee: \$500.00

Class Fee Includes: all painting surfaces, patterns, instructions, paints and mediums used during instruction.

Jo Sonja and Maxine will reveal their projects soon. We will share them via email and social media when they are ready.

We're doing a new FUN event this year in Eureka. September 3 – 8 will be a September to Remember. Jamie Mills Price, Maxine Thomas, Bobbie Takashima and Jo Sonja will all be teaching one day. There will be a day off in the middle to prep for the next two day session and/or finish up the projects from the first two days. We will be holding this special class at the Red Lion Hotel in Eureka which is adjacent to our studio.

The first day – Sept 3 – will be a prep day and time to settle in for the week. The first two days will be classes with Jamie and Maxine. Sept 6 is a day off to prep for the next classes, finish up projects or shop and enjoy the area. Sept 7 & 8 will be classes with Bobbie Takashima and Jo Sonja.

We all excited to paint together and invite you to come join us for this fun and special week in Eureka!



"It's a Marshmallow World" - Copyright 2018
Jamie Mills Price



"The Frog Prince"
Copyright 2018
Bobbie Takashima

2019 Seminar Schedule Dates

<i>Feb 2 - 3</i>	<i>(Sat - Sunday)</i>	<i>Studio open for prep</i>
Feb 4 - 8	(Monday - Friday)	Design & Color
<i>Feb 9 - 10</i>	<i>(Sat - Sunday)</i>	<i>Studio open for prep</i>
Feb 11 - 15	(Monday - Friday)	Adaptations
<i>March 10 - 11</i>	<i>(Sun - Monday)</i>	<i>Studio open for prep</i>
March 12 - 15	(Tuesday - Friday)	Misha Floral Class - waiting list only
<i>March 16 - 17</i>	<i>(Sat - Sunday)</i>	<i>Studio open for prep</i>
March 18 - 22	(Monday - Friday)	Mother Goose Chair
<i>April 20 - 21</i>	<i>(Sat - Sunday)</i>	<i>Studio open for prep</i>
Apr 22 - 26	(Monday - Friday)	Painted Roses
<i>April 27- 28</i>	<i>(Sat - Sunday)</i>	<i>Studio open for prep</i>
Apr 29 - May 3	(Monday - Friday)	French Bridal Studies
<i>June 1 - 2</i>	<i>(Sat - Sunday)</i>	<i>Studio open for prep</i>
June 3 - 7	(Monday - Friday)	Fruit, Floral & Color Studies
<i>June 8 - 9</i>	<i>(Sat - Sunday)</i>	<i>Studio open for prep</i>
June 10 - 14	(Monday - Friday)	Tilt Top Table
<i>July 13 - 14</i>	<i>(Sat - Sunday)</i>	<i>Studio open for prep</i>
July 15 - 19	(Monday - Friday)	Mother Goose Chair
<i>July 20 - 21</i>	<i>(Sat - Sunday)</i>	<i>Studio open for prep</i>
July 22 - 26	(Monday - Friday)	Fruit, Floral & Color Studies
<i>August 10 - 11</i>	<i>(Sat - Sunday)</i>	<i>Studio open for prep</i>
Aug 12 - 16	(Monday - Friday)	Rosemaling Ambar & Tine
<i>August 17 - 18</i>	<i>(Sat - Sunday)</i>	<i>Studio open for prep</i>
Aug 19 - 23	(Monday - Friday)	Rosemaling - Rococco
Special 5 Day Class! - A September to Remember - 4 teachers, 5 days - Held at the Red Lion Hotel		
<i>Sept 3</i>	<i>(Tuesday)</i>	<i>Prep Day</i>
Sept 4 - 5	(Wednesday - Thursday)	Maxine Thomas & Jamie Mills Price
<i>Sept 6</i>	<i>(Friday)</i>	<i>Prep & Finish Day</i>
Sept 7 - 8	(Sat - Sunday)	Bobbie Takashima & Jo Sonja
<i>Sept 21 - Sept 22</i>	<i>(Sat - Sunday)</i>	<i>Studio open for prep</i>
Sept 23 - 27	(Monday - Friday)	Mother Goose Chair
<i>Sept 28 - 29</i>	<i>(Sat - Sunday)</i>	<i>Studio open for prep</i>
Sept 30 - Oct 4	(Monday - Friday)	Carved Santa & Tryptych

Studio Prep Hours:

We are open the weekend before all seminars and the weekend between seminars. Studio hours for prep are 9:00 AM - 5:00 PM. Please allow yourself enough time for prep prior to class. The studio is closed the weekend following the end of a two week session.

Seminar Request Form

Friends - Please note the following:

We do our best to put everyone in the classes that they request. However, there are times when we receive more requests for classes than we have space. For those that are signing up for several different sessions - It is very important that you please list the classes in order of their importance to you. Also please indicate who you wish to attend with.

Seminar requests can be sent in immediately. **HOWEVER U.S. requests need to be sent in via mail, UPS or Fedex until 12/15/18.** After that time we will be able to accommodate requests via phone, fax and email. We need to maintain this policy so that we can process the applications in an orderly fashion. Thank you very much for your understanding.

SEND THIS FORM TO:

Jo Sonja's Inc., 2136 Third St., Eureka, CA 95501
(NOT our PO Box - PLEASE - that will take longer to get to us)

Please - All reservations before Dec. 15, 2018 need to be sent in via mail, Fedex, UPS.
No phone or email reservations until December 15, 2018.

Toll Free Reservations by phone: (888) 567 - 6652. Reservations by FAX: 707- 445 - 2003.

Deposit is \$100.00 for each first choice class requested

2019 Seminar Request

Name _____ Email _____

Address _____

City, State, Zip Code _____

Daytime Phone () _____ Evening Phone () _____

Number of Classes Requested _____

1st Choice _____

2nd Choice _____

3rd Choice _____

4th Choice _____

5th Choice _____

Deposit by CHECK or credit card:

Credit Card # _____

Expiration Date: _____ CCV # _____