


COLLINGWOOD  
LIGHTING



FEATURES & BENEFITS

- › Equivalent to 20W halogen
- › Robust cable for outdoor use
- › Straight to mains



GL038A

Straight to mains LED ground light

- IP67** Protected against temporary immersion
- Walk over** (5mm toughened glass)
- 7-year extended warranty** available

- 38°
- 3.6W
- 240V
- Ø80
- 34°C
- IK08
- ±35°C
- 800g
- 2 ZONE
- L70, B10
- 70,000h
- 35DCM

Patent information: [collingwoodlighting.com/patent](http://collingwoodlighting.com/patent)

PHOTOMETRICS @ 25°C

Colour	Beam angle	Product code	CRI	lm	lm/W	lx at 1m
4000K	38°	GL038A F NW	>70Ra	200	55	550
3000K	38°	GL038A F WW	>80Ra	165	45	305
Blue	38°	GL038A F BL	-	-	-	-

GENERAL

Construction material	Stainless steel 316 (cover) / aluminium (body)
Drive over / walk over	Walk over (5mm toughened glass)
Inrush current	9A 0.8ms

WIRING

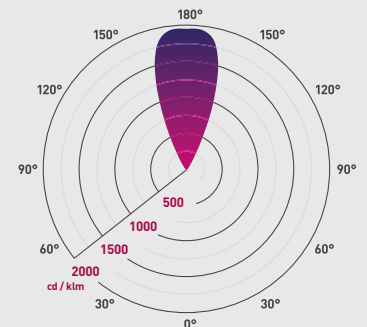
Cable / flying lead	1m H05RN-F rubberised cable (outside diameter: 7mm)
Type of wiring required	Parallel (mains) 220-240V AC 50/60Hz

LED DRIVERS

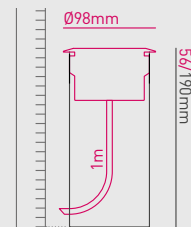
Product code	mA	Dimming	Bathroom zone	Min	Max
N/A (integrated SELV driver)	-	No	2	-	-

ACCESSORIES

Product code	Description
Installation tube (included)	
JB5	Gel filled waterproof connector
WC 5-9	Quick waterproof connector



4000K 38°  
Additional diagrams available at [collingwoodlighting.com](http://collingwoodlighting.com)



This luminaire contains built-in LED lamps.

The lamps cannot be changed in the luminaire.

LED

A++  
A+  
A  
C  
D  
E

874/2012