

**ASSEMBLY INSTRUCTIONS/NOTICE D'ASSEMBLAGE**  
**DESCRIPTION : OSLO UPH QUEEN BED /**  
**ITEM NO: OSLOGQHB&OSLOGQFB&OSLOGQ KR**

**IMPORTANT NOTES / NOTE IMPORTANTE:**

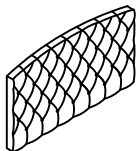
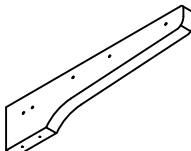
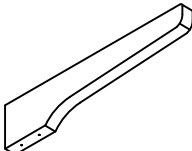

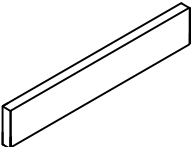

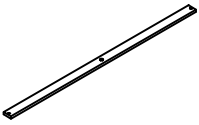
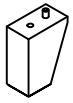

.Place all wooden parts on a clean and smooth surface such as a rug or carpet to avoid scratching the parts.  
 / placer les pièces sur une surface propre et lisse tel qu'une couverture ou un tapis pour éviter d'endommager les pièces.

.Kindly follow the assembly instructions step by step . / Veuillez suivre la notice d'assemblage, pas à pas.

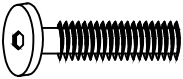



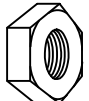

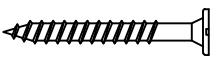

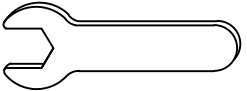
.Do not tighten all screws and bolts until the product is fully assembled./Ne serrer les vis et boulons à fond que lorsque le produit est entièrement assemblé.

.Keep all hardware parts out of reach of children./Gardez les pièces de quincaillerie hors de la portée des enfants

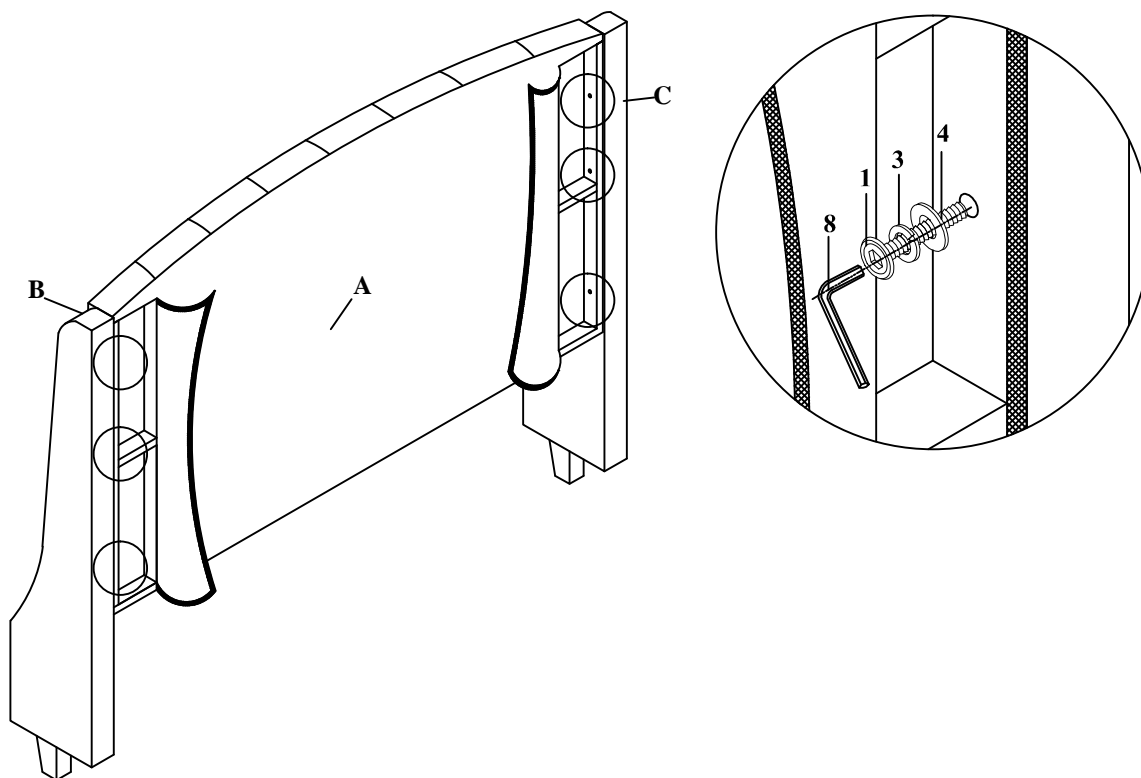
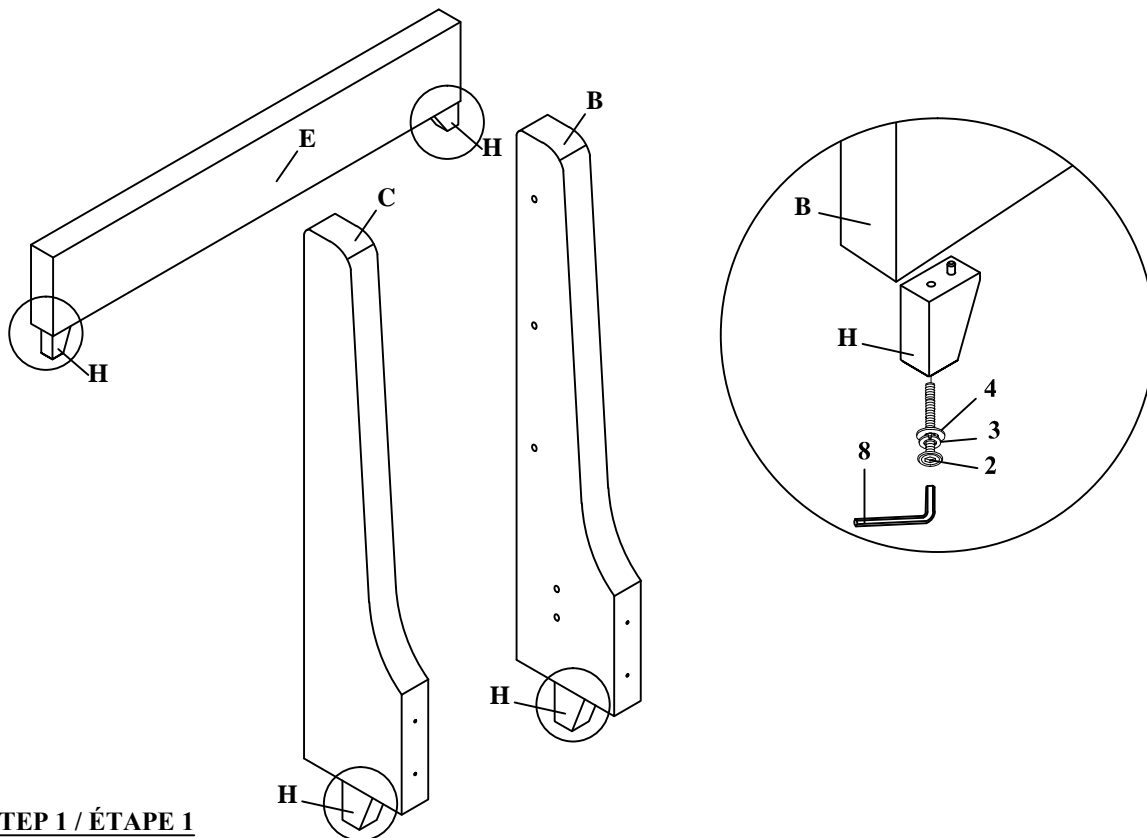
**PARTS IDENTIFICATION / IDENTIFICATION DES PIÈCES**

<b>A</b>		<b>B</b>		<b>C</b>	
	Head Board (1 pc) La tête de lit (1 pce)		Head Board Right Leg (1 pc) Pieds Droit de la tête (1 pce)		Head Board Left Leg (1 pc) Pieds Gauche de la tête (1 pce)
<b>D</b>		<b>E</b>		<b>F</b>	
	Head Board Leg Support (1 pc) Pied de support de la tête de lit (1 pce)		Foot Board (1 pc) Pied de lit (1 pce)		Bed Rail (2 pcs) Montant du lit (2 pces)
<b>G</b>		<b>H</b>		<b>I</b>	
	Bed Slat (5 pc) Lattes du lit (5 pces)		Leg (4 pcs) Pieds(4 pces)		Bed Slat Support 1 (5 pcs) Lattes de lit - Support 1 (5 pces)

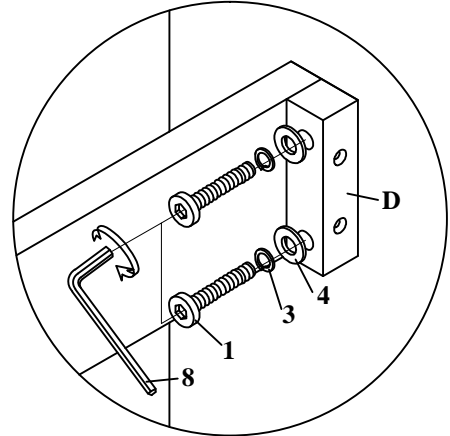
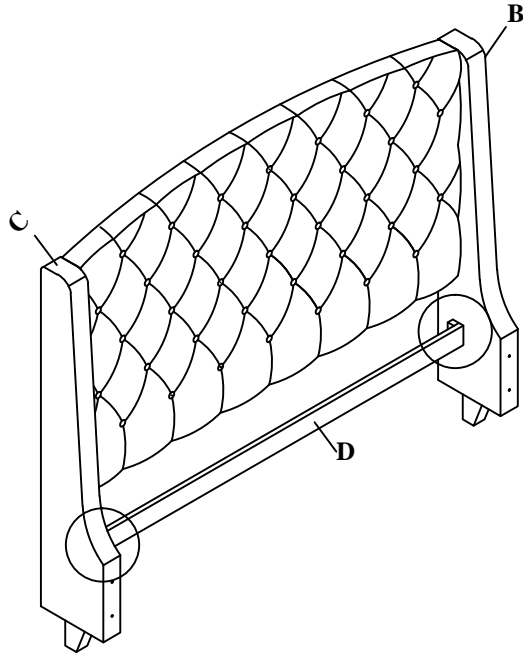
**HARDWARE LIST / LISTE DES OUTILS**

<b>1</b>		<b>2</b>		<b>3</b>	
	(5/16"x 2") Bolt 1 (10 pcs) Boulon 1 (10 pces)		(5/16"x 3") Bolt 1 (4 pcs) Boulon 1 (4 pces)		(5/16"x 13) Spring Washer (22 pcs) Rondelle frein (22 pces)
<b>4</b>		<b>5</b>		<b>6</b>	
	(5/16"x 19) Flat Washer (22 pcs) Rondelle plate (22 pces)		Hex - Nut (8 pcs) Écrou hexagonal (8 pces)		Double End Bolt (8 pcs) Boulon double (8 pces)
<b>7</b>		<b>8</b>		<b>9</b>	
	Screw (10 pcs) Vis (10 pces)		Allen Key (1 pc) Clé hexagonale (1 pce)		Wrench (1 pc) Clé (1 pce)

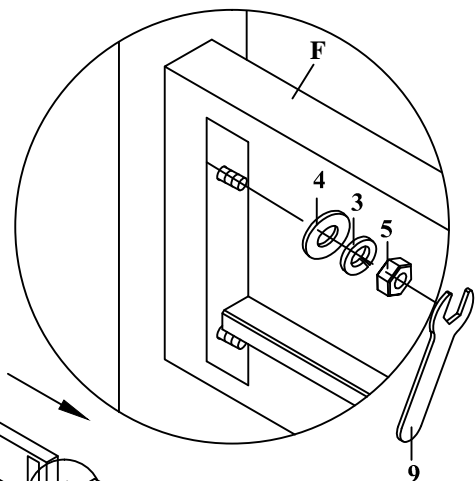
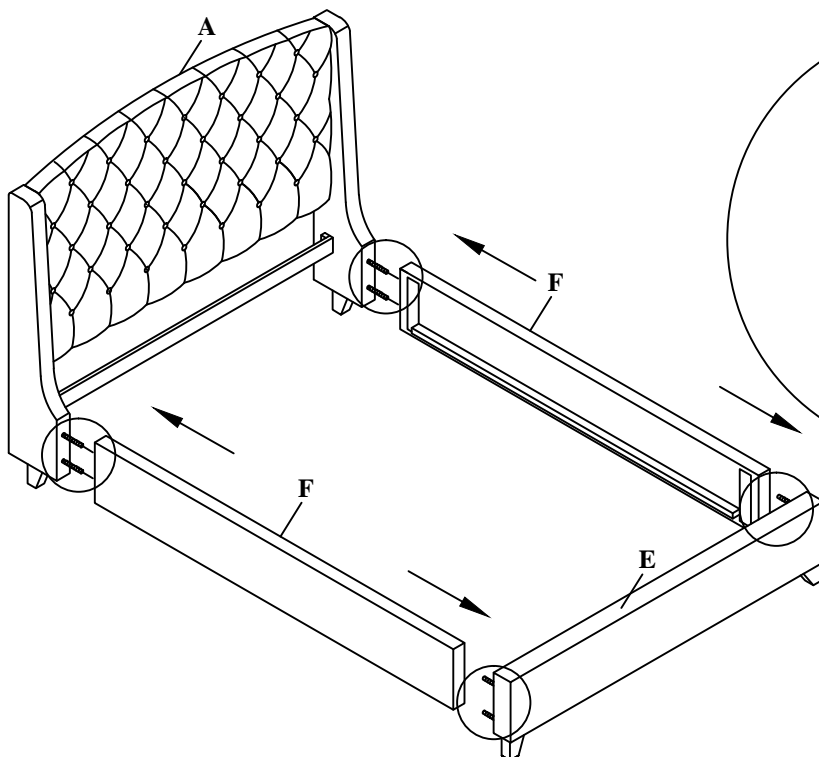
**ASSEMBLY INSTRUCTIONS/NOTICE D'ASSEMBLAGE**  
**DESCRIPTION : OSLO UPH QUEEN BED /**  
**ITEM NO: OSLOGQHB&OSLOGQFB&OSLOGQ KR**



**ASSEMBLY INSTRUCTIONS/NOTICE D'ASSEMBLAGE**  
**DESCRIPTION : OSLO UPH QUEEN BED /**  
**ITEM NO: OSLOGQHB&OSLOGQFB&OSLOGQ KR**

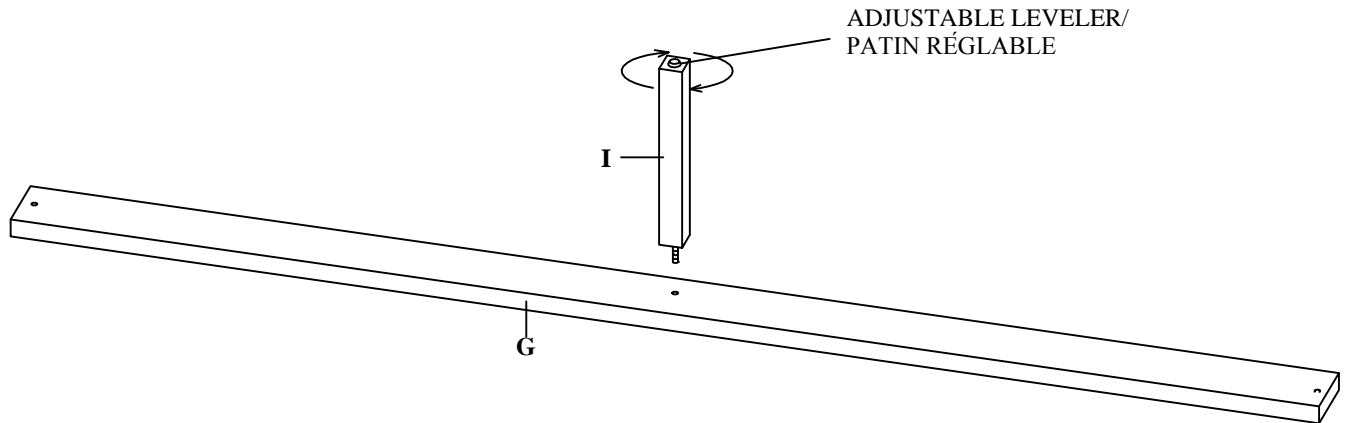


**STEP 3 / ÉTAPE 3**

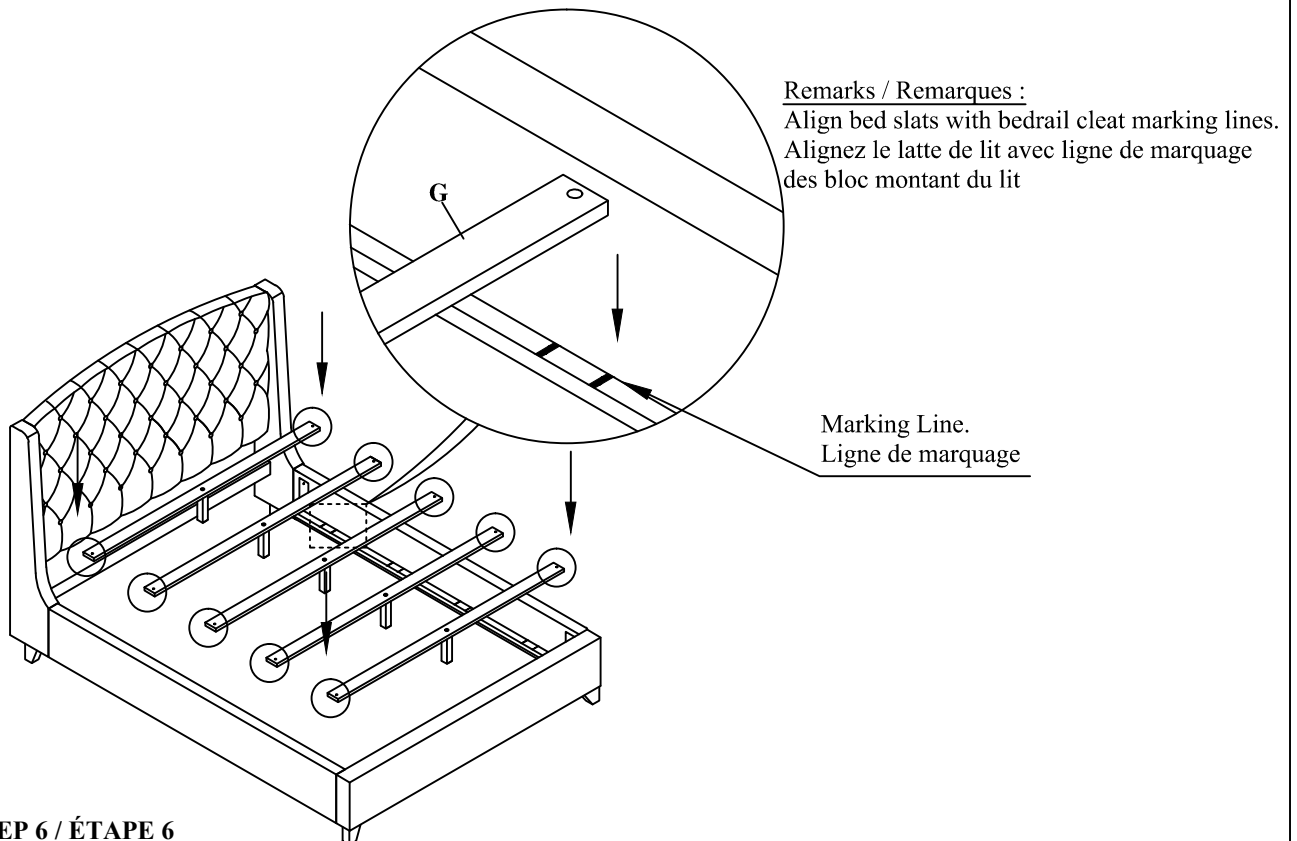


**STEP 4 / ÉTAPE 4**

**ASSEMBLY INSTRUCTIONS/NOTICE D'ASSEMBLAGE**  
**DESCRIPTION : OSLO UPH QUEEN BED /**  
**ITEM NO: OSLOGQHB&OSLOGQFB&OSLOGQ KR**



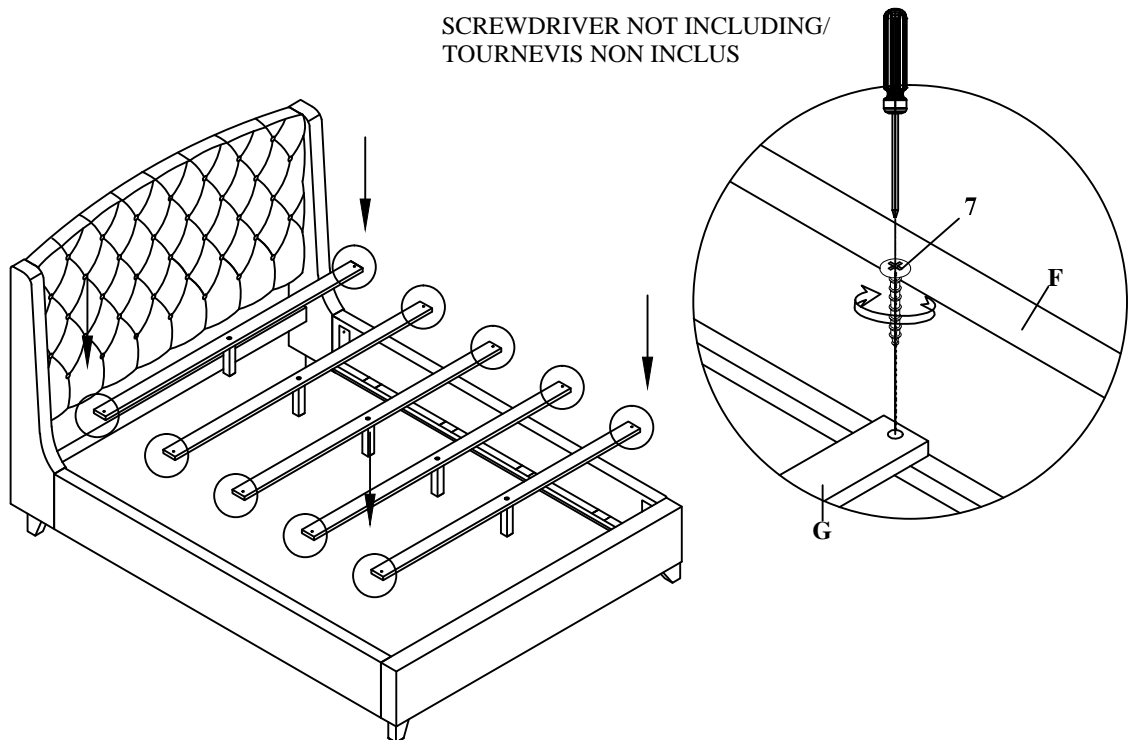
**STEP 5 / ÉTAPE 5**



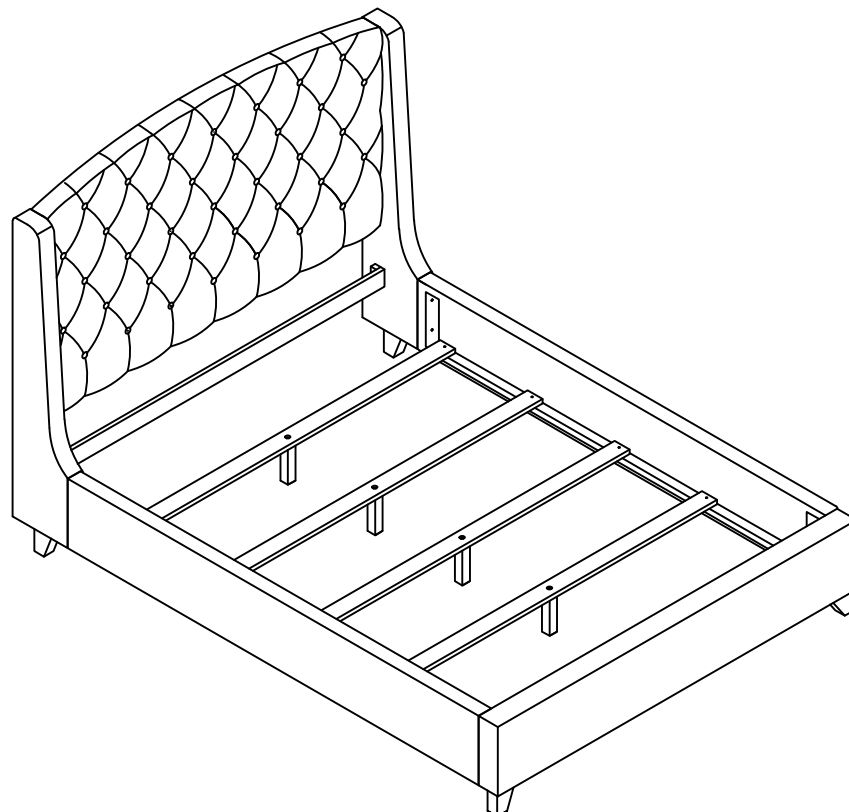
**STEP 6 / ÉTAPE 6**

**ASSEMBLY INSTRUCTIONS/NOTICE D'ASSEMBLAGE**  
**DESCRIPTION : OSLO UPH QUEEN BED /**  
**ITEM NO: OSLOGQHB&OSLOGQFB&OSLOGQ KR**

SCREWDRIVER NOT INCLUDING/  
TOURNEVIS NON INCLUS



**STEP 7 / ÉTAPE 7**



**COMPLETE**