



**INSTRUCTIONS D'ASSEMBLAGE**  
**ASSEMBLY INSTRUCTIONS**

---

**M**ONARCH  
SPECIALTIES INC.

# I 1068

---

**CHAISE -**  
**2PCS / 39" H / VELOUR GRIS FONCE / CHROME**

**DINING CHAIR -**  
**2PCS / 39" H / DARK GREY VELVET / CHROME**


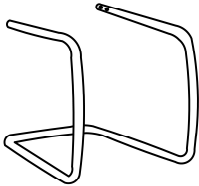



**POUR DE L'ASSISTANCE OU POUR COMMANDER  
DES PIÈCES CONTACTEZ NOTRE DÉPARTEMENT  
DE SERVICE À LA CLIENTÈLE.**

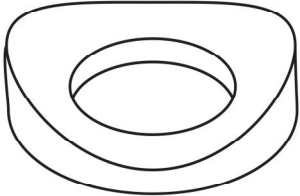

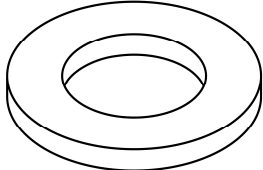
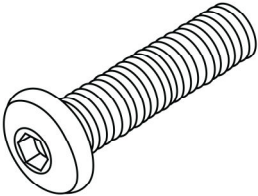
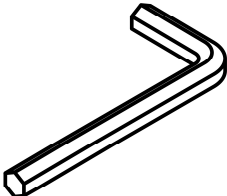
**FOR ASSISTANCE OR TO ORDER PARTS  
CONTACT OUR CUSTOMER SERVICE DEPARTMENT**

**WWW.MONARCHSERVICE.COM**

**LISTE DES PIÈCES**  
**PARTS LIST**

PIÈCE / PART #	IMAGE	DESCRIPTION	QTY / QTÉ
1		BACK DOSSIER	2
2		CHAIR LEG PATTE DE CHAISE	2
3		SEAT CUSHION COUSSIN DU SIÈGE	2

**LISTE DES PIÈCES DE MONTAGE**  
**HARDWARE LIST**

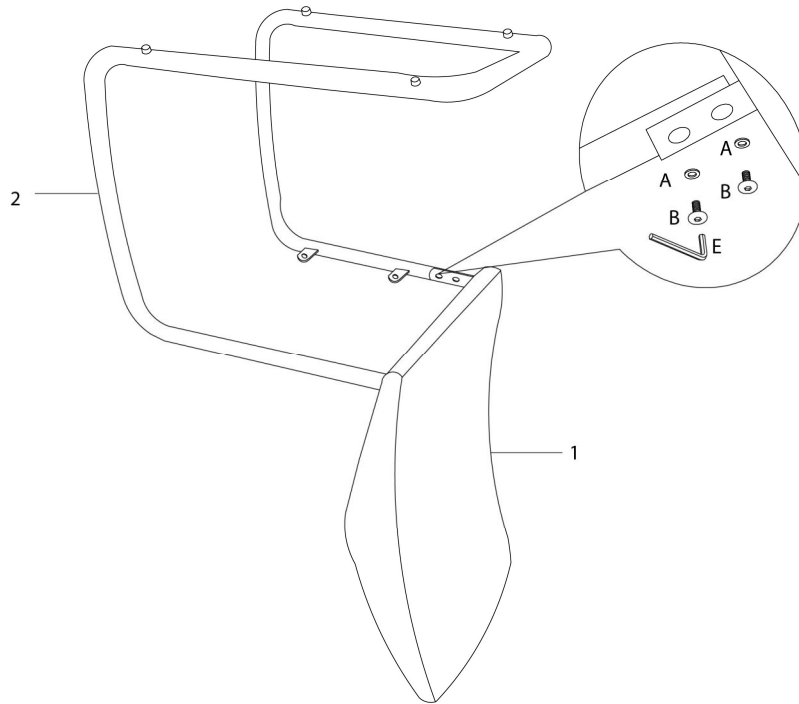
PIÈCE / PART #	IMAGE	DESCRIPTION	QTY / QTÉ
A		<p align="center">CURVED WASHER - Ø7/8" RONDELLE CURVÉE - Ø7/8"</p>	8
B		<p align="center">ASSEMBLING BOLT - Ø 3/8" X 3/4" BOULON D'ASSEMBLAGE - Ø 3/8" X 3/4"</p>	8
C		<p align="center">METAL WASHER - Ø 3/4" RONDELLE DE MÉTAL - Ø 3/4"</p>	8
D		<p align="center">ASSEMBLING BOLT - Ø 1/4" X 3/4" BOULON D'ASSEMBLAGE - Ø 1/4" X 3/4"</p>	8
E		<p align="center">HEX KEY CLÉ HEXAGONALE</p>	2



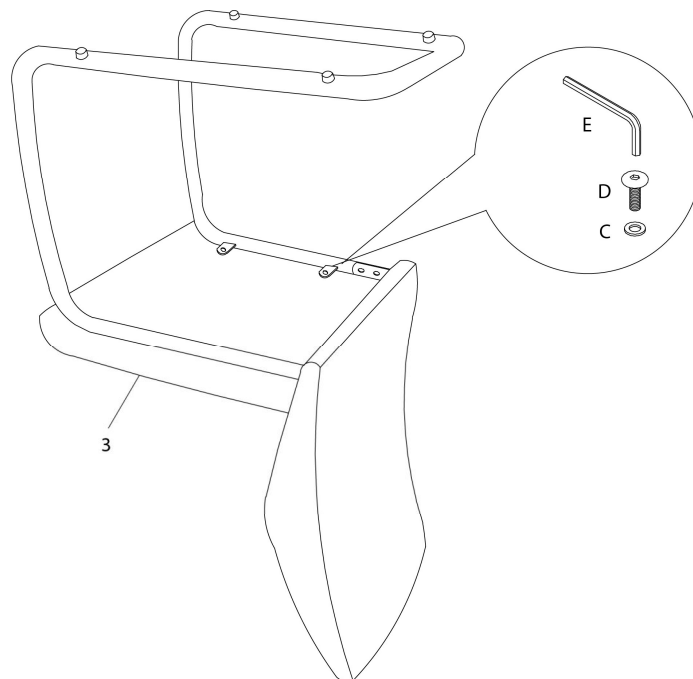
OUTIL DE VÉRIFICATION DE DIMENSIONS DES PIÈCES  
HARDWARE DIMENSIONS VERIFICATION TOOL



ÉTAPE / STEP 1



ÉTAPE / STEP 2



ÉTAPE / STEP 3

