

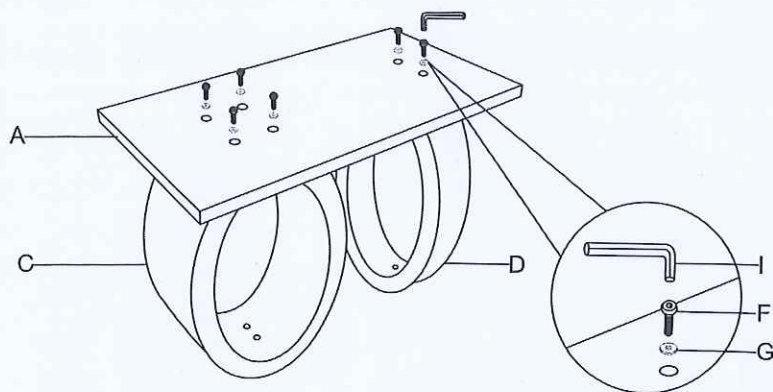
ASSEMBLY INSTRUCTION

Model : D1628DT

Description : Dining Table

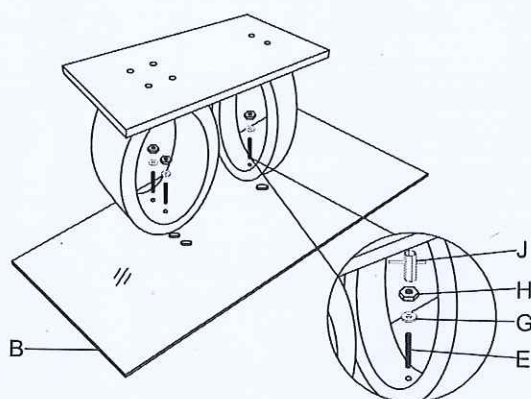
Thank you for purchasing this quality product. Be sure to check all packing material carefully for small parts that may have come loose inside the carton during shipment.

Step 1:



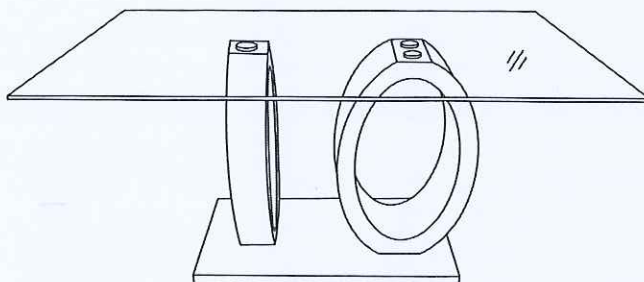
Firstly, fix the table leg with table base but do not fully tighten the bolt(F).

Step 2:



Assemble table glass top with table leg but do not fully tighten the bolt(E).

Finished



Finally, lean the table with extra care and tighten the bolt.(E&F).

PART LIST :

No.	Description	Diagram	Quantity
A	Table base		1
B	Table glass top		1
C	Table leg		1
D	Table leg		1

HARDWARE LIST :

No.	Description	Diagram	Size	Quantity
E	Stud		M8x60mm	3
F	Bolt		M8x45mm	6
G	Flat washer		Ø 8x18x1.5mm	9
H	Nut		M8	3
I	Allen key		M5	1
J	Socket Spanner		M8	1

Made In China