



INSTRUCTIONS D'ASSEMBLAGE
ASSEMBLY INSTRUCTIONS

MONARCH
SPECIALTIES INC.

I 7777

BUREAU -
40"L / TAUPE FONCE / METAL NOIR

COMPUTER DESK -
40"L / DARK TAUPE / BLACK METAL

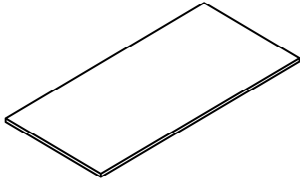
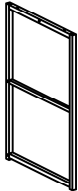
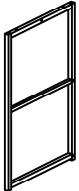
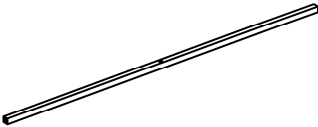



**POUR DE L'ASSISTANCE OU POUR COMMANDER
DES PIÈCES CONTACTEZ NOTRE DÉPARTEMENT
DE SERVICE À LA CLIENTÈLE.**


**FOR ASSISTANCE OR TO ORDER PARTS
CONTACT OUR CUSTOMER SERVICE DEPARTMENT**

WWW.MONARCHSERVICE.COM

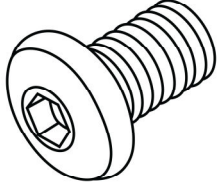
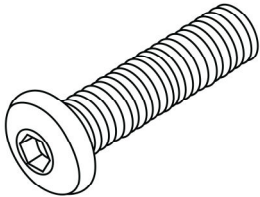
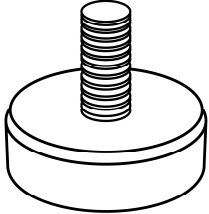
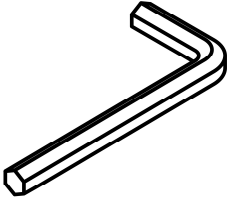
LISTE DES PIÈCES
PARTS LIST

PIÈCE / PART #	IMAGE	DESCRIPTION	QTY / QTÉ
1		TABLE TOP SURFACE DE TABLE	1
2		FRONT FACING RIGHT LEG PATTE AVANT DROITE	1
3		FRONT FACING LEFT LEG PATTE AVANT GAUCHE	1
4		CONNECTOR CONNECTEUR	2
5		CONNECTOR CONNECTEUR	1

LISTE DES PIÈCES
PARTS LIST

PIÈCE / PART #	IMAGE	DESCRIPTION	QTY / QTÉ
6		CONNECTOR CONNECTEUR	1

LISTE DES PIÈCES DE MONTAGE
HARDWARE LIST

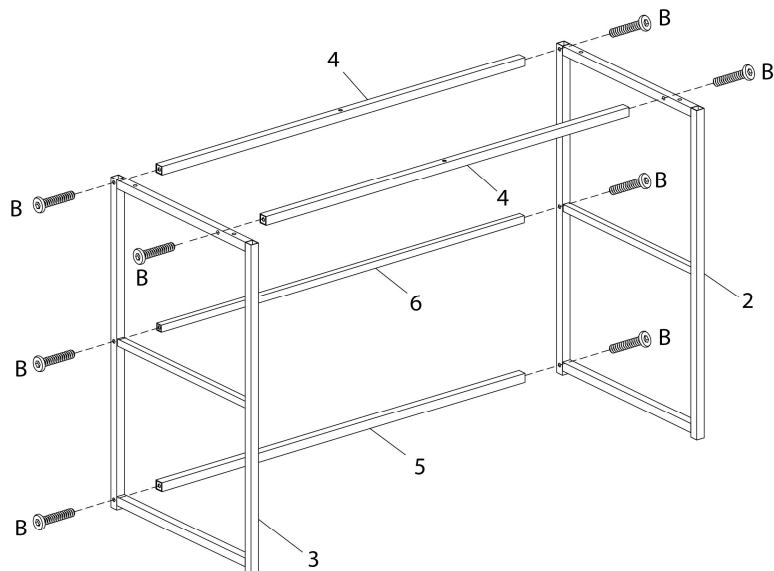
PIÈCE / PART #	IMAGE	DESCRIPTION	QTY / QTÉ
A		ASSEMBLING BOLT - Ø1/4" X 1 1/8" BOULON D'ASSEMBLAGE - Ø1/4" X 1 1/8"	6
B		ASSEMBLING BOLT - Ø1/4" X 1 1/2" BOULON D'ASSEMBLAGE - Ø1/4" X 1 1/2"	8
C		ADJUSTABLE LEG PATTE AJUSTABLE	4
D		HEX KEY CLÉ HEXAGONALE	1



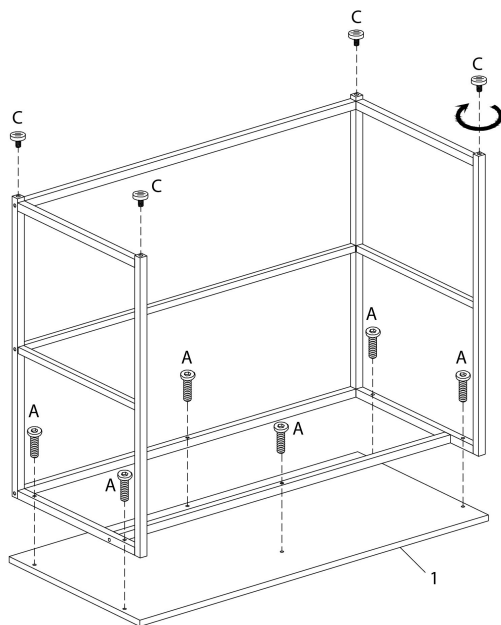
OUTIL DE VÉRIFICATION DE DIMENSIONS DES PIÈCES
HARDWARE DIMENSIONS VERIFICATION TOOL



ÉTAPE / STEP 1



ÉTAPE / STEP 2



ÉTAPE / STEP 3

