



**INSTRUCTIONS D'ASSEMBLAGE  
ASSEMBLY INSTRUCTIONS**

---

**M**ONARCH  
SPECIALTIES INC.

**I 7197**

---

**BUREAU -  
55"L / DESSUS TAUPE FONCE DE COIN / METAL NOIR**

**COMPUTER DESK -  
55"L / DARK TAUPE TOP/ BLACK METAL CORNER**


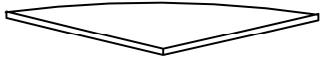
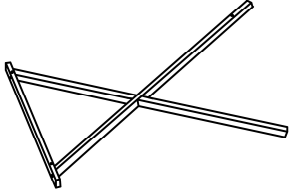
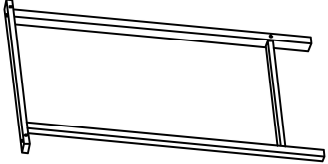



**POUR DE L'ASSISTANCE OU POUR COMMANDER  
DES PIÈCES CONTACTEZ NOTRE DÉPARTEMENT  
DE SERVICE À LA CLIENTÈLE.**

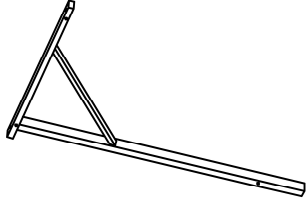

**FOR ASSISTANCE OR TO ORDER PARTS  
CONTACT OUR CUSTOMER SERVICE DEPARTMENT**

**WWW.MONARCHSERVICE.COM**




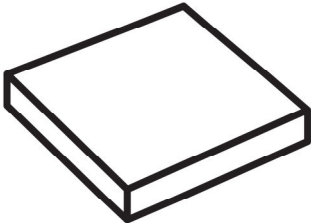
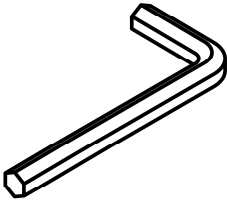
**LISTE DES PIÈCES**  
**PARTS LIST**

PIÈCE / PART #	IMAGE	DESCRIPTION	QTY / QTÉ
1		<p align="center"><b>DESK TOP</b>  <b>SURFACE DU BUREAU</b></p>	2
2		<p align="center"><b>DESK TOP</b>  <b>SURFACE DU BUREAU</b></p>	1
3		<p align="center"><b>DESK LEG</b>  <b>PATTE DU BUREAU</b></p>	2
4		<p align="center"><b>DESK LEG</b>  <b>PATTE DU BUREAU</b></p>	1
5		<p align="center"><b>CENTER FRAME</b>  <b>CADRE DU CENTRE</b></p>	1

**LISTE DES PIÈCES**  
**PARTS LIST**

PIÈCE / PART #	IMAGE	DESCRIPTION	QTY / QTÉ
6		DESK LEG PATTE DU BUREAU	1
7		SUPPORT BAR BARRE DE SOUTIEN	6

**LISTE DES PIÈCES DE MONTAGE**  
**HARDWARE LIST**

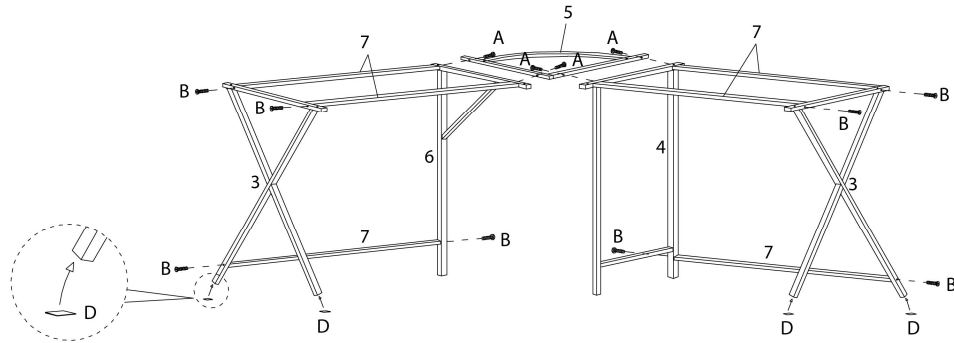
PIÈCE / PART #	IMAGE	DESCRIPTION	QTY / QTÉ
<b>A</b>		<b>ASSEMBLING BOLT -</b> <b>1/4" X 2 3/4"</b> <b>BOULON D'ASSEMBLAGE -</b> <b>1/4" X 2 3/4"</b>	<b>4</b>
<b>B</b>		<b>ASSEMBLING BOLT -</b> <b>1/4" X 2 1/4"</b> <b>BOULON D'ASSEMBLAGE -</b> <b>1/4" X 2 1/4"</b>	<b>8</b>
<b>C</b>		<b>ASSEMBLING BOLT -</b> <b>1/4" X 1 1/8"</b> <b>BOULON D'ASSEMBLAGE -</b> <b>1/4" X 1 1/8"</b>	<b>11</b>
<b>D</b>		<b>FLOOR PROTECTOR</b> <b>PROTECTEUR DE PLANCHER</b>	<b>4</b>
<b>E</b>		<b>HEX KEY</b> <b>CLÉ HEXAGONALE</b>	<b>1</b>



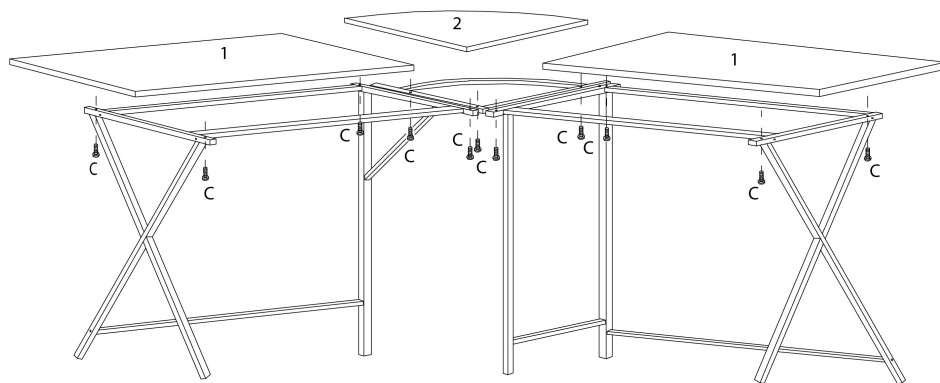
OUTIL DE VÉRIFICATION DE DIMENSIONS DES PIÈCES  
HARDWARE DIMENSIONS VERIFICATION TOOL



ÉTAPE / STEP 1



ÉTAPE / STEP 2



ÉTAPE / STEP 3

