



INSTRUCTIONS D'ASSEMBLAGE
ASSEMBLY INSTRUCTIONS

MONARCH
SPECIALTIES INC.

I 7196

**BUREAU -
55"L / DESSUS GRIS DE COIN / METAL NOIR**

**COMPUTER DESK -
55"L / GREY TOP / BLACK METAL CORNER**



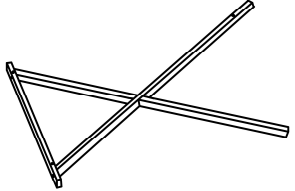
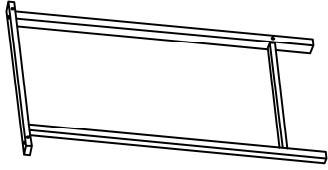



**POUR DE L'ASSISTANCE OU POUR COMMANDER
DES PIÈCES CONTACTEZ NOTRE DÉPARTEMENT
DE SERVICE À LA CLIENTÈLE.**

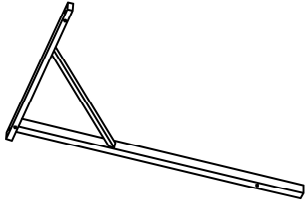

**FOR ASSISTANCE OR TO ORDER PARTS
CONTACT OUR CUSTOMER SERVICE DEPARTMENT**

WWW.MONARCHSERVICE.COM




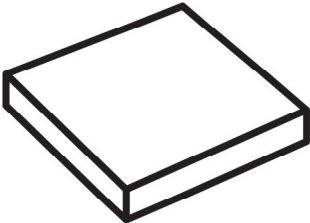
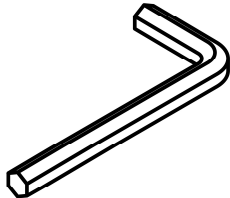
LISTE DES PIÈCES
PARTS LIST

PIÈCE / PART #	IMAGE	DESCRIPTION	QTY / QTÉ
1		<p align="center">DESK TOP SURFACE DU BUREAU</p>	2
2		<p align="center">DESK TOP SURFACE DU BUREAU</p>	1
3		<p align="center">DESK LEG PATTE DU BUREAU</p>	2
4		<p align="center">DESK LEG PATTE DU BUREAU</p>	1
5		<p align="center">CENTER FRAME CADRE DU CENTRE</p>	1

LISTE DES PIÈCES
PARTS LIST

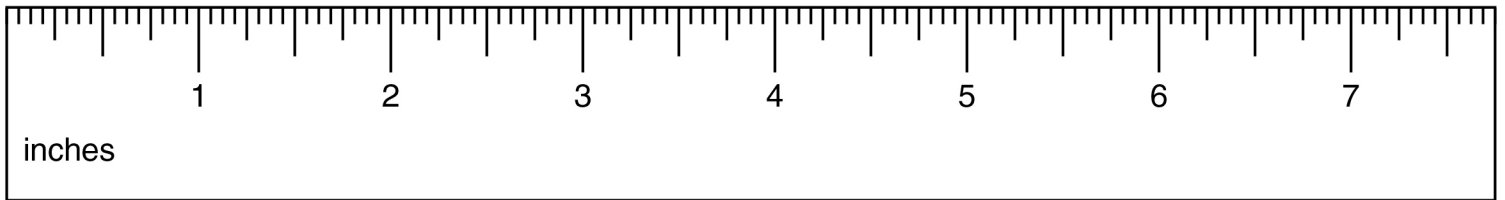
PIÈCE / PART #	IMAGE	DESCRIPTION	QTY / QTÉ
6		DESK LEG PATTE DU BUREAU	1
7		SUPPORT BAR BARRE DE SOUTIEN	6

LISTE DES PIÈCES DE MONTAGE
HARDWARE LIST

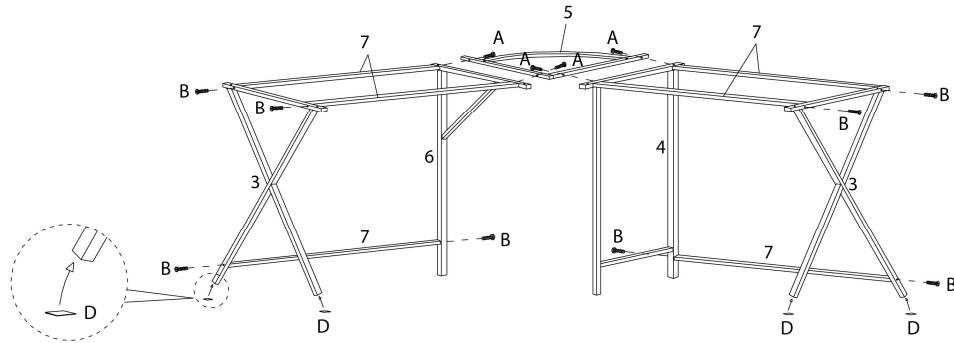
PIÈCE / PART #	IMAGE	DESCRIPTION	QTY / QTÉ
A		<p align="center">ASSEMBLING BOLT - 1/4" X 2 3/4"</p> <p align="center">BOULON D'ASSEMBLAGE - 1/4" X 2 3/4"</p>	4
B		<p align="center">ASSEMBLING BOLT - 1/4" X 2 1/4"</p> <p align="center">BOULON D'ASSEMBLAGE - 1/4" X 2 1/4"</p>	8
C		<p align="center">ASSEMBLING BOLT - 1/4" X 1 1/8"</p> <p align="center">BOULON D'ASSEMBLAGE - 1/4" X 1 1/8"</p>	11
D		<p align="center">FLOOR PROTECTOR PROTECTEUR DE PLANCHER</p>	4
E		<p align="center">HEX KEY CLÉ HEXAGONALE</p>	1



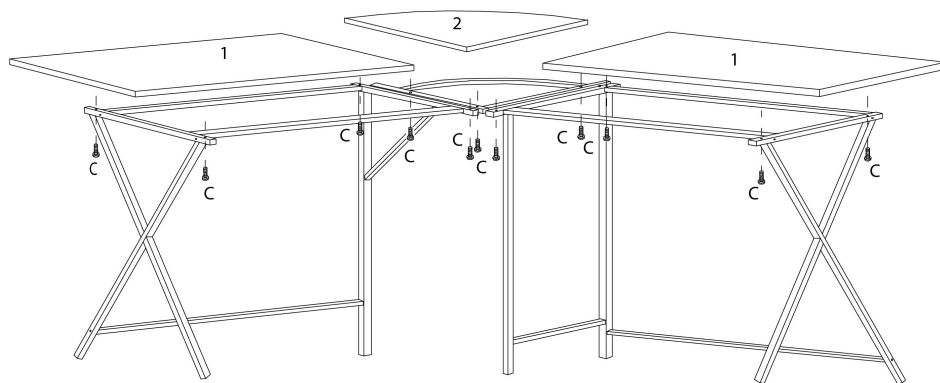
OUTIL DE VÉRIFICATION DE DIMENSIONS DES PIÈCES
HARDWARE DIMENSIONS VERIFICATION TOOL



ÉTAPE / STEP 1



ÉTAPE / STEP 2



ÉTAPE / STEP 3

