



INSTRUCTIONS D'ASSEMBLAGE
ASSEMBLY INSTRUCTIONS

MONARCH
SPECIALTIES INC.

I 3783

TABLE DE SALON -
40" L / MARBRE NOIR / METAL NOIR

COFFEE TABLE -
40" L / BLACK MARBLE / BLACK METAL

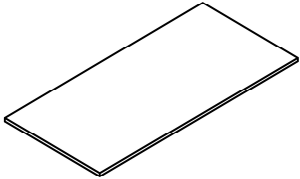
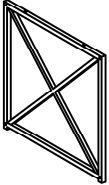




**POUR DE L'ASSISTANCE OU POUR COMMANDER
DES PIÈCES CONTACTEZ NOTRE DÉPARTEMENT
DE SERVICE À LA CLIENTÈLE.**

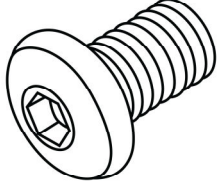
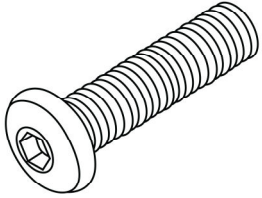
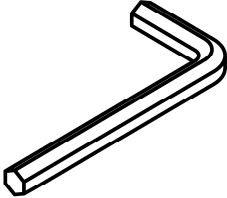
**FOR ASSISTANCE OR TO ORDER PARTS
CONTACT OUR CUSTOMER SERVICE DEPARTMENT**

WWW.MONARCHSERVICE.COM

LISTE DES PIÈCES
PARTS LIST

PIÈCE / PART #	IMAGE	DESCRIPTION	QTY / QTÉ
1		<p align="center">TABLE TOP SURFACE DE TABLE</p>	1
2		<p align="center">METAL LEG PATTE EN METAL</p>	2
3		<p align="center">CONNECTOR CONNECTEUR</p>	2
4		<p align="center">CONNECTOR CONNECTEUR</p>	2

LISTE DES PIÈCES DE MONTAGE
HARDWARE LIST

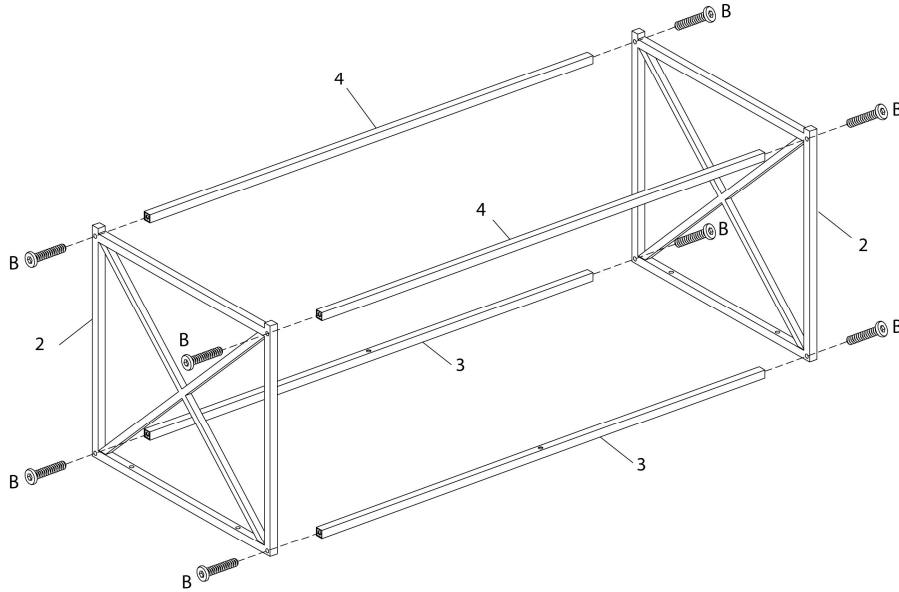
PIÈCE / PART #	IMAGE	DESCRIPTION	QTY / QTÉ
A		<p>ASSEMBLING BOLT - Ø1/4" X 1 1/8"</p> <p>BOULON D'ASSEMBLAGE - Ø1/4" X 1 1/8"</p>	6
B		<p>ASSEMBLING BOLT - Ø1/4" X 1 3/8"</p> <p>BOULON D'ASSEMBLAGE - Ø1/4" X 1 3/8"</p>	8
C		<p>HEX KEY</p> <p>CLÉ HEXAGONALE</p>	1



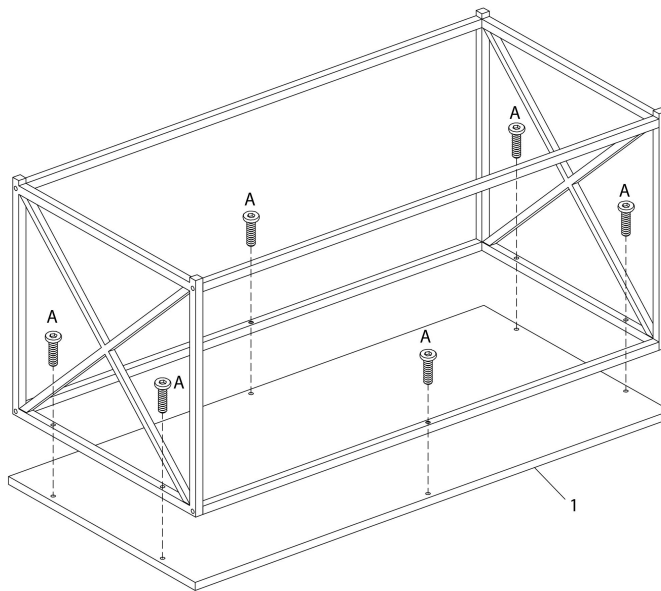
OUTIL DE VÉRIFICATION DE DIMENSIONS DES PIÈCES
HARDWARE DIMENSIONS VERIFICATION TOOL



ÉTAPE / STEP 1



ÉTAPE / STEP 2



ÉTAPE / STEP 3

