

Living Room Chair

Chaise de salon



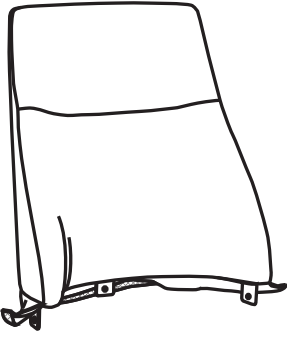








KF.Y1061
Made in China
Fabriqué en Chine

EN Contents

Before getting started, ensure the package contains the following components:

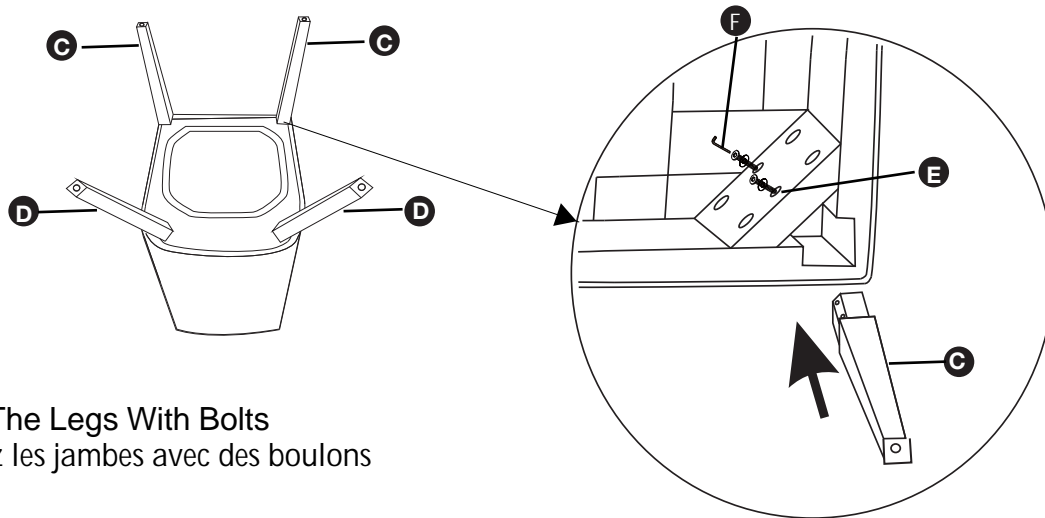
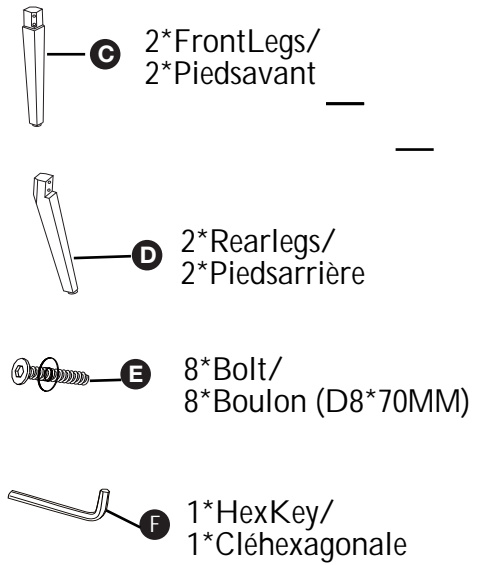
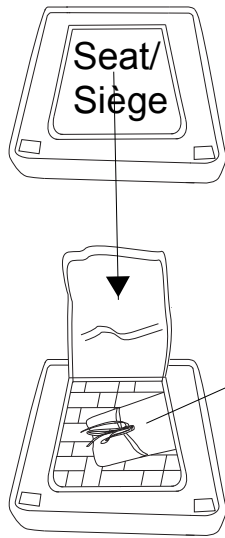
FR Contenu

Avant de commencer, assurez-vous que l'emballage contient les composants suivants :

<p>A</p>	 <p>Chair Back / Dossier de chaise</p>	<p>x1</p>	<p>C</p>	<p>Front Legs/ Pieds avant</p>		<p>x2</p>
<p>B</p>	 <p>Chair Seat / Siège de chaise</p>	<p>x1</p>	<p>D</p>	<p>Rear legs/ Pieds arrière</p>		<p>x2</p>
			<p>E</p>	<p>Bolt/Boulon</p>	 <p>8x70mm</p>	<p>x8</p>
			<p>F</p>	<p>Hex Key/ Clé hexagonale</p>		<p>x1</p>
			<p>G</p>	<p>Angle Connector/ Connecteur d'angle</p>		<p>x3</p>
			<p>H</p>	<p>Bolt/Boulon</p>	 <p>6x25mm</p>	<p>x9</p>
			<p>I</p>	<p>Hex Key/ Clé hexagonale</p>		<p>x1</p>
			<p>J</p>			

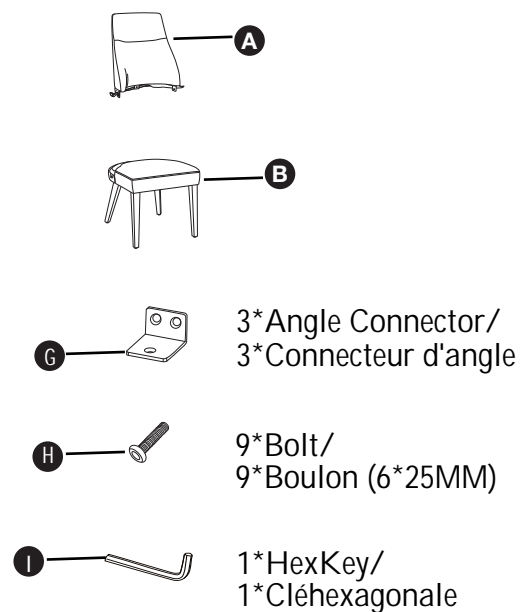
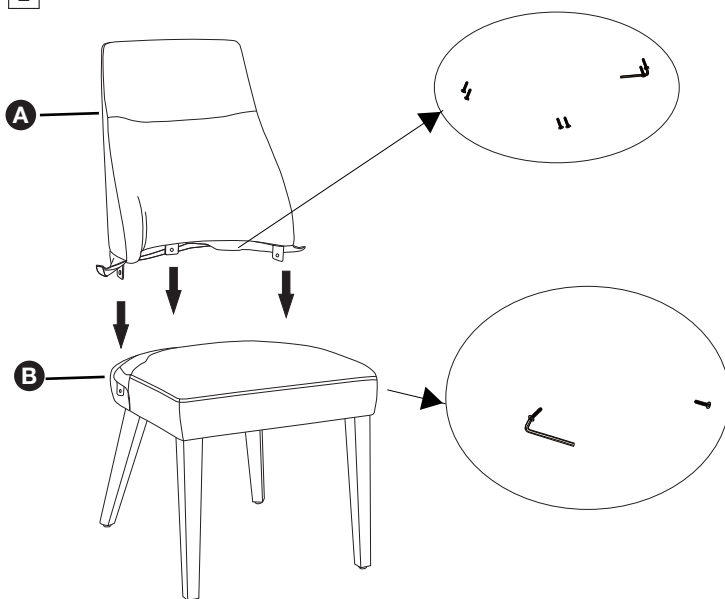
Assembly / Assemblage

1



Fix The Legs With Bolts
Fixez les jambes avec des boulons

2



Fix The Backrest With Angle Connectors And Bolts
Fixez le dossier avec des connecteurs d'angle et des boulons