

# BRICK® ASSEMBLY INSTRUCTION (INSTRUCTIONS D'ASSEMBLAGE)






ITEM NO.: CY2010CT-T/B GARBOCT1/2 GARBO COFFEE TOP/GARBO COFFEE BASE

ARTICLE N°: CY2010CT-T/B GARBOCT1/2 PLATEAU DE LA TABLE A CAFE GARBO/BASE DE LA TABLE GARBO




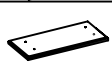
**NOTE:**

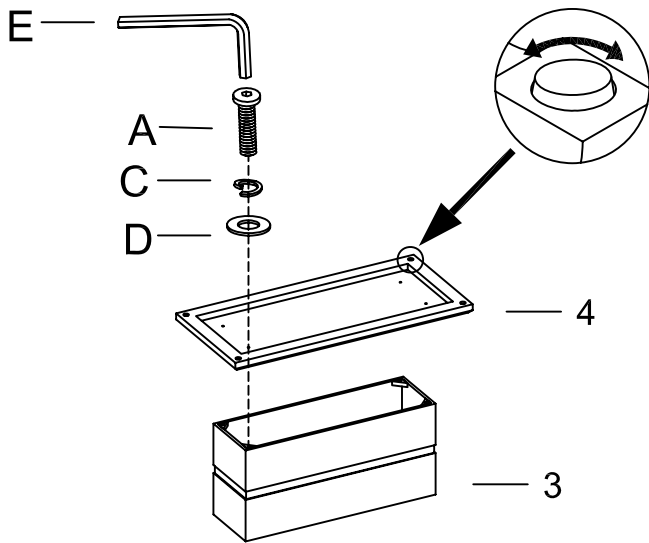
1. Estimated assembled time 15 minutes. / L'assemblage devrait prendre 15 minutes environ.
2. Do NOT tighten bolts until completely assembled. / ATTENDRE avant de serrer complètement tous les boulons.
3. When ready to tighten the bolts, ensure to tighten on a flat and level surface. / Pour serrer complètement tous les boulons, s'assurer d'être sur une surface plane et nivellée.

**HARDWARE LIST (LISTE DES OUTILS):**

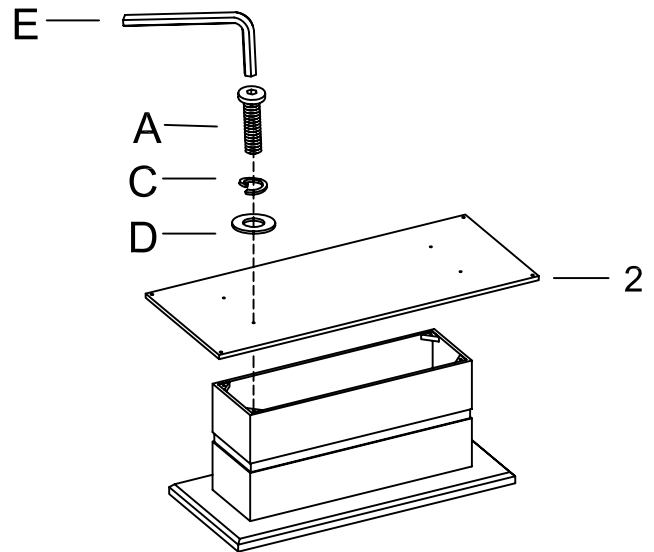
NO./N°	DESC.	DIAG (SCHÉMA)	Q'TY(QTÉ)
A	BOLT (BOULON)	 Ø5/16" x 1-3/4"	8PCS (8PCES)
B	BOLT (BOULON)	 Ø5/16" x 1-1/4"	4PCS (4PCES)
C	SPRING WASHER (RONDELLE FREIN)		12PCS (12PCES)
D	WASHER (RONDELLE)		12PCS (12PCES)
E	ALLEN KEY (CLÉ ALLEN)		1PC (1PCE)

**PARTS LIST (LISTE DES PIÈCES):**

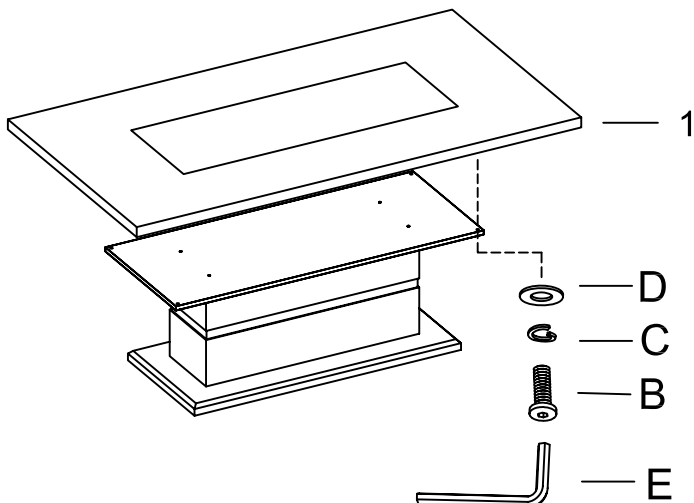
NO./N°	DESC.	DIAG (SCHÉMA)	Q'TY(QTÉ)
1	TOP (PLATEAU)		1PC (1PCE)
2	CONNECTION PLATE (PLAQUE DE CONNEXION)		1PC (1PCE)
3	BASE (BASE)		1PC (1PCE)
4	BASE BOTTOM (BASE INFÉRIEURE)		1PC (1PCE)



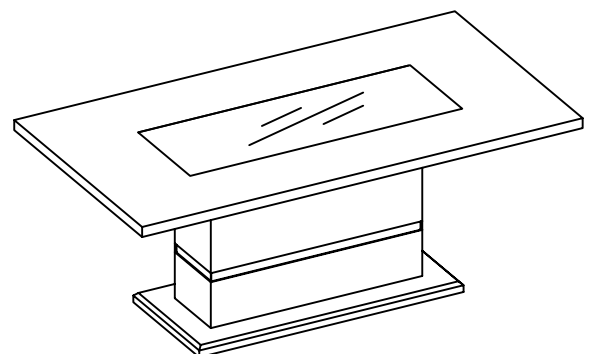
STEP 1/ETAPE 1



STEP 2/ETAPE 2



STEP 3/ETAPE 3



STEP 4/ETAPE 4