







ASSEMBLY INSTRUCTIONS (INSTRUCTIONS D'ASSEMBLAGE)

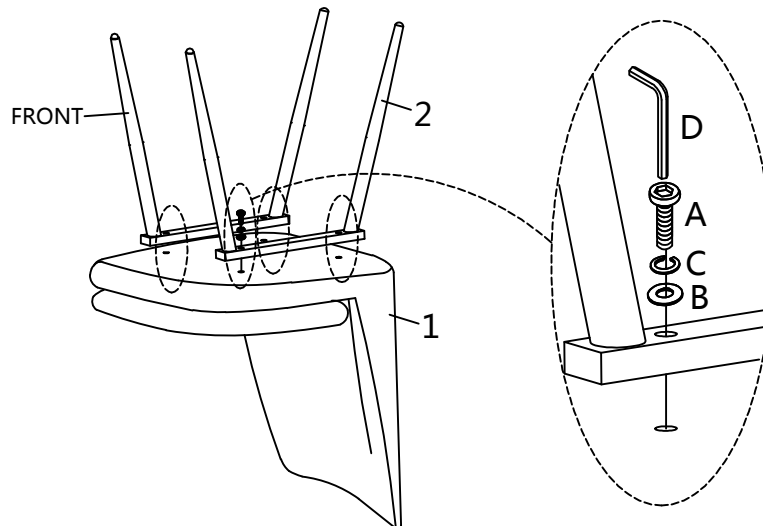
HARDWARE LIST :

NO.	SKETCH	DESCRIPTION	QTY
A		Bolt(5/16"*1-1/4") Boulon	4 PCS
B		Washer(5/16") Rondelle plate	4 PCS
C		Spring washer(5/16") Rondelle frein	4 PCS
D		Allen wrench(5mm)	4 PCS

PARTS LIST :

NO.	SKETCH	DESCRIPTION	QTY
1		Seat Siège	1 PC
2		Leg Pied	2 PCS

Step 1 / Étape 1



Step 2 / Étape 2

