

The BRICK®

VENDOR (FABRICANT) : Lan Yi-6241-CT








ASSEMBLY INSTRUCTIONS (INSTRUCTIONS D ASSEMBLAGE)

Notes:


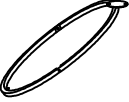

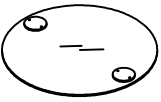
1. Do not tighten bolts until all have been installed. / Attendez avant de serrer complètement toutes les vis.
2. When ready to tighten the bolts, ensure to tighten on a flat and level surface. / Assurez-vous d'être sur une surface plane lorsque vous serrez les vis.

Ⓐ COFFEE TABLE
(TABLE À CAFÉ)

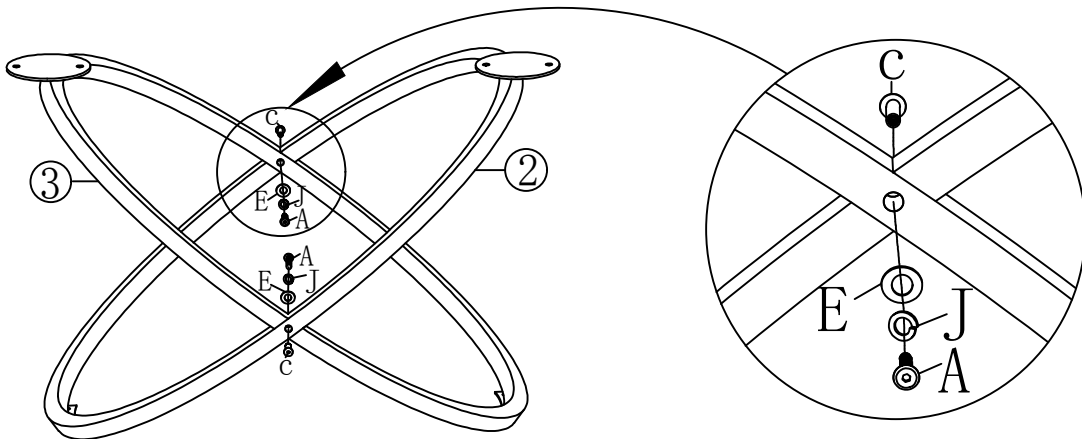
HARDWARE LIST (LISTE DE MATÉRIEL)

NO. (NO.)	SKetch (Schéma)	Description (Description)	Qty (Qté)
A		M6*15mm Bolt (Boulons M6*15mm)	6pcs (6PCES)
B		M6*10mm Bolt (Boulons M6*10mm)	4pcs (4PCES)
C		M6 Barrel Nut (Écrous de canon)	6pcs (6PCES)
D		M4 Allen Key (Clé Allen M4)	2pcs (2PCES)
E		φ 13 Flat Gasket (Joint Plat)	10pcs (10PCES)
F		φ 19*M6 Adjustable Glider (Planeur réglables M6)	4pcs (4PCES)
J		φ 10 Spring Shim (Cale à ressort)	10pcs (10PCES)

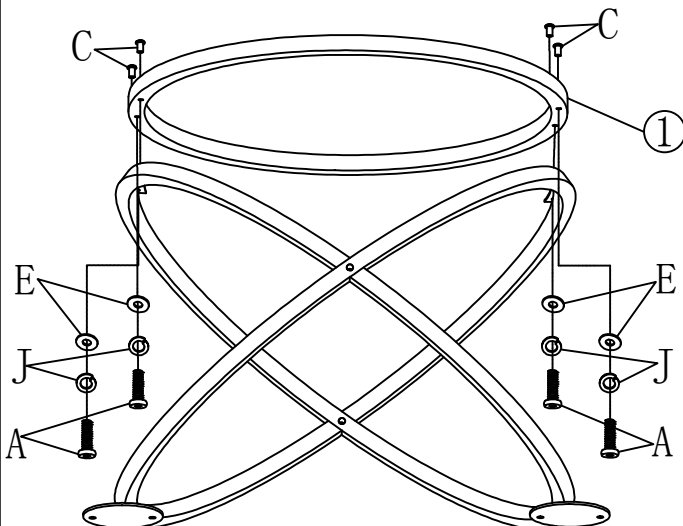
PARTS LIST (LISTE DES PIÈCES)

NO. (NO.)	SKetch (Schéma)	Description (Description)	Qty (Qté)
①		Base (Base)	1pc (1PCE)
②		Leg (Pied)	1pc (1PCE)
③		Leg (Pied)	1pc (1PCE)
④		Glass Top (Dessus en verre)	1pc (1PCE)

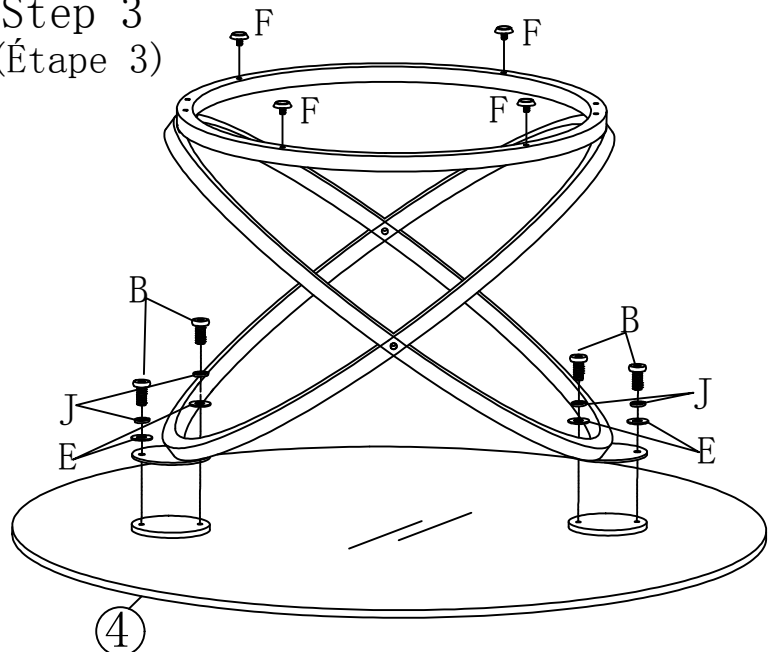
Step 1 (Étape 1)



Step 2 (Étape 2)



Step 3 (Étape 3)














The BRICK®

VENDOR (FABRICANT) : Lan Yi-6241-ET
 ASSEMBLY INSTRUCTIONS (INSTRUCTIONS D ASSEMBLAGE)

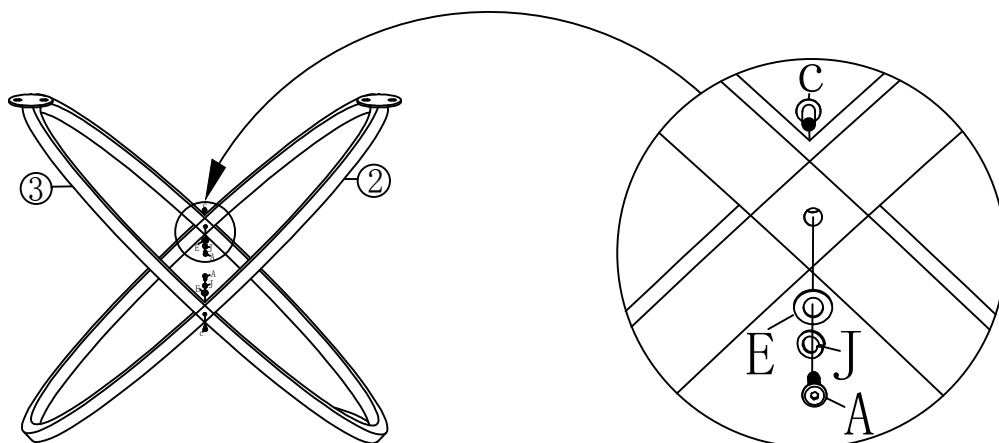
Ⓑ END TABLE
 (TABLE DE BOUT)

Notes:

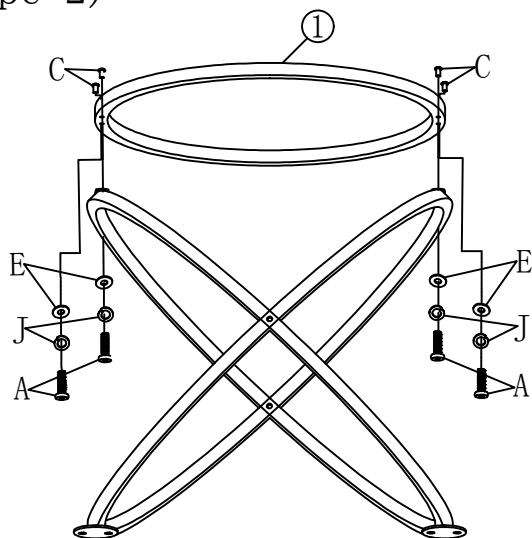
1. Do not tighten bolts until all have been installed. / Attendez avant de serrer complètement toutes les vis.
2. When ready to tighten the bolts, ensure to tighten on a flat and level surface. / Assurez-vous d'être sur une surface plane lorsque vous serrez les vis.

HARDWARE LIST (LISTE DE MATÉRIEL)				PARTS LIST (LISTE DES PIÈCES)			
NO. (NO.)	SKetch (Schéma)	Description (Description)	Qty (Qté)	NO. (NO.)	SKetch (Schéma)	Description (Description)	Qty (Qté)
A		M6*15mm Bolt (Boulons M6*15mm)	6pcs (6PCES)	①		Base (Base)	1pc (1PCE)
B		M6*10mm Bolt (Boulons M6*10mm)	4pcs (4PCES)	②		Leg (Pied)	1pc (1PCE)
C		M6 Barrel Nut (Écrous de canon)	6pcs (6PCES)	③		Leg (Pied)	1pc (1PCE)
D		M4 Allen Key (Clé Allen M4)	2pcs (2PCES)	④		Glass Top (Dessus en verre)	1pc (1PCE)
E		φ 13 Flat Gasket (Joint Plat)	10pcs (10PCES)				
F		φ 19*M6 Adjustable Glider (Planeur réglables M6)	4pcs (4PCES)				
J		φ 10 Spring Shim (Cale à ressort)	10pcs (10PCES)				

Step 1 (Étape 1)



Step 2 (Étape 2)



Step 3 (Étape 3)

