














INTERCON
FURNITURE FOR LIFE

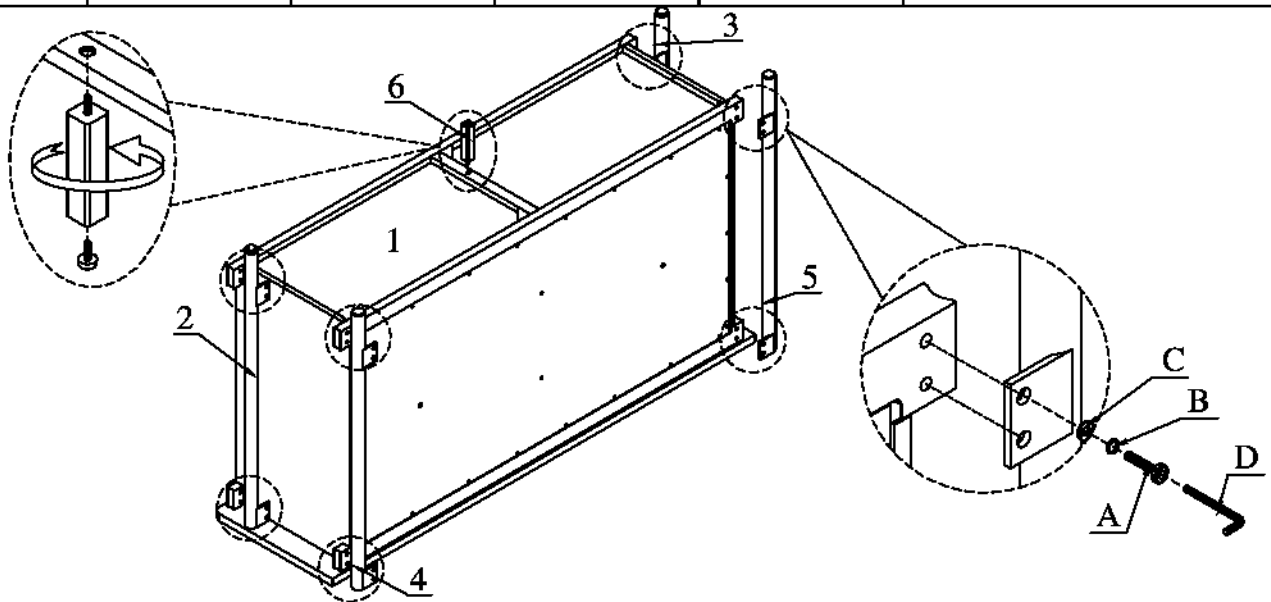
ASSEMBLY INSTRUCTION

DESCRIPTION: DRESSER, 6 DRAWER
ITEM NO: NC-BR-8006-HCK-C



Thank you for purchasing this quality product. Be sure to check all packing material carefully for small parts which may have come loose inside the carton during shipment. Identify and count all parts and compare with the parts list below. Please keep all hardware out of reach of small children.

 DRESSER, 6 DRAWER (X1)	 FRONT IRON LEGS (L) (X1)	 FRONT IRON LEGS (R) (X1)	 BACK IRON LEGS (L) (X1)	 BACK IRON LEGS (R) (X1)	 CENTER LEGS (X1)
 BOLT 1/4" X 1" (X16)	 SPRING WASHER 1/4" (X16)	 PLAT WASHER 1/4" (X16)	 ALLEN KEY M4 (X1)	 FURNITURE TIPPING RESTRAINT (X1)	

STEP 1



STEP 2



Note: Adjust leveler to stabilize

COMPLETE ASSEMBLE

ASSEMBLY TIPS:

1. Remove hardware from box and sort by size.
2. Please check to see that all hardware and parts are present prior start of assembly.
3. Please follow attached instructions in the same sequence as numbered to assure fast and easy assembly.

WARNING!

1. Don't attempt to repair or modify parts that are broken or defective. Please contact the store immediately.
2. This product is for home use only and not intended for commercial establishments.