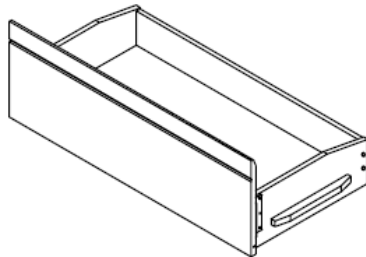


HAVE A QUESTION? GIVE US A CALL. 1-800-363-0219 VOUS AVEZ UNE QUESTION? APPELEZ-NOUS AU 1-800-363-0219

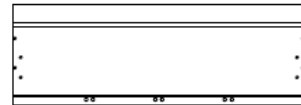
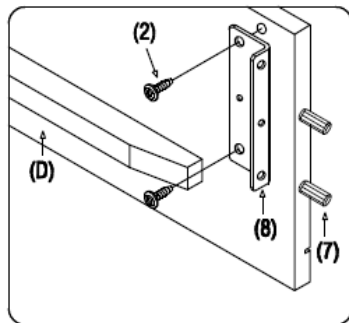
Thank you for purchasing this product from Mazin Furniture. Please take the time to read and follow the instructions below. Check that you have all parts and hardware before assembly. Parts apparently missing are often found in the packing materials. If you do not have all the parts listed, call us and they will be sent to you immediately. Should parts be damaged during transportation, give us a call and we will replace the damaged part as soon as possible.

Merci d'avoir acheté ce produit de Mazin Furniture. Veuillez lire et suivre les instructions ci-dessous. Vérifiez avant le montage que vous avez toutes les pièces et fixations. Les pièces qui semblent manquer se trouvent souvent dans les matériaux d'emballage. Si vous n'avez pas toutes les pièces de la liste, appelez-nous et nous vous les enverrons immédiatement. Si des pièces soient endommagées pendant le transport, appelez-nous et nous remplacerons aussi tôt que possible la pièce endommagée.

Part in Box Pièce dans la boîte



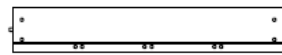
STEP 1 / ETAPE 1



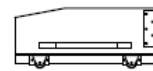
(A) Drawer Front x 2 / Faces avant de tiroir x 2



(B) Bottom Panel x 2 / Fond de tiroir x 2




(C) Back Panel x 2 / Panneau arriere x 2



(D) Side Panel - Left x 2
Panneaux lateral de gauche du tiroir x 2

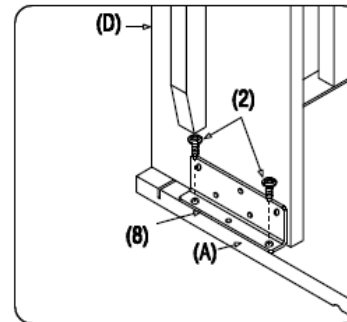
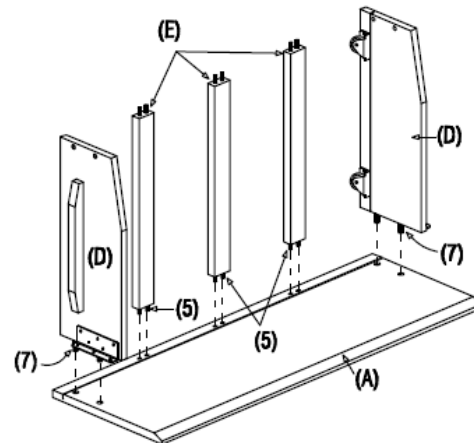


(D) Side Panel - Right x 2
Panneaux lateral de droite du tiroir x 2











(E) Support Rails x 6
Traverses de support x 6

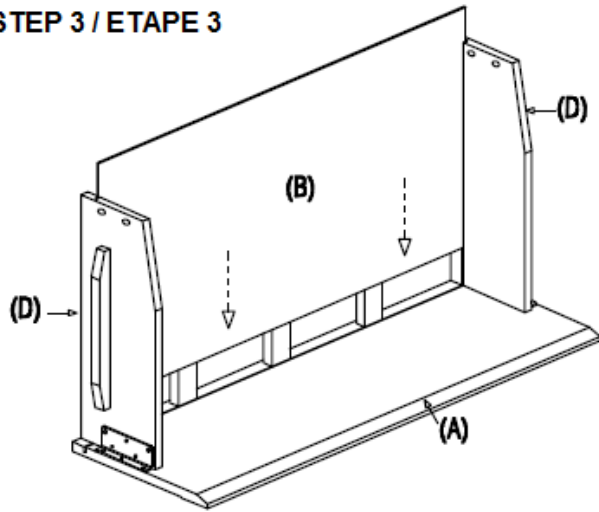
STEP 2 / ETAPE 2



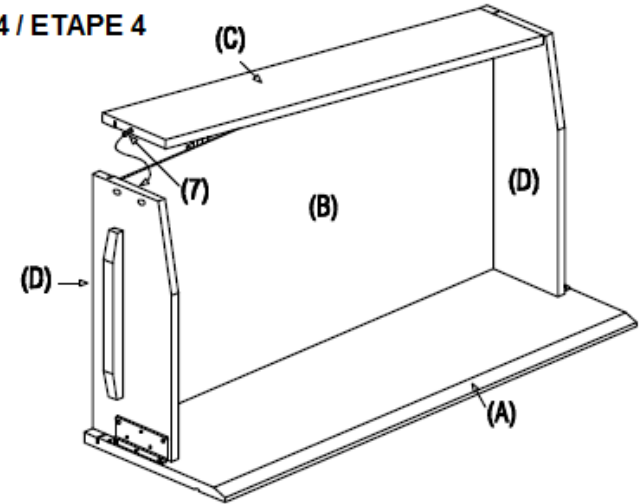
Hardware List / Liste de Quincaillerie

1.	JCBC M6 x 60mm		x 8
2.	JCBC M6 x 15mm		x 16
3.	Barrel Nut Doigts en travers		x 8
4.	CSK M4 x 32mm		x 12
5.	Wood Dowel M8 Goujon en bois M8		x 24
6.	Allen Key Cle Allen		x 1
7.	Wood Dowel M10 Goujon en bois M10		x 12
8.	Metal Bracket Equerre		x 4

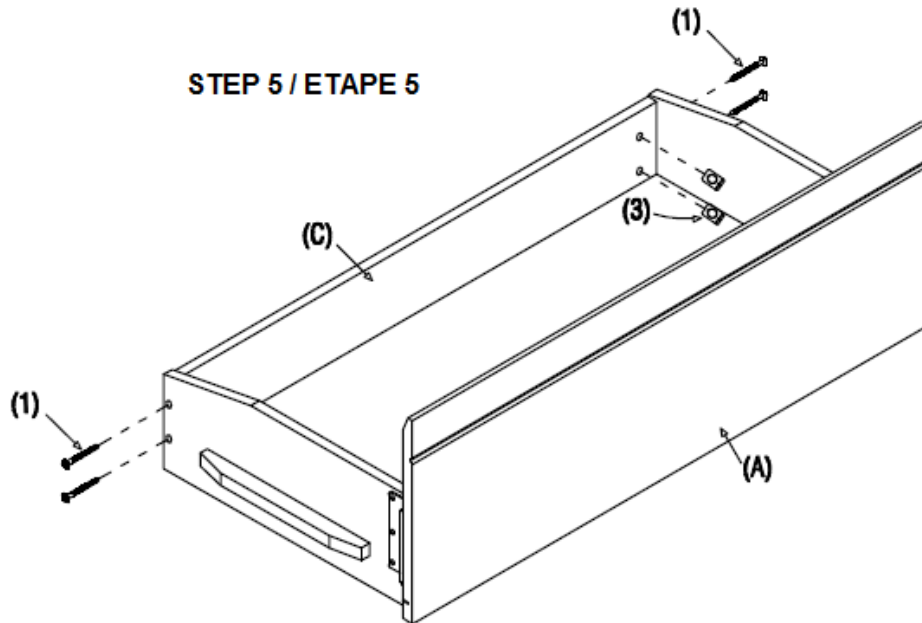
STEP 3 / ETAPE 3



STEP 4 / ETAPE 4



STEP 5 / ETAPE 5



STEP 6 / ETAPE 6

