

ASSEMBLY INSTRUCTIONS

MODEL : DVDR 4/6 UPH HDBD & FTBD + SLAT
HD1619-496 / HD1619-460

DOC. NO : RD-F05-AT
REV. NO : A
REV. DATE : 25.08.2006

REV. : A DATE : 19.03.2021

Component List		
NO.	Descriptions	Qty.
A	Headboard	1
B	Headboard Post	2
C	Footboard	1
D	Side Rails	2
E	Slats	4
F	Slat Support	4

Hardware List		
NO.	Descriptions	Qty.
1	JCBC Screw M6 x 40mm	6
2	Spring Washer M6	6
3	Flat Washer 1/4	6
4	M4 Allen Key	1
5	Screw 1/4 P/H Rattan 8x1	8
6	M5 Allen Key	1
7	JCBC Screw M8 X 25MM	8
8	Flat Washer 5/16"X1MM	8
9	Spring Washer 5/16"	8

ASSEMBLY TIPS:

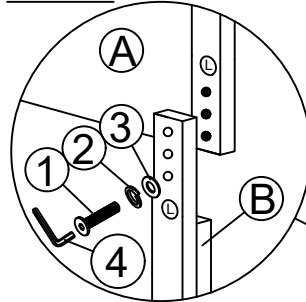
- 1.Remove hardware from box and sort by size.
- 2.Please check to see that all hardware and parts are present prior start of assembly.
- 3.Please follow attached instructions in the same sequence as numbered to assure fast and easy assembly.

Warning!

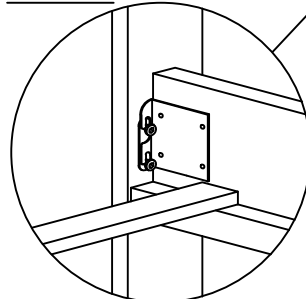
- 1.Don't attempt to repair or modify parts that are broken or defective.Please contact the store immediately.
- 2.This product is for home use only and not intended for commercial establishments.

* Hardware Packed Inside Headboard & Footboard.

STEP 1:

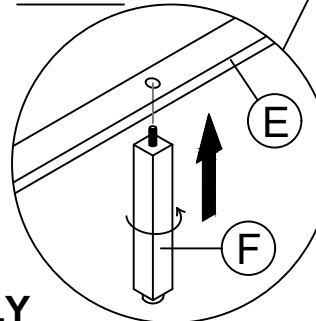


STEP 2:

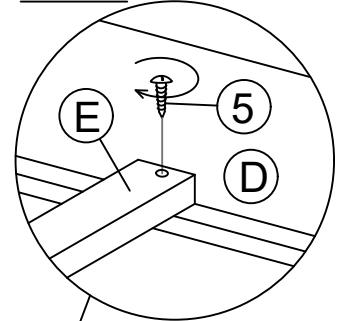


Detail-A

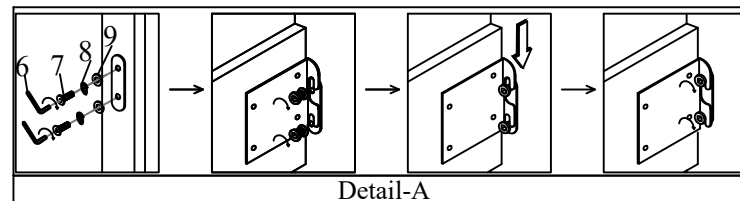
STEP 3:



STEP 4:



COMPLETED ASSEMBLY



Detail-A