

Lesson 13
Day 1

Consonant digraphs **wr**, **kn**, and **ck**

1. Review Your List Words

Look at the list words below and read each word to yourself. Then review each definition.

In these list words you will see that two letters are joined to make the sound of one letter. These are called digraphs. For example, the letters **wr** makes the **r** sound, the letters **kn** make the **n** sound, and the letters **ck** make the **k** sound.

List Words

Definitions

write	<i>write</i>	<ul style="list-style-type: none"> To form words or letters on a surface with a pen or pencil.
wrong	<i>wrong</i>	<ul style="list-style-type: none"> Something that is incorrect.
wreck	<i>wreck</i>	<ul style="list-style-type: none"> An accident that causes damage.
wrench	<i>wrench</i>	<ul style="list-style-type: none"> A device used to tighten or loosen a nut, bolt, or pipe.
know	<i>know</i>	<ul style="list-style-type: none"> To be aware of specific information.
knuckle	<i>knuckle</i>	<ul style="list-style-type: none"> The point where bones forming a finger come together.
knight	<i>knight</i>	<ul style="list-style-type: none"> A noble warrior who served a king or queen.
knife	<i>knife</i>	<ul style="list-style-type: none"> A sharp-edged blade with a handle.
attack	<i>attack</i>	<ul style="list-style-type: none"> A vicious or aggressive assault.
backward	<i>backward</i>	<ul style="list-style-type: none"> To move in a reverse motion.
sicken	<i>sicken</i>	<ul style="list-style-type: none"> To make one ill.
tricky	<i>tricky</i>	<ul style="list-style-type: none"> Something that requires special skill or attention in order to master or complete.

2. Take Your Pretest

Turn to the next page to the Pretest section and your teacher will ask you to write each list word one at a time.

Pretest - Lesson 13:

Correction Area:

1.	_____	_____
	_____	_____
	_____	_____
2.	_____	_____
	_____	_____
	_____	_____
3.	_____	_____
	_____	_____
	_____	_____
4.	_____	_____
	_____	_____
	_____	_____
5.	_____	_____
	_____	_____
	_____	_____
6.	_____	_____
	_____	_____
	_____	_____
7.	_____	_____
	_____	_____
	_____	_____
8.	_____	_____
	_____	_____
	_____	_____
9.	_____	_____
	_____	_____
	_____	_____
10.	_____	_____
	_____	_____
	_____	_____
11.	_____	_____
	_____	_____
	_____	_____
12.	_____	_____
	_____	_____
	_____	_____

Carry-over Words:


Correction Area:

1.	_____	_____
	_____	_____
	_____	_____
2.	_____	_____
	_____	_____
	_____	_____
3.	_____	_____
	_____	_____
	_____	_____
4.	_____	_____
	_____	_____
	_____	_____

Lesson 13
Day 2

write	wrench	knight	backward
wrong	know	knife	sicken
wreck	knuckle	attack	tricky

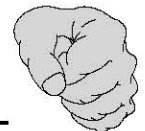
A. Write the list words that have more than one digraph (**wr**, **ck**, or **kn**) in them.



B. Write the list words that have the **ck** digraph in them.

C. Write the list words that have the **wr** digraph in them.

D. Write the list words that have the **kn** digraph in them.




E. Write the definition from Day 1 for the list word **write**.

Lesson 13
Day 3

write	wrench	knight	backward
wrong	know	knife	sicken
wreck	knuckle	attack	tricky

A. Complete the crossword puzzle below.



Across

1. An accident that causes damage.
3. To make one ill.
5. A sharp-edged blade with a handle.
7. An aggressive assault.
8. To be aware of specific information.
9. A device used to tighten or loosen.

Down

1. To form words or letters with a pen or pencil.
2. Something that requires special skill.
4. To move in reverse motion.
6. The point where finger bones come together.
8. A noble warrior.
9. Something that is incorrect.

Lesson 13
Day 4

Date: _____

write	wrench	knight	backward
wrong	know	knife	sicken
wreck	knuckle	attack	tricky

A. Unscramble the following list words.

rwcke

1. _____

ritwe

2. _____

kunclke

3. _____

ackatt

4. _____

irckyt

5. _____

bckaadrw

6. _____

ckisen

7. _____

kinef

8. _____

wrngo

9. _____

kwon

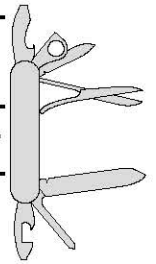
10. _____

wercnh

11. _____

kintgh

12. _____



B. Copy the following sentence. **It was tricky for the knight to attack walking backward.**

Date: _____

Lesson 13 - Day 5, Final Test

Correction Area:

- 1.
- 2.
- 3.
- 4.
- 5.
- 6.
- 7.
- 8.
- 9.
- 10.
- 11.
- 12.
- 1.
- 2.
- 3.
- 4.

Carry-over Words:

Correction Area:

Words with the **schwa** sound

1. Review Your List Words

Look at the list words below and read each word to yourself. Then review each definition.

The **schwa** sound is the **uh** sound made by one or more vowels. The vowels in a word that make the **schwa** sound do not make the usual long or short vowel sounds, but these vowels make the **uh** sound. For example, the vowel **o** in the word **dove** makes a **schwa (uh)** sound. The vowels **ou** in the word **famous** also make the **schwa (uh)** sound.

The **schwa** sound is underlined in the list words below. Some of the words have two **schwa** sounds.

List Words		Definitions
s <u>yr</u> inge	<i>syringe</i>	<ul style="list-style-type: none"> • A device with a needle used to extract or inject fluid into something.
medi <u>u</u> m	<i>medium</i>	<ul style="list-style-type: none"> • Something average or in the middle.
harm <u>o</u> ny	<i>harmony</i>	<ul style="list-style-type: none"> • Playing musical notes together as chords.
bel <u>ie</u> f	<i>belief</i>	<ul style="list-style-type: none"> • Trust or confidence.
pur <u>ch</u> ase	<i>purchase</i>	<ul style="list-style-type: none"> • To buy something.
opt <u>io</u> n	<i>option</i>	<ul style="list-style-type: none"> • To have a choice.
comp <u>as</u> s	<i>compass</i>	<ul style="list-style-type: none"> • A device with a magnetized needle used to indicate direction.
cous <u>in</u>	<i>cousin</i>	<ul style="list-style-type: none"> • A child of one's aunt or uncle.
o <u>ce</u> an	<i>ocean</i>	<ul style="list-style-type: none"> • A large body of salt water that covers much of the earth.
off <u>ic</u> e	<i>office</i>	<ul style="list-style-type: none"> • A place where business is carried out.
gl <u>o</u> ve	<i>glove</i>	<ul style="list-style-type: none"> • A hand covering with separate compartments for each finger.
anim <u>a</u> l	<i>animal</i>	<ul style="list-style-type: none"> • A living being that is not a plant.

2. Take Your Pretest

Turn to the next page to the Pretest section and your teacher will ask you to write each list word one at a time.

Date: _____

Pretest - Lesson 15:

Correction Area:

1.	_____	_____
	_____	_____
	_____	_____
2.	_____	_____
	_____	_____
	_____	_____
3.	_____	_____
	_____	_____
	_____	_____
4.	_____	_____
	_____	_____
	_____	_____
5.	_____	_____
	_____	_____
	_____	_____
6.	_____	_____
	_____	_____
	_____	_____
7.	_____	_____
	_____	_____
	_____	_____
8.	_____	_____
	_____	_____
	_____	_____
9.	_____	_____
	_____	_____
	_____	_____
10.	_____	_____
	_____	_____
	_____	_____
11.	_____	_____
	_____	_____
	_____	_____
12.	_____	_____
	_____	_____
	_____	_____

Carry-over Words:

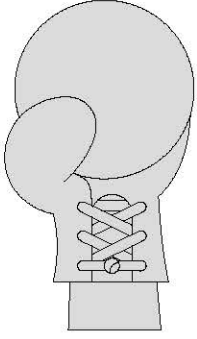

Correction Area:

1.	_____	_____
	_____	_____
	_____	_____
2.	_____	_____
	_____	_____
	_____	_____
3.	_____	_____
	_____	_____
	_____	_____
4.	_____	_____
	_____	_____
	_____	_____

Lesson 15
Day 2

- | | | | |
|---------|----------|---------|--------|
| syringe | belief | cousin | office |
| medium | purchase | compass | glove |
| harmony | option | ocean | animal |

A. Complete the crossword puzzle below.



Across

1. A hand covering with fingers.
3. To have a choice.
6. A living being that is not a plant.
8. A child of one's aunt or uncle.
11. Device used to indicate direction.
12. Something average.

Down

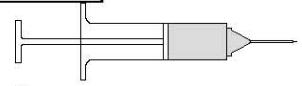
2. Where business is carried out.
4. To buy something.
5. Playing music as chords.
7. A large body of salt water.
9. A device with a needle used to inject.
10. Trust or confidence.

B. Write the definition from Day 1 for the list word **glove**.

Lesson 15
Day 3

syringe	belief	cousin	office
medium	purchase	compass	glove
harmony	option	ocean	animal

A. Write the list words you see in each sentence.



The doctor used a medium sized syringe to give the shot.

1. _____ 2. _____

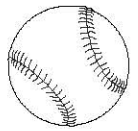
Markus's belief in his cousin was strong.

3. _____ 4. _____

Captain Bob used a compass to navigate the ocean.

5. _____ 6. _____

Randy wanted to purchase a glove to play baseball.



7. _____ 8. _____

David had the option to sing harmony with the group.

9. _____ 10. _____

Sheila was not supposed to bring an animal to the office.

11. _____ 12. _____

B. Copy the following sentence. **My cousin had the option to bring a tame animal to my office.**

Lesson 15
Day 4

syringe	belief	cousin	office
medium	purchase	compass	glove
harmony	option	ocean	animal

A. Underline the **schwa** sound in each list word, then write the list word.

medium

1. _____

cousin (this has two schwa sounds)

2. _____

harmony

3. _____

animal (this has two schwa sounds)

4. _____

syringe

5. _____

ocean

6. _____

believe

7. _____

glove

8. _____

purchase

9. _____

option

10. _____

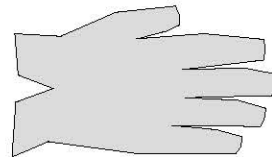
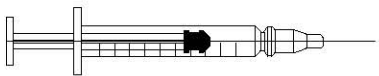
compass (this has two schwa sounds)

11. _____

office

12. _____

B. Match the list word that matches each picture.



1. _____

2. _____

Lesson 15 - Day 5, Final Test

Correction Area:

- 1. _____

- 2. _____

- 3. _____

- 4. _____

- 5. _____

- 6. _____

- 7. _____

- 8. _____

- 9. _____

- 10. _____

- 11. _____

- 12. _____

- _____
- _____
- _____
- _____
- _____
- _____
- _____
- _____
- _____
- _____
- _____
- _____

Carry-over Words:

Correction Area:

- 1. _____

- 2. _____

- 3. _____

- 4. _____

- _____
- _____
- _____
- _____