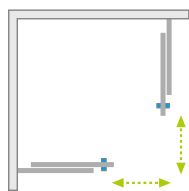


Premium Plus C/D



* 5 mm fixed parts,
6 mm movable parts

Profile finish:



01 Chrome



Premium Plus C + Delos C

PREMIUM PLUS C

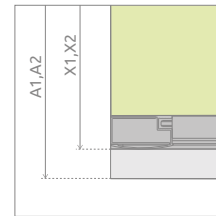
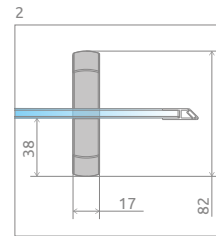
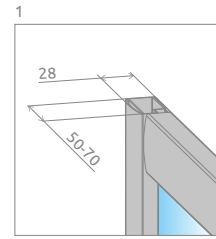
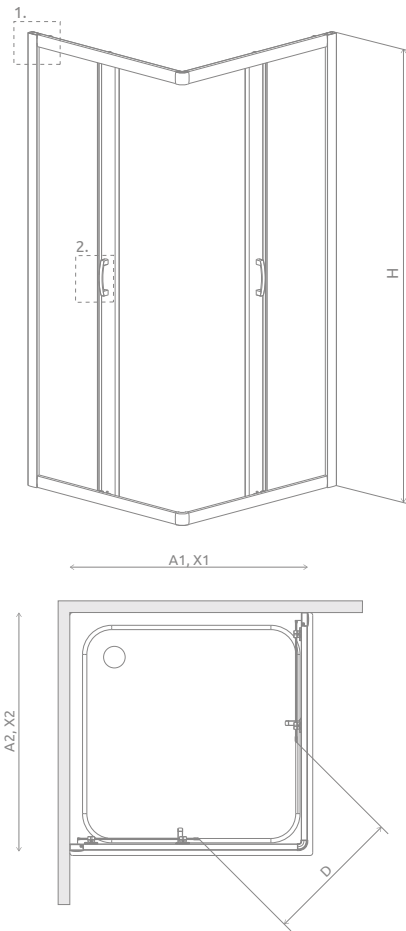
Model	Tray width (A1×A2)	Height (H)	TRANSPARENT GLASS	GLASS FINISH			
			Art. No.	Sateen	Graphite	Fabric	Brown
				Art. No.	Art. No.	Art. No.	Art. No.
C 80×80	800×800	1900	30463-01-01N	30463-01-02N	30463-01-05N	30463-01-06N	30463-01-08N
C 90×90	900×900	1900	30453-01-01N	30453-01-02N	30453-01-05N	30453-01-06N	30453-01-08N
C 100×100	1000×1000	1900	30443-01-01N	–	30443-01-05N	–	30443-01-08N

PREMIUM PLUS D

A universal shower enclosure that can be assembled as a left-hand or right-hand version.

Model	Tray width (A1×A2)	Height (H)	TRANSPARENT GLASS	GLASS FINISH			
			Art. No.	Sateen	Graphite	Fabric	Brown
				Art. No.	Art. No.	Art. No.	Art. No.
D 75×90	750×900	1900	30433-01-01N	–	–	–	–
D 80×90	800×900	1900	30437-01-01N	–	–	–	–
D 90×100	900×1000	1900	30436-01-01N	–	–	–	–
D 100×80	1000×800	1900	30434-01-01N	–	–	–	30434-01-08N
D 120×80	1200×800	1900	30435-01-01N	–	–	–	30435-01-08N

TECHNICAL DRAWINGS



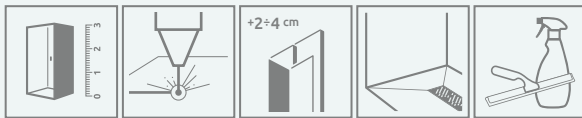
PREMIUM PLUS C

Model	A1	A2	X1	X2	D	H
C 80×80	800	800	785-805	785-805	440	1900
C 90×90	900	900	885-905	885-905	510	1900
C 100×100	1000	1000	985-1005	985-1005	580	1900

PREMIUM PLUS D

Model	A1	A2	X1	X2	D	H
D 75×90	750	900	735-755	885-905	440	1900
D 80×90	800	900	785-805	885-905	475	1900
D 80×100	800	1000	785-805	985-1005	510	1900
D 90×100	900	1000	885-905	985-1005	545	1900
D 120×80	1200	800	1185-1205	785-805	580	1900

ADDITIONAL OPTIONS





MADE TO MEASURE
p. 6

PRINT/ENGRAVING ON GLASS
p. 25/30

EXTENSION PROFILES
p. 22

SHOWER BOARDS
p. 589

ACCESSORIES
p. 587

Extension profiles	Art. No.
 U Profile +2 cm	P01-126190001
 U Profile +4 cm	P01-127190001

NAVIGATION

