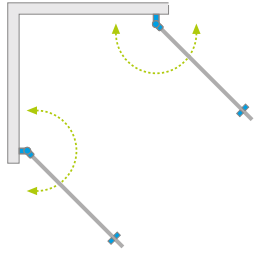


Nes 8 KDD I Nes KDD I

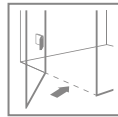
The product in other colour variants can be found on p. 329




Nes 8



Nes



Profile finish:



01 Chrome 54 Black



Nes KDD I + shower board

Shower enclosure set consists of 2 parts: left and right. Please specify both article numbers when making an order.

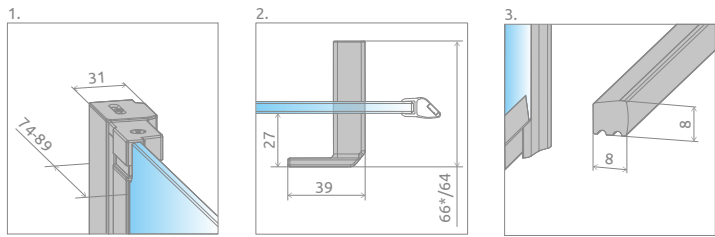
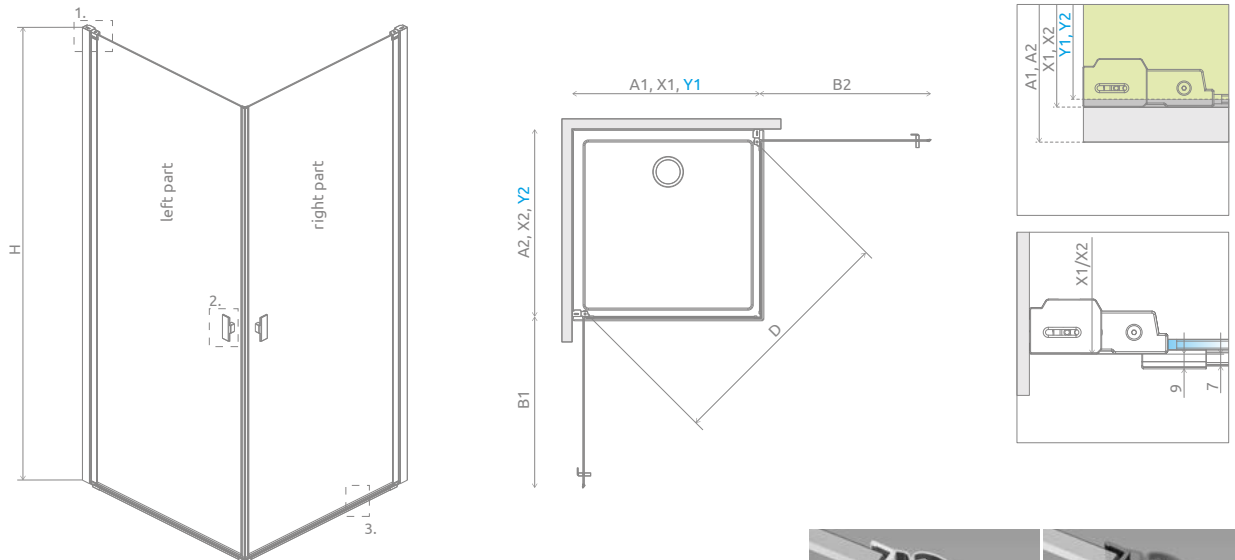
LEFT PART

Model	Nes 8 KDD I transparent glass – 8 mm		Nes KDD I transparent glass – 6 mm	
	profile finish: CHROME Art. No.	profile finish: BLACK Art. No.	profile finish: CHROME Art. No.	profile finish: BLACK Art. No.
KDD I 80 L	10071080-01-01L	10071080-54-01L	10021080-01-01L	10021080-54-01L
KDD I 90 L	10071090-01-01L	10071090-54-01L	10021090-01-01L	10021090-54-01L
KDD I 100 L	10071100-01-01L	10071100-54-01L	10021100-01-01L	10021100-54-01L


RIGHT PART

Model	Nes 8 KDD I transparent glass – 8 mm		Nes KDD I transparent glass – 6 mm	
	profile finish: CHROME Art. No.	profile finish: BLACK Art. No.	profile finish: CHROME Art. No.	profile finish: BLACK Art. No.
KDD I 80 R	10071080-01-01R	10071080-54-01R	10021080-01-01R	10021080-54-01R
KDD I 90 R	10071090-01-01R	10071090-54-01R	10021090-01-01R	10021090-54-01R
KDD I 100 R	10071100-01-01R	10071100-54-01R	10021100-01-01R	10021100-54-01R

TECHNICAL DRAWINGS



* Nes 8



There is a possibility of a paid replacement of transparent gaskets for black gaskets:
 - option no.1 – only magnetic gaskets,
 - option no. 2 – all gaskets (magnetic, vertical and horizontal).
 The selected option must be clearly stated in the order.

Model	A1	A2	X1	X2	Y1	Y2	B1	B2	D	H
KDD I 80Lx80R	800	800	775-790	775-790	770-785	770-785	704	704	970	2000
KDD I 80Lx90R	800	900	775-790	875-890	770-785	870-885	704	804	1043	2000
KDD I 80Lx100R	800	1000	775-790	975-990	770-785	970-985	704	904	1120	2000
KDD I 90Lx80R	900	800	875-890	775-790	870-885	770-785	804	704	1043	2000
KDD I 90Lx90R	900	900	875-890	875-890	870-885	870-885	804	804	1111	2000
KDD I 90Lx100R	900	1000	875-890	975-990	870-885	970-985	804	904	1184	2000
KDD I 100Lx80R	1000	800	975-990	775-790	970-985	770-785	904	704	1120	2000
KDD I 100Lx90R	1000	900	975-990	875-890	970-985	870-885	904	804	1184	2000
KDD I 100Lx100R	1000	1000	975-990	975-990	970-985	970-985	904	904	1253	2000

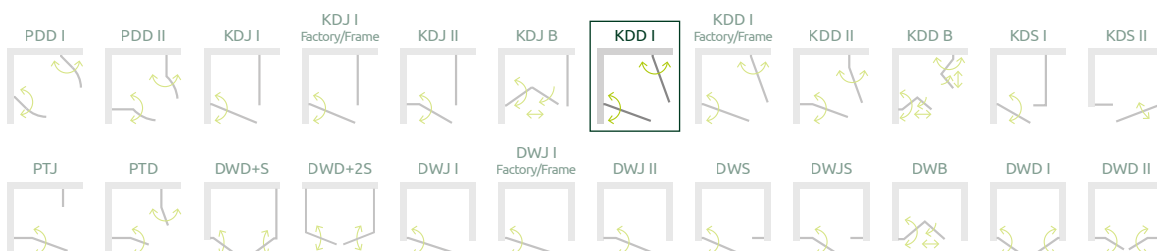
ADDITIONAL OPTIONS

MADE TO MEASURE p. 6	GLASS VARIANTS p. 11	PRINT/ENGRAVING ON GLASS p. 26/30	EXTENSION PROFILES p. 21	HANDLE EXCHANGE OPTION p. 16	MAXIMUM HEIGHT p. 17	REPLACEMENT OF MAGNETIC GASKETS p. 17

Extension profiles	profile finish: CHROME Art. No.	profile finish: BLACK Art. No.
Profile + 2 cm*	P01-276200001	P01-276200054

* possibility of connecting extension profiles

NAVIGATION



Dimensions are given in mm.