



# MINSTER MASSIVE GRES 2.0



multi / rustic / black

59,5×89,5



MINSTER MULTI STRUCTURE 59,5×89,5

PEI 4  
6000



MINSTER RUSTIC STRUCTURE 59,5×89,5

PEI 4  
2100



MINSTER BLACK STRUCTURE 59,5×89,5

PEI 3  
1500




# SHERWOOD MASSIVE GRES 2.0



bianco / naturale / grys

29,5×119,5



PEI 4  
6000

SHERWOOD BIANCO STRUCTURE 29,5×119,5



PEI 4  
6000

SHERWOOD NATURALE STRUCTURE 29,5×119,5



PEI 4  
2100

SHERWOOD GRYS STRUCTURE 29,5×119,5



# WETWOOD MASSIVE GRES 2.0




beige / grey / brown

29,5×119,5



WETWOOD BEIGE STRUCTURE 29,5×119,5

PEI 4  
6000



WETWOOD BROWN STRUCTURE 29,5×119,5

PEI 4  
2100



# WILLOW MASSIVE GRES 2.0




beige / ochra / brown

29,5×119,5



WILLOW BEIGE STRUCTURE 29,5×119,5

PEI 4  
6000



WILLOW OCHRA STRUCTURE 29,5×119,5

PEI 4  
2100







# SILVERBLUE SLATE MASSIVE GRES 2.0



graphite

59,5×59,5



SILVERBLUE SLATE GRAPHITE  
STRUCTURE 59,5×59,5×2





# BURLINGTON MASSIVE GRES 2.0



blue / rust / silver / ivory




BURLINGTON BLUE  
STRUCTURE 59,5×59,5×2



BURLINGTON RUST  
STRUCTURE 59,5×59,5×2




BURLINGTON SILVER  
STRUCTURE 59,5×59,5×2



BURLINGTON IVORY  
STRUCTURE 59,5×59,5×2





# BURLINGTON MASSIVE GRES 2.0

blue / rust / silver / ivory

59,5×59,5

59,5×89,5

59,5×119,5



BURLINGTON BLUE STRUCTURE 59,5×119,5×2

PEI 3  
1500



BURLINGTON RUST STRUCTURE 59,5×119,5×2

PEI 4  
2100



BURLINGTON SILVER  
STRUCTURE 59,5×119,5×2

PEI 4  
6000



BURLINGTON IVORY  
STRUCTURE 59,5×119,5×2

PEI 4  
6000

# BURLINGTON MASSIVE GRES 2.0



blue / rust / silver / ivory

59,5×119,5  
59,5×89,5  
59,5×59,5



BURLINGTON BLUE  
STRUCTURE 59,5×89,5×2

PEI 3  
1500



BURLINGTON RUST  
STRUCTURE 59,5×89,5×2

PEI 4  
2100



BURLINGTON SILVER  
STRUCTURE 59,5×89,5×2

PEI 4  
6000



BURLINGTON IVORY  
STRUCTURE 59,5×89,5×2

PEI 4  
6000





# OPTIMAL MASSIVE GRES 2.0



beige / grys / antracite / graphite

59,5×119,5  
59,5×89,5  
59,5×59,5



OPTIMAL BEIGE  
STRUCTURE 59,5×59,5×2



OPTIMAL GRYS  
STRUCTURE 59,5×59,5×2




OPTIMAL ANTRACITE  
STRUCTURE 59,5×59,5×2



OPTIMAL GRAPHITE  
STRUCTURE 59,5×59,5×2





# OPTIMAL MASSIVE GRES 2.0

beige / grys / antracite / graphite

59,5×119,5

59,5×89,5

59,5×59,5



OPTIMAL BEIGE STRUCTURE 59,5×119,5×2



OPTIMAL GRYS STRUCTURE 59,5×119,5×2



OPTIMAL ANTRACITE STRUCTURE 59,5×119,5×2




OPTIMAL GRAPHITE STRUCTURE 59,5×119,5×2

# OPTIMAL MASSIVE GRES 2.0



beige / grys / antracite / graphite

59,5×119,5  
59,5×89,5  
59,5×59,5



OPTIMAL BEIGE  
STRUCTURE 59,5×89,5×2



OPTIMAL GRYS  
STRUCTURE 59,5×89,5×2



OPTIMAL ANTRACITE  
STRUCTURE 59,5×89,5×2



OPTIMAL GRAPHITE  
STRUCTURE 59,5×89,5×2




# RUSTIC GOLD MASSIVE GRES 2.0



gold

59,5×59,5



RUSTIC GOLD  
STRUCTURE 59,5×59,5×2



faces of the collection



# PATH MASSIVE GRES 2.0



beige / grys / antracite

59,5×59,5



PATH BEIGE  
STRUCTURE 59,5×59,5×2



PATH GRYS  
STRUCTURE 59,5×59,5×2



PATH ANTRACITE  
STRUCTURE 59,5×59,5×2



# GARDEN MASSIVE GRES 2.0



beige / grys / graphite

59,5×59,5




GARDEN BEIGE  
STRUCTURE 59,5×59,5×2

PEI 4  
6000



GARDEN GRYS  
STRUCTURE 59,5×59,5×2

PEI 4  
2100



GARDEN GRAPHITE  
STRUCTURE 59,5×59,5×2

PEI 3  
1500





# TERRACE MASSIVE GRES 2.0



beige / grys / graphite

59,5×59,5



TERRACE BEIGE  
STRUCTURE 59,5×59,5×2

PEI 5  
12000



TERRACE GRYS  
STRUCTURE 59,5×59,5×2

PEI 4  
6000



TERRACE GRAPHITE  
STRUCTURE 59,5×59,5×2

PEI 4  
2100

STRACIA



Przychodnia



# TECHNICAL GRES



ural / virginia / iowa / montana / idaho

30×30



## URAL




URAL GRES SALT-PEPPER MATT  
30×30




URAL STAIR TREADSALT-PEPPER MATT  
30×30

## VIRGINIA




VIRGINIA GRES SALT-PEPPER MATT  
30×30




VIRGINIA STAIR TREAD SALT-PEPPER MATT  
30×30

## IOWA




IOWA GRES SALT-PEPPER MATT  
30×30




IOWA STAIR TREAD SALT-PEPPER  
MATT 30×30

## MONTANA




MONTANA GRES SALT-PEPPER MATT  
30×30



MONTANA GRES SALT-PEPPER klif  
MATT 30×30

## IDAHO



IDAHO GRES SALT-PEPPER MATT  
30×30



IDAHO GRES SALT-PEPPER klif  
MATT 30×30




IDAHO STAIR TREAD SALT-PEPPER  
MATT 30×30



IDAHO SKIRTING BOARD SALT-PEPPER MATT  
8,3×30



IDAHO SKIRTING BOARD SALT-PEPPER MATT  
7,2×30




MONTANA STAIR TREAD SALT-PEPPER  
MATT 30×30



MONTANA SKIRTING BOARD SALT-PEPPER  
MATT 7,2×30



VIRGINIA SKIRTING BOARD SALT-PEPPER  
MATT 7,2×30



# clinker

---

ilario  
viano  
scandiano  
aquarius  
bazalto  
cloud  
natural  
semir  
taurus





ILARIO

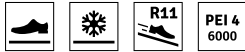


beige / ochra / brown












ILARIO BEIGE  
BASE TILE 30x30




ILARIO BEIGE  
BASE TILE 30x60




ILARIO BEIGE  
STRAIGHT STAIR TREAD 30x30



ILARIO BEIGE  
STRAIGHT STAIR TREAD 30x60




ILARIO BEIGE  
CORNER STAIR TREAD 30x30



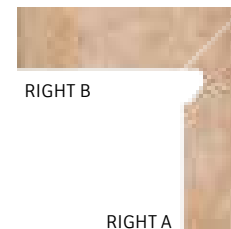
ILARIO BEIGE  
ELEVATION TILE 6,6x24,5



ILARIO BEIGE  
STRAIGHT STAIR TREAD WITH BULLNOSE 30x33



ILARIO BEIGE  
2-ELEMENTS SKIRTING BOARD  
LEFT 8,1x30



ILARIO BEIGE  
2-ELEMENTS SKIRTING BOARD  
RIGHT 8,1x30



ILARIO BEIGE  
CORNER STAIR TREAD WITH BULLNOSE 33x33



ILARIO BEIGE  
SKIRTING BOARD 8,1x30

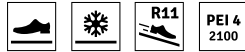


ILARIO BEIGE  
BASE TILE  
RISER  
14,8x30



# ILARIO


beige / ochra / brown




ILARIO OCHRA  
BASE TILE 30x30




ILARIO OCHRA  
BASE TILE 30x60




ILARIO OCHRA  
STRAIGHT STAIR TREAD 30x30



ILARIO OCHRA  
STRAIGHT STAIR TREAD 30x60




ILARIO OCHRA  
CORNER STAIR TREAD 30x30




ILARIO OCHRA  
ELEVATION TILE 6,6x24,5



ILARIO OCHRA  
STRAIGHT STAIR TREAD WITH BULLNOSE 30x33



ILARIO OCHRA  
2-ELEMENTS SKIRTING BOARD  
LEFT 8,1x30



ILARIO OCHRA  
2-ELEMENTS SKIRTING BOARD  
RIGHT 8,1x30



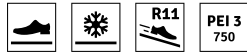
ILARIO OCHRA  
CORNER STAIR TREAD WITH BULLNOSE 33x33



ILARIO OCHRA  
SKIRTING BOARD  
8,1x30



ILARIO OCHRA  
BASE TILE  
RISER  
14,8x30




ILARIO BROWN  
BASE TILE 30x30



ILARIO BROWN  
BASE TILE 30x60



ILARIO BROWN  
STRAIGHT STAIR TREAD 30x30



ILARIO BROWN  
STRAIGHT STAIR TREAD 30x60




ILARIO BROWN  
CORNER STAIR TREAD 30x30




ILARIO BROWN  
ELEVATION TILE 6,6x24,5



ILARIO BROWN  
STRAIGHT STAIR TREAD WITH BULLNOSE 30x33




ILARIO BROWN  
2-ELEMENTS SKIRTING BOARD  
LEFT 8,1x30



ILARIO BROWN  
2-ELEMENTS SKIRTING BOARD  
RIGHT 8,1x30



ILARIO BROWN  
CORNER STAIR TREAD WITH BULLNOSE 33x33



ILARIO BROWN  
SKIRTING BOARD 8,1x30



ILARIO BROWN  
BASE TILE  
RISER  
14,8x30




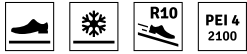
VIANO




beige / grys / antracite







VIANO BEIGE  
BASE TILE 30×30



VIANO BEIGE  
BASE TILE 30×60



VIANO BEIGE  
STRAIGHT STAIR TREAD 30×30



VIANO BEIGE  
STRAIGHT STAIR TREAD 30×60



VIANO BEIGE  
CORNER STAIR TREAD 30×30



VIANO BEIGE  
ELEVATION TILE 6,6×24,5




VIANO BEIGE  
STRAIGHT STAIR TREAD WITH BULLNOSE 30×33



VIANO BEIGE  
CORNER STAIR TREAD WITH BULLNOSE 33×33



VIANO BEIGE  
2-ELEMENTS SKIRTING BOARD  
LEFT 8,1×30



VIANO BEIGE  
2-ELEMENTS SKIRTING BOARD  
RIGHT 8,1×30



VIANO BEIGE SKIRTING BOARD  
8,1×30



VIANO BEIGE  
BASE TILE  
RISER  
14,8×30





# VIANO


beige / grys / antracite



VIANO GRYS  
BASE TILE 30x30



VIANO GRYS  
BASE TILE 30x60




VIANO GRYS  
STRAIGHT STAIR TREAD 30x30



VIANO GRYS  
STRAIGHT STAIR TREAD 30x60



VIANO GRYS  
CORNER STAIR TREAD 30x30




VIANO GRYS  
ELEVATION TILE 6,6x24,5



VIANO GRYS  
STRAIGHT STAIR TREAD WITH BULLNOSE 30x33



VIANO GRYS  
2-ELEMENTS SKIRTING BOARD  
LEFT 8,1x30



VIANO GRYS  
2-ELEMENTS SKIRTING BOARD  
RIGHT 8,1x30



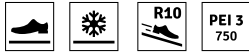
VIANO GRYS  
CORNER STAIR TREAD WITH BULLNOSE 33x33



VIANO GRYS  
SKIRTING BOARD  
8,1x30



VIANO GRYS  
BASE TILE  
RISER  
14,8x30



VIANO ANTRACITE  
BASE TILE 30x30



VIANO ANTRACITE  
BASE TILE 30x60



VIANO ANTRACITE  
STRAIGHT STAIR TREAD 30x30



VIANO ANTRACITE STRAIGHT STAIR TREAD  
30x60



VIANO ANTRACITE  
CORNER STAIR TREAD 30x30




VIANO ANTRACITE  
ELEVATION TILE 6,6x24,5



VIANO ANTRACITE  
STRAIGHT STAIR TREAD WITH BULLNOSE 30x33



VIANO ANTRACITE  
2-ELEMENTS SKIR-  
TING BOARD  
LEFT 8,1x30



VIANO ANTRACITE  
2-ELEMENTS SKIR-  
TING BOARD  
RIGHT 8,1x30



VIANO ANTRACITE  
CORNER STAIR TREAD WITH BULLNOSE 33x33



VIANO ANTRACITE  
SKIRTING BOARD  
8,1x30



VIANO ANTRACITE  
BASE TILE  
RISER  
14,8x30



SCANDIANO



bianco / beige / brown / ochra / rosso / nero


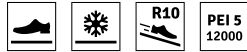





# SCANDIANO




bianco / beige / brown / ochra / rosso / nero



SCANDIANO BEIGE  
BASE TILE 30×30



SCANDIANO BEIGE  
BASE TILE 30×60



SCANDIANO BEIGE  
2-ELEMENTS SKIRTING BOARD  
LEFT 8,1×30

SCANDIANO BEIGE  
2-ELEMENTS SKIRTING BOARD  
RIGHT 8,1×30



SCANDIANO BEIGE  
STRAIGHT STAIR TREAD 30×30



SCANDIANO BEIGE  
STRAIGHT STAIR TREAD 30×60



SCANDIANO BEIGE  
BASE TILE  
RISER  
14,8×30



SCANDIANO BEIGE  
CORNER STAIR TREAD 30×30



SCANDIANO BEIGE  
ELEVATION TILE 6,6×24,5



SCANDIANO BEIGE  
SKIRTING BOARD 8,1×30



arrangement proposal



SCANDIANO Beige  
WINDOWSILL 14,8×30



SCANDIANO BEIGE  
STRAIGHT STAIR TREAD WITH BULLNOSE 30×33



SCANDIANO Beige  
WINDOWSILL 13,5×24,5




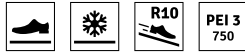
SCANDIANO BEIGE  
CORNER STAIR TREAD WITH BULLNOSE 33×33



# SCANDIANO




bianco / beige / brown / ochra / rosso / nero



SCANDIANO BROWN  
BASE TILE 30×30



SCANDIANO BROWN  
STRAIGHT STAIR TREAD 30×30



SCANDIANO BROWN  
CORNER STAIR TREAD 30×30



SCANDIANO BROWN  
STRAIGHT STAIR TREAD WITH BULLNOSE 30×33



SCANDIANO BROWN  
CORNER STAIR TREAD WITH BULLNOSE 33×33




SCANDIANO BROWN  
BASE TILE 30×60



SCANDIANO BROWN  
STRAIGHT STAIR TREAD 30×60




SCANDIANO BROWN  
ELEVATION TILE 6,6×24,5



arrangement proposal




SCANDIANO BROWN  
2-ELEMENTS SKIRTING BOARD  
LEFT 8,1×30



SCANDIANO BROWN  
2-ELEMENTS SKIRTING BOARD  
RIGHT 8,1×30



SCANDIANO BROWN  
BASE TILE  
RISER  
14,8×30



SCANDIANO BROWN  
SKIRTING BOARD 8,1×30



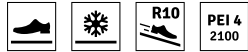
SCANDIANO BROWN  
WINDOWSILL 13,5×24,5





# SCANDIANO


bianco / beige / brown / ochra / rosso / nero



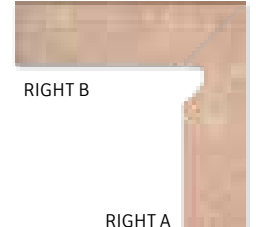
SCANDIANO OCHRA  
BASE TILE 30x30



SCANDIANO OCHRA  
BASE TILE 30x60




LEFT A  
SCANDIANO OCHRA  
2-ELEMENTS SKIRTING  
BOARD LEFT 8,1x30



RIGHT B  
SCANDIANO OCHRA  
2-ELEMENTS SKIRTING  
BOARD RIGHT 8,1x30




SCANDIANO OCHRA  
STRAIGHT STAIR TREAD 30x30



SCANDIANO OCHRA  
STRAIGHT STAIR TREAD 30x60



SCANDIANO OCHRA  
BASE TILE  
RISER  
14,8x30



SCANDIANO OCHRA  
CORNER STAIR TREAD 30x30



SCANDIANO OCHRA  
ELEVATION TILE 6,6x24,5




SCANDIANO OCHRA  
SKIRTING BOARD 8,1x30



arrangement proposal



SCANDIANO OCHRA  
WINDOWSILL 13,5x24,5




SCANDIANO OCHRA  
STRAIGHT STAIR TREAD WITH BULLNOSE 30x33

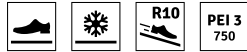


SCANDIANO OCHRA  
CORNER STAIR TREAD WITH BULLNOSE 33x33

# SCANDIANO




bianco / beige / brown / ochra / rosso / nero



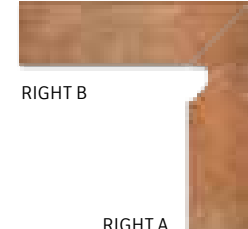
SCANDIANO ROSSO  
BASE TILE 30×30




SCANDIANO ROSSO  
BASE TILE 30×60




LEFT A  
SCANDIANO ROSSO  
2-ELEMENTS SKIRTING BOARD  
LEFT 8,1×30



RIGHT A  
SCANDIANO ROSSO  
2-ELEMENTS SKIRTING BOARD  
RIGHT 8,1×30




SCANDIANO ROSSO  
STRAIGHT STAIR TREAD 30×30




SCANDIANO ROSSO  
STRAIGHT STAIR TREAD 30×60



SCANDIANO ROSSO  
BASE TILE  
RISER  
14,8×30



SCANDIANO ROSSO  
CORNER STAIR TREAD 30×30




SCANDIANO ROSSO  
ELEVATION TILE 6,6×24,5



SCANDIANO ROSSO  
SKIRTING BOARD 8,1×30



SCANDIANO ROSSO  
WINDOWSILL 13,5×24,5



arrangement proposal



SCANDIANO ROSSO  
STRAIGHT STAIR TREAD WITH BULLNOSE 30×33



SCANDIANO ROSSO  
CORNER STAIR TREAD WITH BULLNOSE  
33×33



# SCANDIANO





bianco / beige / brown / ochra / rosso / nero



SCANDIANO BIANCO  
ELEVATION TILE 6,6×24,5



SCANDIANO NERO  
ELEVATION TILE 6,6×24,5




arrangement proposal



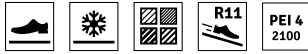
arrangement proposal



# AQUARIUS




beige / brown




AQUARIUS BEIGE  
BASE TILE 30×30




AQUARIUS BEIGE  
STRAIGHT STAIR TREAD WITH BULLNOSE 30×33



AQUARIUS BEIGE  
CORNER STAIR TREAD WITH BULLNOSE 33×33




AQUARIUS BEIGE  
ELEVATION TILE 6,6×24,5



LEFT B

LEFT A

AQUARIUS BEIGE  
2-ELEMENTS SKIRTING  
BOARD LEFT 8,1×30



RIGHT B

RIGHT A

AQUARIUS BEIGE  
2-ELEMENTS SKIRTING  
BOARD RIGHT 8,1×30



AQUARIUS BEIGE  
BASE TILE RISER 14,8×30




AQUARIUS BEIGE  
SKIRTING BOARD 8,1×30




AQUARIUS BEIGE  
WINDOWSILL 13,5×24,5



# AQUARIUS



beige / brown




AQUARIUS BROWN  
BASE TILE 30×30




AQUARIUS BROWN  
STRAIGHT STAIR TREAD WITH BULLNOSE 30×33




AQUARIUS BROWN  
CORNER STAIR TREAD WITH BULLNOSE 33×33



AQUARIUS BROWN  
ELEVATION TILE 6,6×24,5



AQUARIUS BROWN  
2-ELEMENTS SKIRTING  
BOARD LEFT 8,1×30



AQUARIUS BROWN  
2-ELEMENTS SKIRTING  
BOARD RIGHT 8,1×30



AQUARIUS BROWN  
BASE TILE RISER 14,8×30



AQUARIUS BROWN  
SKIRTING BOARD 8,1×30


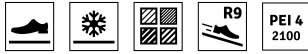


AQUARIUS BROWN  
WINDOWSILL 13,5×24,5







Specialty  
Espresso  
Add-on  
Coffee  
Lattes  
Cappuccino  
Mocha, L.A.  
Hot or C  
Mocha, Tur  
Hot or C  
Americano  
Depp's Ch  
Tea - Hot



BAZALTO GRAPHITE  
BASE TILE A 30×30



BAZALTO GRAPHITE  
STRAIGHT STAIR TREAD 30×30



BAZALTO GRAPHITE  
CORNER STAIR TREAD 30×30




BAZALTO GRAPHITE  
ELEVATION TILE A 8,1×30




BAZALTO GRAPHITE  
STRAIGHT STAIR TREAD WITH BULLNOSE 30×33



BAZALTO GRAPHITE  
CORNER STAIR TREAD WITH BULLNOSE 33×33



BAZALTO GRAPHITE  
2-ELEMENTS SKIRTING  
BOARD LEFT 8,1×30



BAZALTO GRAPHITE  
2-ELEMENTS SKIRTING BOARD  
RIGHT 8,1×30



BAZALTO GRAPHITE  
STAIR TREAD STRUCTURE 14,8×30



BAZALTO GRAPHITE  
SKIRTING BOARD 8,1×30



BAZALTO GRAPHITE  
WINDOWSILL 13,5×24,5



CLOUD




rosa / brown






# CLOUD


rosa / brown



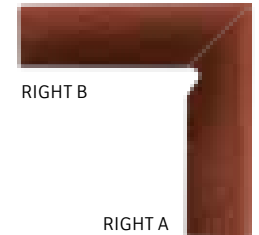
CLOUD ROSA DURO  
BASE TILE STRUCTURE 30×30



CLOUD ROSA DURO  
ELEVATION TILE STRUCTURE 6,6×24,5



CLOUD ROSA DURO  
2-ELEMENTS SKIRTING BOARD  
STRUCTURE LEFT 8×30




CLOUD ROSA DURO  
2-ELEMENTS SKIRTING BOARD  
STRUCTURE RIGHT 8×30



CLOUD ROSA DURO  
STRAIGHT STAIR TREAD STRUCTURE  
30×30



CLOUD ROSA DURO  
STRAIGHT STAIR TREAD WITH BULLNOSE  
STRUCTURE 29,9×33



CLOUD ROSA DURO  
TILE RISER  
STRUCTURE 14,8×30




CLOUD ROSA DURO  
CORNER STAIR TREAD STRUCTURE 30×30




CLOUD ROSA DURO  
CORNER STAIR TREAD STRUCTURE WITH  
BULLNOSE 33×33



CLOUD ROSA DURO  
SKIRTING BOARD STRUCTURE 8,1×30



CLOUD ROSA  
BASE TILE 30×30



CLOUD ROSA  
ELEVATION TILE 6,6×24,5



CLOUD ROSA  
TILE RISER 14,8×30



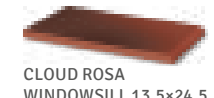
CLOUD ROSA  
STRAIGHT STAIR TREAD  
30×30



CLOUD ROSA  
SKIRTING BOARD 8,1×30




CLOUD ROSA  
CORNER STAIR TREAD  
30×30



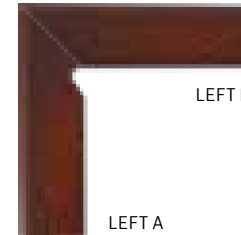
CLOUD ROSA  
WINDOWSILL 13,5×24,5



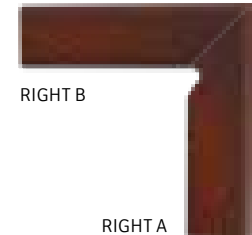
CLOUD BROWN DURO  
BASE TILE STRUCTURE 30×30



CLOUD BROWN DURO  
ELEVATION TILE STRUCTURE 6,6×24,5



CLOUD BROWN DURO  
2-ELEMENTS SKIRTING BOARD  
STRUCTURE LEFT 8,1×30



CLOUD BROWN DURO  
2-ELEMENTS SKIRTING BOARD  
STRUCTURE RIGHT 8,1×30



CLOUD BROWN DURO  
STRAIGHT STAIR TREAD STRUCTURE  
30×30



CLOUD BROWN DURO  
STRAIGHT STAIR TREAD WITH BULLNOSE  
STRUCTURE 29,9×33



CLOUD BROWN DURO  
TILE RISER STRUCTURE  
14,8×30




CLOUD BROWN DURO  
CORNER STAIR TREAD STRUCTURE  
30×30




CLOUD BROWN DURO  
CORNER STAIR TREAD STRUCTURE  
WITH BULLNOSE 33×33




CLOUD BROWN DURO  
SKIRTING BOARD STRUCTURE 8,1×30



CLOUD BROWN  
BASE TILE 30×30



CLOUD BROWN  
ELEVATION TILE 6,6×24,5



CLOUD BROWN  
TILE RISER  
14,8×30



CLOUD BROWN  
STRAIGHT STAIR TREAD 30×30



CLOUD BROWN  
SKIRTING BOARD 8,1×30

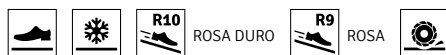


CLOUD BROWN  
CORNER STAIR TREAD 30×30




CLOUD BROWN  
WINDOWSILL 13,5×24,5






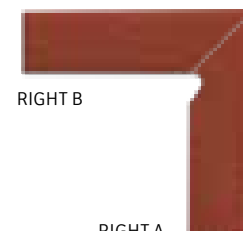
NATURAL ROSA DURO  
BASE TILE STRUCTURE 30x30



NATURAL ROSA DURO  
ELEVATION TILE STRUCTURE 6,6x24,5



NATURAL ROSA DURO  
2-ELEMENTS SKIRTING BOARD  
STRUCTURE LEFT  
8,1x30



NATURAL ROSA DURO  
2-ELEMENTS SKIRTING BOARD  
STRUCTURE RIGHT 8,1x30



NATURAL ROSA DURO  
STRAIGHT STAIR TREAD  
STRUCTURE 30x30



NATURAL ROSA DURO  
STRAIGHT STAIR TREAD WITH  
BULLNOSE STRUCTURE 30x33



NATURAL ROSA DURO  
TILE RISER  
STRUCTURE 14,8x30




NATURAL ROSA DURO  
CORNER STAIR TREAD STRUCTURE  
30x30




NATURAL ROSA DURO  
CORNER STAIR TREAD STRUCTURE  
WITH BULLNOSE 33x33



NATURAL ROSA DURO  
SKIRTING BOARD STRUCTURE 8,1x30



NATURAL ROSA  
BASE TILE 30x30



NATURAL ROSA  
ELEVATION TILE 6,6x24,5



NATURAL ROSA  
TILE RISER 14,8x30



NATURAL ROSA  
STRAIGHT STAIR TREAD 30x30



NATURAL ROSA  
SKIRTING BOARD 8,1x30



NATURAL ROSA  
CORNER STAIR TREAD  
30x30



NATURAL ROSA  
WINDOWSILL 13,5x24,5


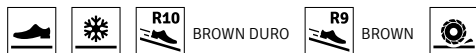





# NATURAL




rosa / brown



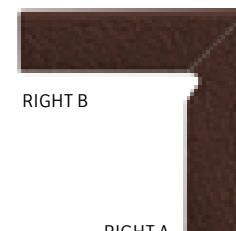
NATURAL BROWN DURO  
BASE TILE STRUCTURE 30×30



NATURAL BROWN DURO  
ELEVATION TILE STRUCTURE 6,6×24,5



LEFT A  
NATURAL BROWN DURO  
2-ELEMENTS SKIRTING BOARD  
STRUCTURE LEFT  
8,1×30



RIGHT A  
NATURAL BROWN DURO  
2-ELEMENTS SKIRTING BOARD  
STRUCTURE RIGHT  
8,1×30



NATURAL BROWN DURO  
STRAIGHT STAIR TREAD  
STRUCTURE 30×30



NATURAL BROWN DURO  
STRAIGHT STAIR TREAD WITH  
BULLNOSE STRUCTURE 30×33



NATURAL BROWN DURO  
TILE RISER STRUCTURE  
14,8×30




NATURAL BROWN DURO COR-  
NER STAIR TREAD STRUCTURE  
30×30




NATURAL BROWN DURO  
CORNER STAIR TREAD STRUC-  
TURE WITH BULLNOSE 33×33



NATURAL BROWN DURO  
SKIRTING BOARD STRUCTURE 8,1×30



NATURAL BROWN  
BASE TILE 30×30



NATURAL BROWN  
ELEVATION TILE 6,6×24,5



NATURAL BROWN  
TILE RISER  
14,8×30



NATURAL BROWN  
STRAIGHT STAIR TREAD 30×30



NATURAL BROWN  
SKIRTING BOARD 8,1×30



NATURAL BROWN  
CORNER STAIR TREAD  
30×30



NATURAL BROWN  
WINDOWSILL 13,5×24,5





SEMIR BEIGE  
BASE TILE STRUCTURE 30×30



SEMIR BEIGE  
STRAIGHT STAIR TREAD  
STRUCTURE 30×30



SEMIR BEIGE  
CORNER STAIR TREAD STRUCTURE  
30×30



SEMIR BEIGE  
STRAIGHT STAIR TREAD WITH  
BULLNOSE STRUCTURE 30×33



SEMIR BEIGE  
CORNER STAIR TREAD  
WITH BULLNOSE STRUCTURE 33×33



SEMIR BEIGE  
ELEVATION TILE STRUCTURE 6,6×24,5



SEMIR BEIGE  
2-ELEMENTS SKIRTING BOARD  
STRUCTURE LEFT  
8,1×30

SEMIR BEIGE  
2-ELEMENTS SKIRTING BOARD  
STRUCTURE RIGHT  
8,1×30




SEMIR BEIGE  
BASE TILE RISER  
STRUCTURE 14,8×30



SEMIR BEIGE  
SKIRTING BOARD STRUCTURE  
8,1×30




SEMIR BEIGE  
WINDOWSILL 13,5×24,5



# SEMIR

beige / brown / rosa / graphite



SEMIR BROWN  
BASE TILE STRUCTURE 30x30



SEMIR BROWN  
STRAIGHT STAIR TREAD  
STRUCTURE 30x30




SEMIR BROWN  
CORNER STAIR TREAD STRUCTURE  
30x30



SEMIR BROWN  
STRAIGHT STAIR TREAD WITH  
BULLNOSE STRUCTURE 30x33



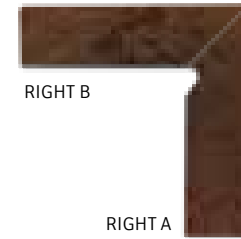
SEMIR BROWN  
CORNER STAIR TREAD  
WITH BULLNOSE STRUCTURE 33x33



SEMIR BROWN  
ELEVATION TILE STRUCTURE 6,6x24,5



SEMIR BROWN  
2-ELEMENTS SKIRTING BOARD  
STRUCTURE LEFT  
8,1x30



SEMIR BROWN  
2-ELEMENTS SKIRTING BOARD  
STRUCTURE RIGHT  
8,1x30



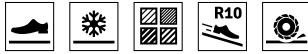
SEMIR BROWN  
BASE TILE RISER  
STRUCTURE 14,8x30



SEMIR BROWN  
SKIRTING BOARD STRUCTURE  
8,1x30



SEMIR BROWN  
WINDOWSILL 13,5x24,5



SEMIR ROSA  
BASE TILE STRUCTURE 30x30



SEMIR ROSA  
STRAIGHT STAIR TREAD  
STRUCTURE 30x30



SEMIR ROSA  
CORNER STAIR TREAD STRUCTURE  
30x30




SEMIR ROSA  
STRAIGHT STAIR TREAD WITH  
BULLNOSE STRUCTURE 30x33



SEMIR ROSA  
CORNER STAIR TREAD  
WITH BULLNOSE STRUCTURE 33x33



SEMIR ROSA  
ELEVATION TILE STRUCTURE 6,6x24,5



SEMIR ROSA  
2-ELEMENTS SKIRTING BOARD  
STRUCTURE LEFT  
8,1x30

SEMIR ROSA  
2-ELEMENTS SKIRTING BOARD  
STRUCTURE RIGHT  
8,1x30



SEMIR ROSA  
BASE TILE RISER  
STRUCTURE 14,8x30



SEMIR ROSA  
SKIRTING BOARD STRUCTURE 8,1x30



SEMIR ROSA  
WINDOWSILL 13,5x24,5






SEMIR GRAPHITE  
BASE TILE STRUCTURE 30x30



SEMIR GRAPHITE  
STRAIGHT STAIR TREAD  
STRUCTURE 30x30



SEMIR GRAPHITE  
CORNER STAIR TREAD STRUCTURE  
30x30



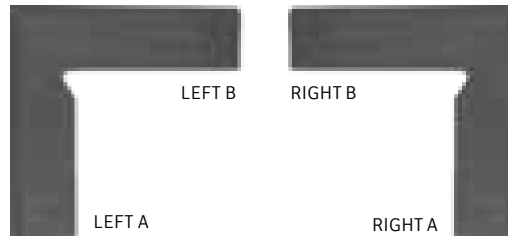
SEMIR GRAPHITE  
STRAIGHT STAIR TREAD WITH  
BULLNOSE STRUCTURE 30x33



SEMIR GRAPHITE  
CORNER STAIR TREAD  
WITH BULLNOSE STRUCTURE 33x33



SEMIR GRAPHITE  
ELEVATION TILE STRUCTURE 6,6x24,5



SEMIR GRAPHITE  
2-ELEMENTS SKIRTING BOARD  
STRUCTURE LEFT  
8,1x30

SEMIR GRAPHITE  
2-ELEMENTS SKIRTING BOARD  
STRUCTURE RIGHT  
8,1x30



SEMIR GRAPHITE  
BASE TILE RISER  
STRUCTURE 14,8x30



SEMIR GRAPHITE  
SKIRTING BOARD STRUCTURE  
8,1x30



SEMIR GRAPHITE  
WINDOWSILL  
13,5x24,5


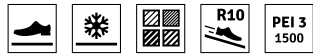




# TAURUS



brown / grys



TAURUS BROWN  
BASE TILE STRUCTURE 30×30



TAURUS BROWN  
STRAIGHT STAIR TREAD  
STRUCTURE 30×30



TAURUS BROWN  
CORNER STAIR TREAD  
STRUCTURE 30×30




TAURUS BROWN  
STRAIGHT STAIR TREAD WITH  
BULLNOSE STRUCTURE 30×33




TAURUS BROWN  
STRAIGHT STAIR TREAD STRUCTURE  
WITH BULLNOSE 33×33



TAURUS BROWN  
ELEVATION TILE STRUCTURE 6,6×24,5



TAURUS BROWN  
2-ELEMENTS SKIRTING BOARD  
STRUCTURE LEFT  
8,1×30



TAURUS BROWN  
2-ELEMENTS SKIRTING BOARD  
STRUCTURE RIGHT  
8,1×30




TAURUS BROWN  
BASE TILE RISER  
STRUCTURE 14,8×30



TAURUS BROWN  
SKIRTING BOARD STRUC-  
TURE 8,1×30



TAURUS BROWN  
WINDOWSILL 13,5×24,5



TAURUS GRYS  
BASE TILE STRUCTURE 30×30



TAURUS GRYS  
STRAIGHT STAIR TREAD  
STRUCTURE 30×30




TAURUS GRYS  
CORNER STAIR TREAD  
STRUCTURE 30×30



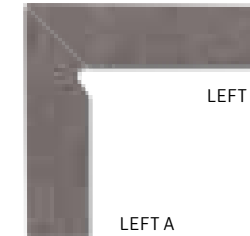
TAURUS GRYS  
STRAIGHT STAIR TREAD WITH  
BULLNOSE STRUCTURE 30×33



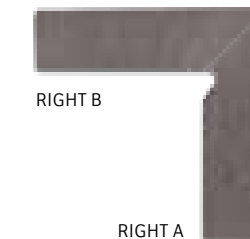
TAURUS GRYS  
STRAIGHT STAIR TREAD STRUCTURE  
WITH BULLNOSE 33×33




TAURUS GRYS  
ELEVATION TILE STRUCTURE 6,6×24,5



TAURUS GRYS  
2-ELEMENTS SKIRTING BOARD  
STRUCTURE LEFT  
8,1×30



TAURUS GRYS  
2-ELEMENTS SKIRTING  
BOARD  
STRUCTURE RIGHT  
8,1×30




TAURUS GRYS  
BASE TILE RISER  
STRUCTURE 14,8×30



TAURUS GRYS  
SKIRTING BOARD STRUCTURE  
8,1×30



TAURUS GRYS  
WINDOWSILL 13,5×24,5



**PARADYZ**  
**classica**

---

redo  
diamante  
orione  
proteo  
rufus  
sextans  
lightmood  
naturalmood  
wood basic  
technical gres







# REDO


beige / brown



30×30



REDO BEIGE MATT 30×30




REDO BROWN MATT 30×30

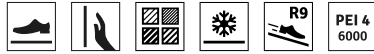


# DIAMANTE

colour mix



40×40



DIAMANTE COLOUR MIX A 40×40



DIAMANTE COLOUR MIX B 40×40



DIAMANTE COLOUR MIX C 40×40





# ORIONE

beige / grys / graphite



40×40




**PEI 4**  
6000


BEIGE  
GRYS

**PEI 4**  
2100


GRAPHITE



ORIONE BEIGE MATT 40×40



ORIONE GRYS MATT 40×40




ORIONE GRAPHITE MATT 40×40



# PROTEO


bianco / beige / grys



40×40



PROTEO BIANCO SKIRTING BOARD MATT 7,2×40



PROTEO BIANCO MATT 40×40



PROTEO BEIGE SKIRTING BOARD MATT 7,2×40



PROTEO BEIGE MATT 40×40



PROTEO GRYS SKIRTING BOARD MATT 7,2×40



PROTEO GRYS MATT 40×40



# RUFUS


beige / ochra / brown




40×40



RUFUS BEIGE MATT 40×40



RUFUS OCHRA MATT 40×40



RUFUS BROWN MATT 40×40



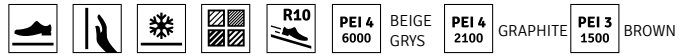


# SEXTANS




beige / brown / grys / graphite

40×40




SEXTANS GRYS SKIRTING BOARD MATT  
7,2×40



SEXTANS GRYS MATT 40×40



SEXTANS GRAPHITE SKIRTING BOARD MATT  
7,2×40



SEXTANS GRAPHITE MATT 40×40




SEXTANS BEIGE SKIRTING BOARD MATT  
7,2×40



SEXTANS BEIGE MATT 40×40



SEXTANS BROWN SKIRTING BOARD MATT  
7,2×40



SEXTANS BROWN MATT 40×40






# LIGHTMOOD




vanilla / honey

20×60




LIGHTMOOD VANILLA STRUCTURE 20×60

arrangement proposal



LIGHTMOOD HONEY STRUCTURE 20×60

arrangement proposal





# NATURALMOOD



grey / grigio

20×60




NATURALMOOD GREY STRUCTURE 20×60

arrangement proposal



NATURALMOOD GRIGIO STRUCTURE 20×60

arrangement proposal





# WOOD BASIC

bianco / beige / brown / naturale



20×60



BIANCO



BEIGE



NATURALE



BROWN



WOOD BASIC BIANCO SKIRTING BOARD 6,5×60



WOOD BASIC BEIGE SKIRTING BOARD 6,5×60



WOOD BASIC BIANCO 20×60



WOOD BASIC BEIGE 20×60



WOOD BASIC NATURALE SKIRTING BOARD 6,5×60




WOOD BASIC BROWN SKIRTING BOARD 6,5×60



WOOD BASIC NATURALE 20×60




WOOD BASIC BROWN 20×60




**additional information**


---







# CERAMIKA PARADYŻ CERTIFICATES



# CERAMIKA PARADYŻ CERTIFICATES





# LAYING TILES

## 1. Activities before starting the work

The work must be started with accurate checking the tiles and marking the quality of the ceramic Material. In the case of the tiles laid on one surface, the tint designation should be homogeneous. It is necessary to lay the elements of the collection on a given surface only from one batch. It will eliminate possible slight differences in the colouring of the neighbouring tiles.

## 2. Preparation of the subfloor

The next very important step is to prepare the subfloor, which needs to be accurately cleaned. It is necessary to check the floor level, its load bearing capacity and dampness.

The next stage is the surface priming in order to unify the absorbance through the application of the relevant preparations. If there are any irregularities on the surface on which we intend to lay the tiles, we can eliminate them by means of the self-levelling mix. However, when the irregularities are felt very strongly and there are significant level differences, the whole uneven floor is worth demolishing.

## 3. Laying tiles

The tiling process must be started from planning the dry floor tiling and establishing the axis according to which the floor will be tiled. There are no tiles which are ideally straight. Most ceramic tiles have in accordance with the norm requirements curvatures. This may be particularly visible in such long and narrow products. In order to eliminate the possible deflections which may be produced during the process of gluing the tiles, we lay them with a maximum shift to 1/3 of the length of the neighbouring tile. We advise you against laying this type of products with a shift by 1/2 of the length. This will allow a similar effect as in the case of planks or panels to be achieved, and at the same time, smooth and level floor surface will be ensured. After the tiles are arranged, we collect the tiles and lay them in stages with distance crosses on the uniformly spread joint mortar. The layer of mortar should be about 5 mm thick. In order to obtain it, a 10 or 12 mm comb will be needed. For the glazed porcelain tiles, we recommend glues of the C2 grade. It is best to leave the performance of additional cuts of the tiles as well as their layment for the next day. After the joint mortar hardens, we remove the distance crosses and clean the surface from dust with a wet sponge. The joints may also be cleaned by means of a vacuum cleaner.


## 4. Tile grouting

For large-format tiles, apply the appropriate size of grouts. In the case of the glazed porcelain tiles collection, the joints should have the width of over 2 mm. Before grouting is started, it is worth carrying out a test at an inconspicuous place. This will allow us to determine the time needed for setting the joint mortar. If we are anxious to avoid dirt and dust, we can apply the epoxy grout, which is more resistant to them. The compound prepared in this way must be applied by means of a trowel with a sponge. The tiles are grouted in batches on an area that is not larger than 3-4 m<sup>2</sup>. At the contact of the horizontal and vertical surfaces, the joint should be silicon. The grouted floor is cleaned in 2-3 stages. After the initial setting of the grouts, we clean them with a wet sponge obliquely to their direction. In order to get the right effect of the ceramic surface appearance, grouting must be done according to the instruction.



While applying the tiling principles described above, collection guarantees the excellent effect of uniformly "timber" floor maintaining at the same time the high quality of stoneware tiles.



1.




2.



3.



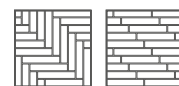

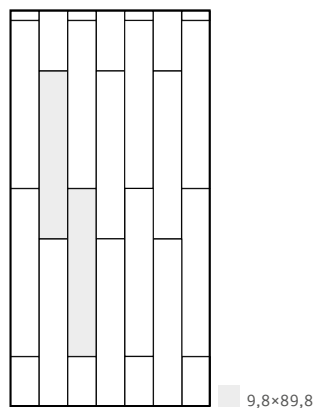
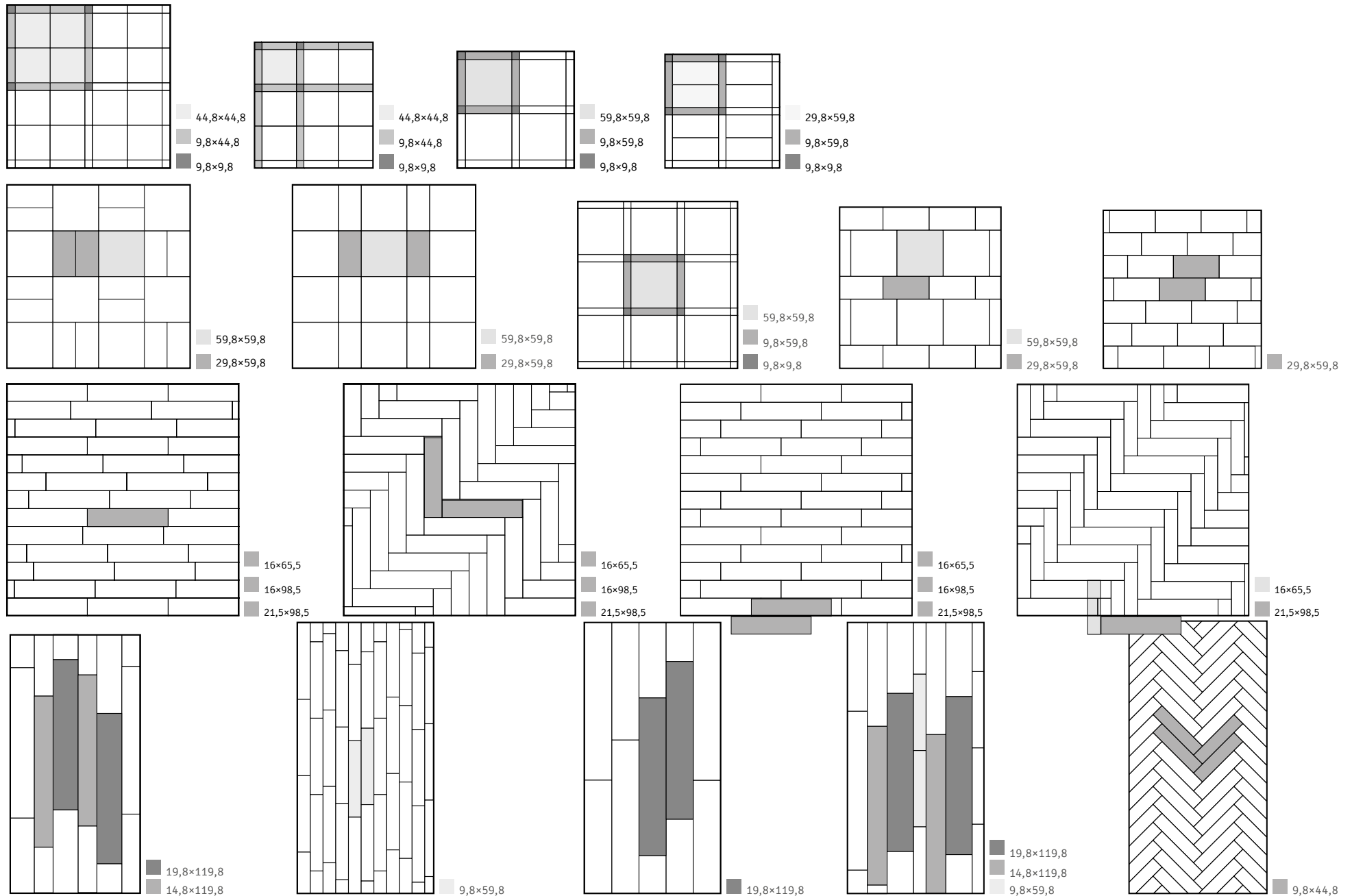
4.



# SCHEMES OF LAYING FLOOR TILES

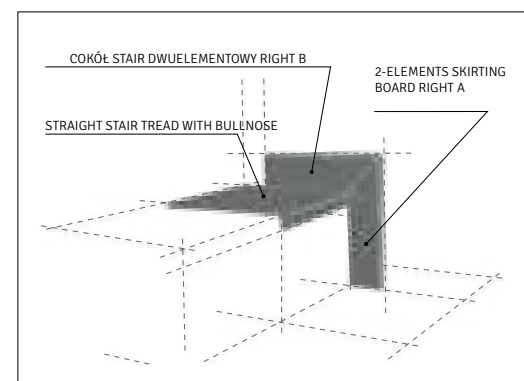


## Examples of modular connection of formats from the collection:



It is recommended to lay tiles off-set of one element against the other by no more than 1/3 of the tile length.

## assembly scheme of 2-elements skirting boards





# COLLECTIONS TONALITY

tonality based on exemplary collections and formats



Each tile in a pattern is unique and may show slight differences in tone.



RINO GRYS SEMI-POLISHED 59,8×59,8

# COLLECTIONS TONALITY


tonality based on exemplary collections and formats



Each tile in a pattern is unique and may show slight differences in tone.



VIANO ANTRACITE BASE TILE 30×60



ARKESIA MOCCA MATT / GLOSSY STRUCTURE 29,8×59,8



# TECHNOLOGICAL CHARTS

Tiles are produced in compliance with EN 14411 norm, however stair treads production of special ceramic products is based on compliance with internal Ceramika Paradyż Sp. z o.o. norm. Special ceramic products are: skirting boards, cut out inserts, cigars, londons, raccordos, cut out strips glue on mesh, step treads, mosaics. Dry pressed ceramic tiles and special ceramic products with low water absorption level  $E_b \leq 0,5\%$  – Group BI<sub>a</sub>.

Requirements for dry-pressed ceramic tiles, with low water absorbance, BI <sub>a</sub> Group ( $E_b \leq 0.5\%$ ) UGL and GL					
Properties	Requirements for the nominal size N			Research method	
	7 cm ≤ N < 15 cm (mm)	(%)	N ≥ 15 cm (mm)		
<b>SURFACE MEASUREMENTS AND QUALITY</b>					
<b>Length and width</b>					
Acceptable deviation of the average measurement of each tile (2 or 4 sides) from the working measurement (W).	± 0,9 mm	± 0,6 %	± 2,0 mm	<b>EN ISO 10545-2</b>	
<b>Thickness</b>					
a) Thickness should be determined	Declared thickness				
b) Acceptable deviation of the average thickness of each tile from the thickness of the working measurement	± 0,5 mm	± 5 %	± 0,5 mm		
<b>Side curvature; visible surfaces</b>					
Acceptable deviation from a straight line, in reference to the relevant working measurements.	± 0,75 mm	± 0,5 %	± 1,5 mm		
<b>Rectangularity</b>					
Maximum acceptable deviation from the right angle, in reference to the relevant working measurements.	± 0,75 mm	± 0,5 %	± 2,0 mm		
<b>Surface flatness</b>					
Maximum acceptable deviation from flatness:					
a) Curvature of the middle, in reference to the diagonal calculated on the basis of the working measurements;	± 0,75 mm	± 0,5 %	± 2,0 mm		
b) Curvature of the sides, in reference to the relevant working measurements;	± 0,75 mm	± 0,5 %	± 2,0 mm		
c) Distortion in reference to the diagonal calculated on the basis of the working measurements.	± 0,75 mm	± 0,5 %	± 2,0 mm		
<b>Surface quality</b>	At least 95 % of tiles should not have visible defects that would cause visible deterioration of tiles' appearance on the considerable part of the surface.				
<b>PHYSICAL PROPERTIES</b>					
<b>Water absorbance</b> ( in % of mass)	$E_b \leq 0.5\%$ For a single tile maximum 0.6 %			<b>EN ISO 10545-3</b>	
<b>Breaking force for:</b>					
a) Thickness ≥ 7.5 mm	No less than 1300 N			<b>EN ISO 10545-4</b>	
b) Thickness < 7.5 mm	No less than 700 N				
<b>Resistance to bending</b>	Minimum 35 N/mm <sup>2</sup> For a single tile minimum 32 N/mm <sup>2</sup>				
<b>Anti-slip properties [R]</b>	Research method used			<b>CEN/TS 16165</b>	
<b>Frost resistance</b>	Frost resistant			<b>EN ISO 10545-12</b>	
<b>Thermal shock resistance</b>	Research method used			<b>EN ISO 10545-9</b>	
<b>Resistance to deep abrasion of non-glazed tiles: volume of old MATTerial</b>	Maximum 175 mm <sup>3</sup>			<b>EN ISO 10545-6</b>	
<b>Resistance to surface abrasion of glazed floor tiles</b>	Non-abrasion category and number of spins			<b>EN ISO 10545-7</b>	
<b>Resistance to stains for:</b>					
a) Glazed tiles	Minimum Category 3			<b>EN ISO 10545-14</b>	
b) Non-glazed tiles	Research method used				
<b>Resistance to household chemical substances and salts used in swimming pools</b>	Minimum Category B			<b>EN ISO 10545-13</b>	



Tiles are produced in compliance with EN 14411 norm, however stair treads production of special ceramic products is based on compliance with internal Ceramika Paradyż Sp. z o.o. norm. Special ceramic products are: skirting boards, cut out inserts, cigars, londons, raccordos, cut out strips glue on mesh, step treads, mosaics. Dry pressed ceramic tiles and special ceramic products with low water absorption level  $E_w \leq 0,5\%$  – Group BI<sub>a</sub>.

Requirements for dry-pressed ceramic tiles, with low water absorbance, BI <sub>a</sub> Group (0.5 % < E <sub>w</sub> ≤ 3.0%) UGL and GL				
Properties	Requirements for the nominal size N			Research method
	7 cm ≤ N < 15 cm (mm)	(%)	N ≥ 15 cm (mm)	
<b>SURFACE MEASUREMENTS AND QUALITY</b>				
<b>Length and width</b>				<b>EN ISO 10545-2</b>
Acceptable deviation of the average measurement of each tile (2 or 4 sides) from the working measurement (W).	± 0,9 mm	± 0,6 %	± 2,0 mm	
<b>Thickness</b>	Declared thickness			
a) Thickness should be determined				
b) Acceptable deviation of the average thickness of each tile from the thickness of the working measurement	± 0,5 mm	± 5 %	± 0,5 mm	
<b>Side curvature; visible surfaces</b>				
Acceptable deviation from a straight line, in reference to the relevant working measurements.	± 0,75 mm	± 0,5 %	± 1,5 mm	
<b>Rectangularity</b>				
Maximum acceptable deviation from the right angle, in reference to the relevant working measurements.	± 0,75 mm	± 0,5 %	± 2,0 mm	
<b>Surface flatness</b>				
Maximum acceptable deviation from flatness:				
a) Curvature of the middle, in reference to the diagonal calculated on the basis of the working measurements;	± 0,75 mm	± 0,5 %	± 2,0 mm	
b) Curvature of the sides, in reference to the relevant working measurements;	± 0,75 mm	± 0,5 %	± 2,0 mm	
c) Distortion in reference to the diagonal calculated on the basis of the working measurements.	± 0,75 mm	± 0,5 %	± 2,0 mm	
<b>Surface quality</b>	At least 95 % of tiles should not have visible defects that would cause visible deterioration of tiles' appearance on the considerable part of the surface.			
<b>PHYSICAL PROPERTIES</b>				
<b>Water absorbance</b> ( in % of mass)	0.5 % < E <sub>w</sub> ≤ 3% For a single tile maximum 3.3%			<b>EN ISO 10545-3</b>
<b>Breaking force for:</b>				<b>EN ISO 10545-4</b>
a) Thickness ≥ 7.5 mm	No less than 1100 N			
b) Thickness < 7.5 mm	No less than 700 N			
<b>Resistance to bending</b>	Minimum 30 N/mm <sup>2</sup> For a single tile minimum 27 N/mm <sup>2</sup>			
<b>Anti-slip properties [R]</b>	Declared value			<b>CEN/TS 16165</b>
<b>Frost resistance</b>	Frost resistant			<b>EN ISO 10545-12</b>
<b>Thermal shock resistance</b>	Research method used			<b>EN ISO 10545-9</b>
<b>Resistance to deep abrasion of non-glazed tiles: volume of old MATterial</b>	Maximum 175 mm <sup>3</sup>			<b>EN ISO 10545-6</b>
<b>Resistance to surface abrasion of glazed floor tiles</b>	Non-abrasion category and number of spins			<b>EN ISO 10545-7</b>
<b>Resistance to stains for:</b>				
a) Glazed tiles	Minimum Category 3			<b>EN ISO 10545-14</b>
b) Non-glazed tiles	Declared value			
Resistance to household chemical substances and salts used in swimming pools	Minimum Category B			<b>EN ISO 10545-13</b>





# FINISHED PRODUCT PACKAGING

collection elements	size [cm]	u.m.	thickness [mm]	quantity in a measure unit	weight of packaging [kg]	number of m <sup>2</sup> /pcs on pallet	net weight of pallet [kg]
SKIRTING BOARD	7,2×59,8	szt	10	10	9,5	720	709
MOSAIC	29,8×29,8	szt	9	8	13,8	288	521,8
	30,9×30,9	szt	6	12	15,6	432	586,6
GRES TILE	19,8×17,1	m2	6	0,82	13,7	61,5	1052,1
	19,8×17,1		7,5	0,82	13,7	61,5	1052,1
	19,8×19,8	m2	6	0,86	17,6	51,6	1082,8
	19,8×19,8		9	0,86	17,6	51,6	1082,8
	29,8×59,8	m2	10	1,07	22,5	51,36	1103,6
	29,8×59,8		9	1,07	22,5	51,36	1103,6
	44,8×89,8	m2	10	1,21	28,3	21,78	534,7
	59,8×119,8	m2	10	0,72	16,7	30,24	726,6
	59,8×119,8				16,8	30,24	732,6
	59,8×59,8	m2	10	1,07	22,5	42,8	923,8
	59,8×59,8		9	1,07	22,5	42,8	923,8
	59,8×59,8			1,074	22	42,96	905,7
CUT STAIR TREAD	29,8×119,8	szt	10	2	16,1	60	509,2
	29,8×119,8				16,6	60	521,8
	29,8×119,8				16,8	60	529
	29,8×119,8		11	2	16,8	60	529
	29,8×59,8	szt	10	4	14,8	208	796,7
	29,8×59,8				17,2	208	919,4
	29,8×59,8		9	4	14,8	208	796,7
	29,8×59,8			5	18,6	260	989,6
STAIR TREAD PRESSED	29,8×59,8	m2	9	1,07	22,1	51,36	1088,2
SKIRTING BOARD	7,2×29,8	szt	10	24	10	1920	823,9
	7,2×29,8				10,1	1920	831,4
	7,2×29,8				11,8	1920	969,6
	7,2×29,8					2112	1064,1
	7,2×29,8		11	24	10	1920	823,9
	7,2×59,8	szt	10	10	9,3	720	694,6
	7,2×59,8				9,6	720	716,2
	7,2×59,8				10,3	720	766,6
	7,2×59,8		11	10	10,3	720	766,6
	7,2×59,8		9	11	10,6	792	785,3
MOSAIC	20,4×23,8	szt	9	8	7,8	288	307,2
	25,3×29,2	szt	9	7	7,8	252	307,2
	29,8×29,8	m2	10	1,16	26,2	46,4	1073,6
	29,8×29,8		7,5	0,72	16	25,92	600,4
	29,8×29,8			1,16	26,2	46,4	1073,6
	29,8×59,8	m2	10	1,07	24,2	42,8	992,3

# FINISHED PRODUCT PACKAGING



collection elements	size [cm]	u.m.	thickness [mm]	quantity in a measure unit	weight of packaging [kg]	number of m <sup>2</sup> /pcs on pallet	net weight of pallet [kg]
	29,8×59,8			1,43	32,3	45,76	1059,2
	29,8×59,8		9	1,07	21,9	42,8	902,4
	29,8×59,8			1,43	29,3	45,76	963,1
	59,8×59,8	m2	10	1,074	24,3	42,96	995,9
	59,8×59,8			1,79	40,5	42,96	995,9
	59,8×59,8		9	1,074	22	42,96	905,7
	59,8×59,8				24,3	42,96	995,9
	59,8×59,8			1,79	36,7	42,96	905,7
STAIR TREAD	29,8×59,8	szt	10	4	16,1	208	863,2
SKIRTING BOARD	6,5×60	szt	8,5	9	6,4	756	561,8
	7,2×40	szt	7,8	28	14,6	1456	782,1
	7,2×40	szt	8	28	12,9	1456	694,8
	7,2×40	szt			13,4	1456	723,9
	7,2×40	szt	8,5	28	12,8	1456	691,8
	7,2×44,8	szt	11	9	7	756	614,7
	7,2×49,1	szt	10	9	7,4	756	646,4
	7,2×59,8	szt	10	9	9,3	648	692,4
	7,2×59,8	szt		10	9,5	720	709
	7,2×59,8	szt			10,5	720	781
	7,2×59,8	szt	11	10	9,2	720	687,4
	7,2×59,8	szt	8,5	12	10,4	864	772,4
	7,2×59,8	szt	9	10	8,4	720	629,8
	7,2×59,8	szt		11	9,7	792	722
	7,2×60	szt	10	10	10	720	745
	7,2×60	szt	8,5	10	8,2	720	618,3
	7,2×75	szt	10,5	8	10,5	576	779,6
	7,2×75	szt	9	8	9,1	576	680,2
	7,2×75	szt			10,5	576	782,4
	9,6×59,9	szt	9	8	9,6	864	1061,8
	9,8×59,8	szt	9	8	9,6	720	889
	9,8×60	szt	9,5	7	8,5	630	787,9
	9,8×60	szt			9,2	588	795,3
	9,8×60	szt				630	850,3
	9,8×89,8	szt	9	6	10,6	264	492,3
UNIVERSAL DECOR	14,8×88,8	szt	10	7	16,5	280	685,8
	14,8×88,8	szt			17,5	280	725
	17,1×19,8	szt	9	10	5,3	700	393,2
	17,1×19,8	szt	9,4	10	5,3	700	393,2
	19,8×17,1	m2	7,5	0,82	13,7	61,5	1052,1



# FINISHED PRODUCT PACKAGING

collection elements	size [cm]		u.m.	thickness [mm]	quantity in a measure unit	weight of packaging [kg]	number of m <sup>2</sup> /pcs on pallet	net weight of pallet [kg]
	19,8×17,1	szt	7,5	12	5,2	912	417,2	
	19,8×17,1	szt			7,2	912	572,2	
	19,8×17,1	szt	7,7	12	5,2	840	386,2	
	19,8×17,1	szt	9	12	5,2	840	386,2	
	19,8×19,8	m2	7,5	1,1	18,3	66	1123,2	
	19,8×19,8	m2			18,7	66	1144,4	
	59,8×119,8	m2	10	0,72	16,8	30,24	732,6	
	59,8×59,8	m2	9	1,07	21,9	42,8	902,4	
	59,8×59,8	szt	9	3	22,5	102	790	
	60×60	m2	9,5	1,08	22,6	34,56	747,3	
	75×75	m2	9	1,12	23	50,4	1058,2	
	9,8×59,8	szt	9	8	8,8	720	817	
FITTING	3×19,8	szt	9	54	6,2	5670	677,1	
	3×3	szt	6,5	60	0,4	2100	39,7	
	3×4	szt	6,5	40	0,4	1400	37,6	
	3×4	szt		60	0,5	2100	43,9	
STRIP	2,3×59,5	szt	6	6	1,3	540	143,8	
	2,3×89,8	szt	6	6	2	192	88,4	
	7,2×59,8	szt	9	11	8,6	792	642,8	
MOSAIC	20,4×23,8	szt	6	12	8,2	432	319,6	
	20,5×23,8	szt	6	12	9,7	432	374,5	
	20,5×23,8	szt	9	8	7,8	576	583,7	
	20,6×23,7	szt	6	12	9,7	432	374,5	
	20,6×23,7	szt	9	12	9,7	432	374,5	
	22,3×29,8	szt	9,5	8	6,8	288	269,8	
	22×25,5	szt	6	12	9,6	432	370,6	
	22×25,5	szt			11,3	432	431,1	
	23,6×25,2	szt	9	8	9,4	288	362	
	23,7×20,6	szt	9	12	9,7	432	374,5	
	26,6×26,6	szt	9	8	11,4	288	434	
	29,8×29,8	szt	6	12	12,5	432	474,6	
	29,8×29,8	szt			13	432	491,6	
	29,8×29,8	szt			13,3	432	502,2	
	29,8×29,8	szt			14	432	529,9	
	29,8×29,8	szt	9	8	14	288	529	
TERRACE TILL	29,5×119,5	m2	20	0,71	30,8	22,72	1011	
	29,5×29,5	m2	20	0,53	23	21,2	945,1	
	29,5×59,5	m2	20	0,53	23	20,67	922,1	
	59,5×119,5	m2	20	0,71	30,8	19,88	887,8	
	59,5×59,5	m2	20	0,71	30,8	21,3	949,4	

# FINISHED PRODUCT PACKAGING



collection elements	size [cm]	u.m.	thickness [mm]	quantity in a measure unit	weight of packaging [kg]	number of m <sup>2</sup> /pcs on pallet	net weight of pallet [kg]
	59,8×59,8	szt	20	1	789	1	814
GRES TILE	119,8×119,8	m2	9	2,87	58,8	57,4	1201,7
	14,8×119,8	m2	10	1,06	24,8	42,4	1017,2
	14,8×89,8	m2	10	1,06	24,8	33,92	818,7
	16×98,5	m2	10	1,1	26,4	29,7	737,8
	16×98,5	m2	10,5	1,1	26,4	29,7	737,8
	19,4×90	m2	9	1,05	21,5	37,8	799,9
	19,8×119,8	m2	10	0,95	22,2	42,75	1025,4
	19,8×119,8	m2	9	1,19	24,4	53,55	1122,8
	19,8×17,1	m2	7,5	0,82	13,7	61,5	1052,1
	19,8×179,8	m2	9	1,07	21,9	42,8	902,4
	19,8×19,8	m2	7,5	1,03	16,8	61,8	1033,6
	19,8×19,8	m2			18,5	61,8	1137,4
	19,8×19,8	m2		1,1	17,9	66	1100,8
	19,8×19,8	m2			18	66	1102,1
	19,8×19,8	m2			18,3	66	1123,2
	19,8×19,8	m2					1124,6
	19,8×19,8	m2			18,7	66	1144,4
	19,8×19,8	m2	8	1,1	18,3	66	1123,2
	20×60	m2	8,5	1,2	22,9	57,6	1125,2
	21,5×98,5	m2	10	1,06	25,4	38,16	940,8
	21,5×98,5	m2	10,5	1,06	25,4	38,16	940,8
	29,4×180	m2	9	1,06	21,7	63,6	1328,8
	29,8×59,8	m2	9	1,07	21,9	51,36	1077,9
	29,8×59,8	m2			22,5	42,8	923,8
	29,8×59,8	m2				51,36	1103,6
	30×30	m2	7,2	1,62	24,3	64,8	997
	30×30	m2	8	1,35	22,3	54	916
	30×30	m2	9	1,35	22,3	54	916
	30×60	m2	9	1,08	22,1	51,84	1087,7
	40×40	m2	7,8	1,76	29,4	70,4	1200,7
	40×40	m2				84,48	1435,8
	40×40	m2	8,5	1,6	28	64	1145
	40×40	m2				76,8	1369
	59,8×119,8	m2	10	0,72	16,8	30,24	732,6
	59,8×119,8	m2	9	0,72	16,8	30,24	732,6
	59,8×119,8	m2		1,43	29,3	42,9	904,5
	59,8×59,8	m2	10	1,07	22,5	42,8	923,8
	59,8×59,8	m2		1,79	40,5	42,96	995,9
	59,8×59,8	m2	9	1,07	21,9	42,8	902,4



# FINISHED PRODUCT PACKAGING

collection elements	size [cm]	u.m.	thickness [mm]	quantity in a measure unit	weight of packaging [kg]	number of m <sup>2</sup> /pcs on pallet	net weight of pallet [kg]
	59,8×59,8	m2			22,5	42,8	923,8
	60,3×60,3	m2	9	1,08	22,1	34,56	733,5
	60×120	m2	9	1,43	30	42,9	925,9
	60×60	m2	8	2,18	36	52,32	888,3
	60×60	m2			39,2	52,32	966,8
	60×60	m2	9	1,08	22,6	34,56	747,3
	60×60	m2	9,5	1,08	22,6	34,56	747,3
	75×75	m2	9	1,12	23	50,4	1058,2
	89,8×179,8	m2	9	1,61	33	57,96	1213,2
	89,8×89,8	m2	9	0,81	16,6	58,32	1220,6
STAIR TREAD CUT	29,4×59,9	szł	9	4	14,8	208	794,6
	29,8×119,8	szł	9	2	14,4	60	457,6
	29,8×59,8	szł	10	4	16,6	208	886,1
	29,8×59,8	szł			16,8	208	898,6
	29,8×59,8	szł	9	4	14,6	208	784,2
	29,8×59,8	szł			14,9	208	800,8
	29,8×59,8	szł			15	208	802,9
PRESSED STAIR TREAD	29,8×59,8	m2	9	1,07	22,1	51,36	1088,2
	30×30	m2	7,2	1,62	24,3	64,8	997
	30×30	m2	8	1,35	22,3	54	916
	30×30	m2	9	1,35	22,3	54	916
	30×60	m2	9	1,08	22,1	51,84	1087,7
STRAIGHT STAIR TREAD	30×60	m2	9	1,08	22,1	51,84	1087,7
TACO	4,8×4,8	szł	6,5	140	4,5	16800	562,6
	4,8×4,8	szł	7,5	140	4,5	16800	562,6
SKIRTING BOARD	10×19,8	szł	7,2	30	10,2	2340	820,6
	10×19,8	szł	7,5	30	10,2	2340	820,6
	7,2×30	szł	7,2	30	12,3	2400	1009
	9×30	szł	7,2	30	15,6	2160	1148,2
IMPREGNATED SKIRTING BOARD	7,2×30	szł	7,2	30	12,3	2400	1009
	8,3×30	szł	8,3	26	11,5	2080	948,9
CYGARO	3×10	szł	7,5	10	0,4	2050	113,7
	3×10	szł			0,5	2050	124
GRES TILE	19,8×19,8	m2	13	0,59	17,8	35,4	1092,7
	19,8×19,8	m2		0,63	18,8	37,8	1153,3
	19,8×19,8	m2	13,8	0,59	17,8	35,4	1092,7
	19,8×19,8	m2	7,5	1,1	18,7	66	1147

# FINISHED PRODUCT PACKAGING



elementy kolekcji / collection elements	rozmiar / size [cm]	j.m. / u.m.	grubość / thickness [mm]	liczba w jednostce miary / quantity in a measure unit	waga kartonu z TILEmi / weight of packaging [kg]	liczba m <sup>2</sup> /szt. na palecie / number of m <sup>2</sup> /pcs on pallet	waga palety netto / net weight of pallet [kg]
	19,8×19,8	m2			19,5	66	1196,5
	19,8×19,8	m2	8,3	0,98	17,6	58,8	1079,3
	19,8×19,8	m2			17,9	58,8	1098,2
	29,8×59,8	m2	9	1,07	21,9	42,8	902,4
	30×30	m2	7,2	1,53	24,9	61,2	1022,6
	30×30	m2		1,62	23,9	64,8	981
	30×30	m2			26,4	64,8	1081,2
	30×30	m2	8	1,35	23,1	54	948,4
	30×30	m2		1,62	26,4	64,8	1081,2
	59,8×59,8	m2	9	1,074	22	42,96	905,7
IMPREGNATED GRES TILL	30×30	m2	7	1,62	26,4	64,8	1081,2
	30×30	m2	7,2	1,62	26,4	64,8	1081,2
INTERNAL PROFILE	3×10	szt	7,5	10	0,5	2050	124
SHARP INTERNAL PROFILE	3×10	szt	7,5	10	0,5	2050	123,4
	3×10	szt					124
EXTERNAL PROFILE	3×10	szt	7,5	10	0,5	2050	124
SHARP EXTERNAL PROFILE	3×10	szt	7,5	10	0,5	2050	123,4
	3×10	szt					124
STAIR TREAD CUT	29,8×59,8	szt	9	4	14,6	208	784,2
PRESSED STAIR TREAD	30×30	m2	7,2	1,53	24,9	61,2	1022,6
	30×30	m2		1,62	23,9	64,8	981
	30×30	m2			26,4	64,8	1081,2
	30×30	m2	8	1,62	26,4	64,8	1081,2
IMPREGNATED PRESSED STAIR TREAD	30×30	m2	7	1,62	26,4	64,8	1081,2
	30×30	m2	7,2	1,62	26,4	64,8	1081,2
SKIRTING BOARD	8,1×30	szt	11	22	12	1760	984,2
2-ELEMENTS SKIRTING BOARD	8,1×30	szt	11	10	8,9	600	559
	8×30	szt	11	10	8,9	600	559
ELEVATION	24,5×6,6	m2	7,4	0,71	11,6	70,29	1170
	30×8,1	m2	11	0,83	20,5	39,84	1009,8



# FINISHED PRODUCT PACKAGING

collection elements	size [cm]	u.m.	thickness [mm]	quantity in a measure unit	weight of packaging [kg]	pcs on pallet	net weight of pallet [kg]
ELEVATION-RISER	14,8×30	m2	11	0,89	22	44,5	1125
BULLNOSE CORNER	33×33	szt	11	2	7,3	124	480,1
	33×33	szt			7,6	124	493,7
BULLNOSE PROSTY	30×33	szt	11	6	17,8	216	664,4
	30×33	szt			18,3	216	683,8
WINDOWSILL	24,5×13,5	szt	11	20	16,4	1560	1304,2
CLINKER TILL	30×30	m2	11	0,99	24,2	41,58	1042,9
	30×30	m2			25	41,58	1073,2
	30×60	m2	11	1,08	27,2	34,56	896,3
CORNER STAIR TREAD	30×30	szt	11	10	22,9	420	986,8
STRAIGHT STAIR TREAD	30×30	m2	11	0,9	22,3	37,8	961,3
	30×30	m2			22,7	37,8	977,9
	30×30	m2					980,2
	30×60	m2	11	1,08	27,3	34,56	898,3
STRIP	1×89,8	szt	7,5	108	6,5	3456	233,4
	2×119,8	szt	7,5	48	8,7	1680	330,8
	2×59,8	szt	7,5	64	6	5760	564,1
	2×59,8	szt			6,2	5760	581,2
	2×60	szt	7,5	64	5,2	5760	488,7
	2×75	szt	7,5	64	6,9	5376	604,6
	2×75	szt			7,5	5376	654
	2×89,8	szt	7,5	54	7,7	1728	270,4
ELEFTCJA	24,5×6,6	m2	7,4	0,71	11,6	70,29	1170
TILE PODŁOGOWA	30×30	m2	7,8	1,35	24	56,7	1034,3
	30×30	m2	8,5	1,26	24,6	52,92	1056,9
	30×60	m2	8,5	1,44	28,1	46,08	923,6
	40×40	m2	8	1,6	28	64	1145
	40×40	m2	8,5	1,6	28	64	1145
	40×40	m2				76,8	1369
	50×50	m2	8,5	1,25	21,9	37,5	681,3
	50×50	m2	9	1,25	21,9	37,5	681,3
PRESSED STAIR TREAD	30×30	m2	7,8	1,26	22,6	52,92	972,3
	30×30	m2	8,5	1,17	22,8	49,14	983,2
	30×60	m2	8,5	1,44	28,1	46,08	923,6



\*The weight of box / pallet may vary +/-10% due to technological conditions related to the product density or surface.

## Symbol explanation



Wall tiles



Floor tiles



Slip resistance



Porcelain Enamel Institute (PEI) abrasion rating / number of rotations



Frost resistance




Tonal tiles



Rectified tiles





[www.paradyz.com](http://www.paradyz.com)



Join us