



# Pellet & Seed Feeding Guide

www.topsparrotfood.com • @TOPsParrotFood

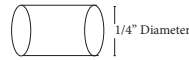
## Large Parrots

Macaws • Cockatoos • Eclectus • African Greys • Amazons



=

TOP's Large Pellets



+

TOP's All in One Seed Mix



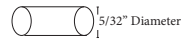
## Medium Parrots

Conures • Quakers • Senegals • Pionus • Lories • Caiques



=

TOP's Small Pellets



+

TOP's Napoleon's Seed Mix



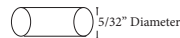
## Small Parrots

Cockatiels • Budgies • Lovebirds • Parrotlets



=

TOP's Small Pellets



+

TOP's Napoleon's Seed Mix



### Pellet Instructions

- Feed approximately as much as your bird will consume in a day
- Discard old food and feed fresh pellets daily
- Do not feed old or moldy food
- Do not refrigerate. Moisture reduces the nutritional value

We believe that no pellet can provide 100 percent of a bird's nutritional needs, so be sure to offer vegetables, fruits, nuts, and seeds for a varied diet.

Consult your avian veterinarian if you have specific diet related concerns.

### Seed Instructions

- Feed dry, or soak 8-12 hours, then rinse with organic vinegar
- Store in a cool, dry place

Soak one part TOP's Seed Mix in three parts of room temperature water for between 8 and 24 hours. Drain, rinse with water and feed to your parrot. You can also add apple cider vinegar, rinse again with fresh water, and serve.

Keep leftovers in the refrigerator for a few days. Rinse again before feeding.



All Parrots Love TOP's Treats!



Tesoro Treat



Birdie Bread