



Outdoor 6-port 10/100M IP Camera Switch

WIS-SF600C

WISNETWORKS TECHNOLOGIES CO., LTD.

Address: No.77, FuTe West 3 Road, China (Shanghai) Pilot Free Trade Zone
E-mail: info@wisnetworks.com Web: www.wisnetworks.com

Version 1.0

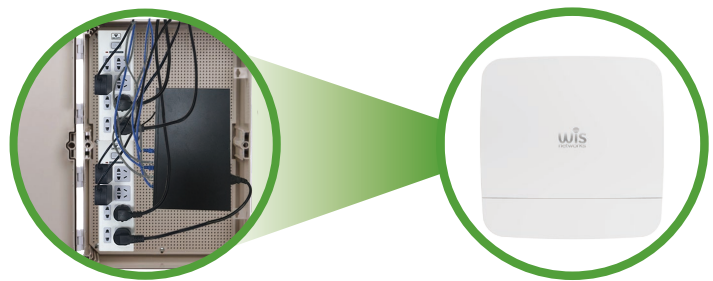
Product Overview

WIS-SF600C is a 6 ports outdoor fast Ethernet switch. The innovation all-in-one design with 4 10/100M ports + 4 12VDC power ports makes outdoor installation extreme flexible for various devices such as IP camera. Featuring one 24VDC PoE port, the switch can easily power up Wisnetworks bridge and CPE and build ptp or ptmp long range wireless link, achieving video data wireless streaming backhaul.

Features

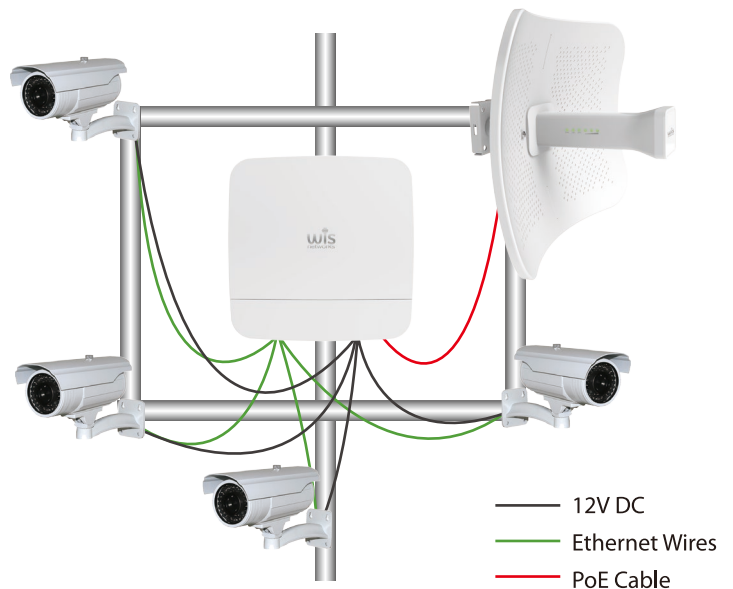
Ideal for outdoor IPC deployment

- Support up to 4 IP cameras
- 4 *10/100M Ethernet ports
- 4 *12VDC port to power up IPC
- Plug and play



Seamlessly Wireless Backhaul

- Fully compatible with Wisnetworks CPE/Bridge
- 1* 10/100M 24VDC PoE Port
- Seamlessly uplink video data to backhaul

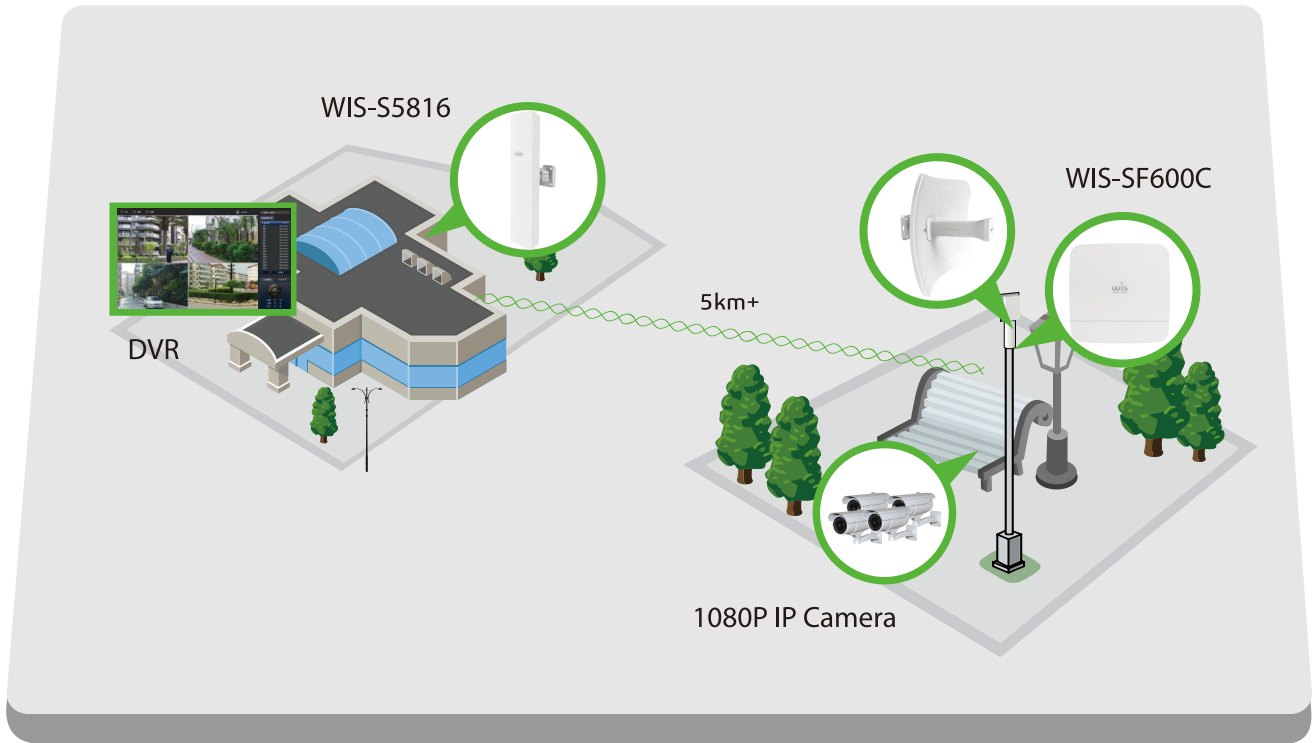


Versatile Power Options

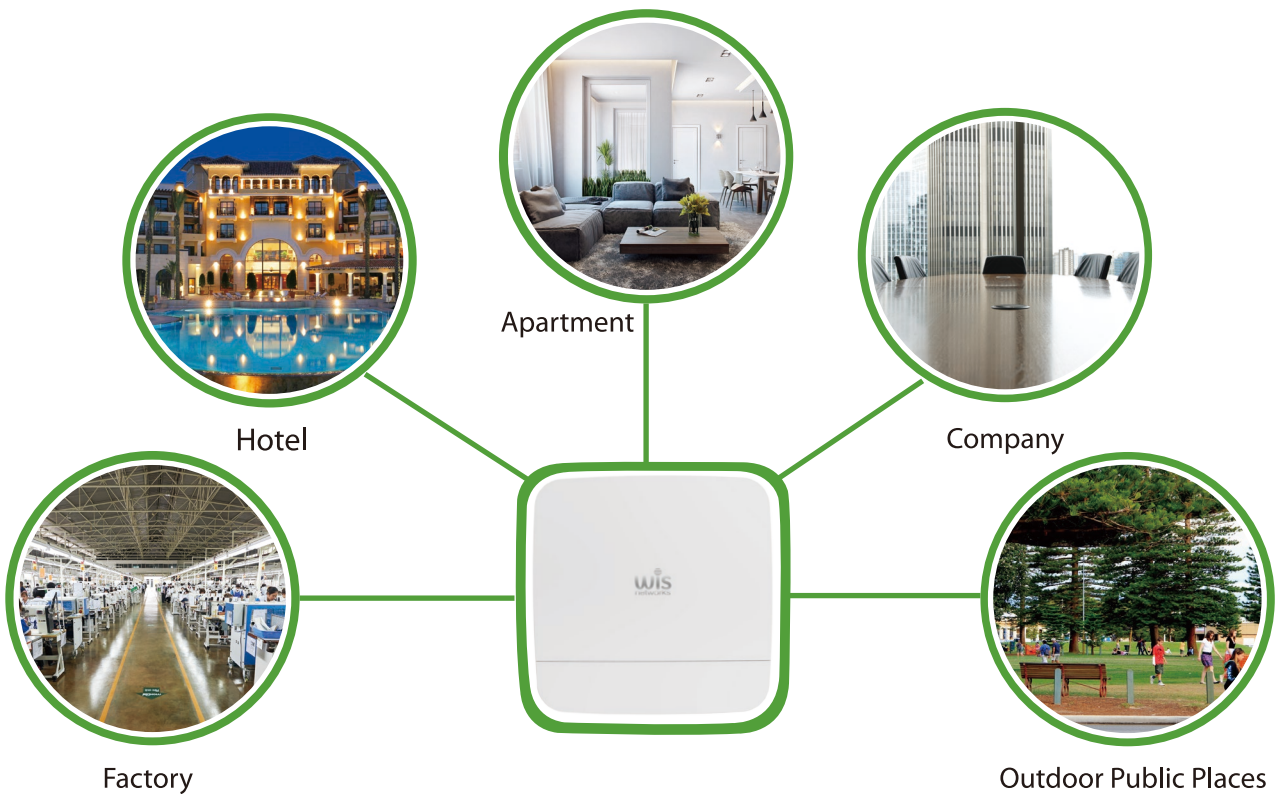
- Support power up by 48VDC / 1.5A PoE
- Support power up by 100~240V AC 50/60Hz
- PoE + Uplink for flexible deployment



Network Diagram



Network Application



SPECIFICATION

Model	- WIS-SF600C
ETH Ports	- 4x 10/100Base-T Ethernet
DC Ports	- 4x 12VDC Ports
PoE Ports	- 1x 24V 0.5A Output
PoE Method	- 4/5 (+) 7/8 (-)
Power Input	- AC 100-240V 50-60Hz - 1x 48V 0.5A Output
Forward Type	- Store and forward
Capacity	- 1.6G
MAC Table	- 2K
Jumbo Frame	- 2KB
Buffer	- 768Kbit
PPS	- 1.19Mpps
Working Temperature	- 0℃ ~40℃
Storage Temperature	- -40℃ ~70℃
Working Humidity	- 10%~90% RH non-condensing
Storage Humidity	- 5%~90% RH non-condensing
Dimension	- 210*210*59mm
Weight	- 1.5kg
Cable	- 10BASE-T: Cat 3、4、5 UTP (≤100m) - 100BASE-TX: Cat 5 and up UTP (≤100m)