

## Ring Size Guide

Before measuring your bracelet, make sure this guide is printed in US letter size and scaled to 100%.

How to determine your ring size with an existing ring

Find an existing ring that fits you well, then match your ring with one of the circles below. To find the correct size, match the circle with the inside edge of the chosen ring.

If your optimal fit falls between two sizes, we recommend choosing the larger size for a more comfortable fit.



3

14.1 mm / 0.55"



3.5

14.5 mm / 0.57"



4

14.9 mm / 0.58"



4.5

15.3 mm / 0.60"




5

15.7 mm / 0.61"



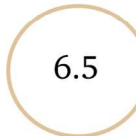
5.5

16.1 mm / 0.63"




6

16.5 mm / 0.64"



6.5

16.9 mm / 0.66"



7

17.3 mm / 0.68"




7.5

17.7 mm / 0.69"



8

18.1 mm / 0.71"



8.5

18.5 mm / 0.73"



9

19.0 mm / 0.74"



9.5

19.4 mm / 0.76"



10

19.8 mm / 0.77"



10.5

20.2 mm / 0.79"




11

20.6 mm / 0.81"



11.5

21.0 mm / 0.82"




12

21.4 mm / 0.84"



12.5

21.8 mm / 0.85"



13

22.2 mm / 0.87"

For additional questions, our Customer Service Team can assist you at [info@marlinewyork.com](mailto:info@marlinewyork.com)

### How to determine your ring size with finger measurement

To find your ring size, measure your finger with a ribbon or tape measure. Match your measurement to the appropriate ring size on the chart.

US MARLI RING SIZE	INTERNAL DIAMETER IN MM	INTERNAL DIAMETER IN INCHES	INTERNAL CIRCUMFERENCE IN MM	INTERNAL CIRCUMFERENCE IN INCHES
3	14.1	0.55	44.2	1.74
3.5	14.5	0.57	45.5	1.79
4	14.9	0.58	46.8	1.84
4.5	15.3	0.60	48	1.89
5	15.7	0.61	49.3	1.94
5.5	16.1	0.63	50.6	1.99
6	16.5	0.64	51.8	2.04
6.5	16.9	0.66	53.1	2.09
7	17.3	0.68	54.4	2.14
7.5	17.7	0.69	55.7	2.19
8	18.1	0.71	56.9	2.24
8.5	18.5	0.73	58.2	2.29
9	19.0	0.74	59.5	2.34
9.5	19.4	0.76	60.8	2.39
10	19.8	0.77	62.1	2.44
10.5	20.2	0.79	63.3	2.49
11	20.6	0.81	64.6	2.54
11.5	21.0	0.82	65.9	2.59
12	21.4	0.84	67.2	2.65
12.5	21.8	0.85	68.4	2.69
13	22.2	0.87	69.7	2.74



## Bracelet Size Guide

Before measuring your bracelet, make sure this guide is printed in US letter size and scaled to 100%.

### How to measure your wrist size with the MARLI wrist ruler

1. Cut the wrist ruler on the following page and make a slit on the line of the ruler.
2. Fit the ruler around your wrist. Insert the pointed end of the ruler into the slit, forming a loop. The numbers should be facing outward.
3. Make sure to mark the number displayed on the slit, this will be your bracelet size.

### How to determine your bracelet size with wrist measurement

To find your bracelet size, measure your wrist with a ribbon or tape measure. Match your measurement to the appropriate bracelet size on the chart.

If your optimal fit falls between two sizes, we recommend choosing the larger size for a more comfortable fit.

MARLI SIZE	DIMENSION OF BRACELET IN CM	DIMENSION OF BRACELET IN INCHES
XXXXS	12.5 CM	4.9"
XXXS	13 CM	5.5"
XXS	14 CM	5.7"
XS	15 CM	5.9"
S	16 CM	6.1"
M	16.5 CM	6.3"
L	17.5 CM	6.5"
XL	19 CM	7.4"

For additional questions, our Customer Service Team can assist you at [info@marlinewyork.com](mailto:info@marlinewyork.com)

|||  
MARLI  
NEW YORK

12 13 14 15 16 17 18 19 20 cm

XXXXX  
XXXXX

XXS

XS

S

M

L

XL