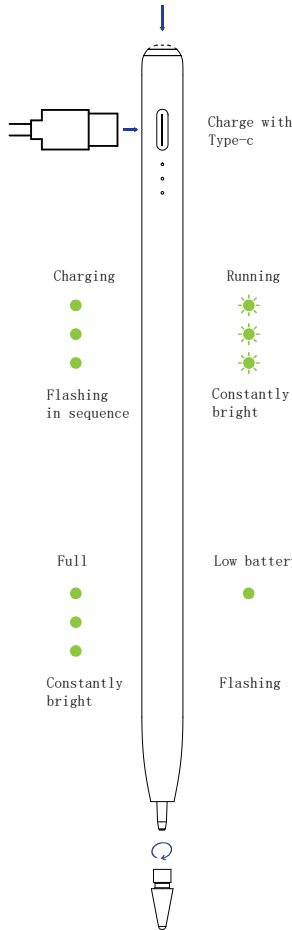
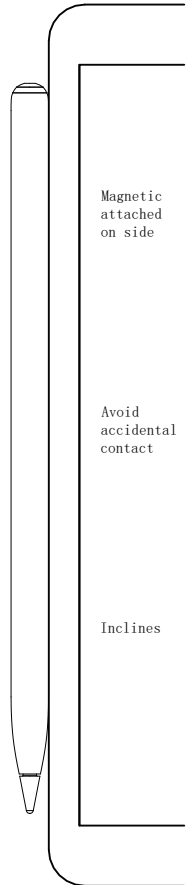


Stylus Pencil - Quick Start

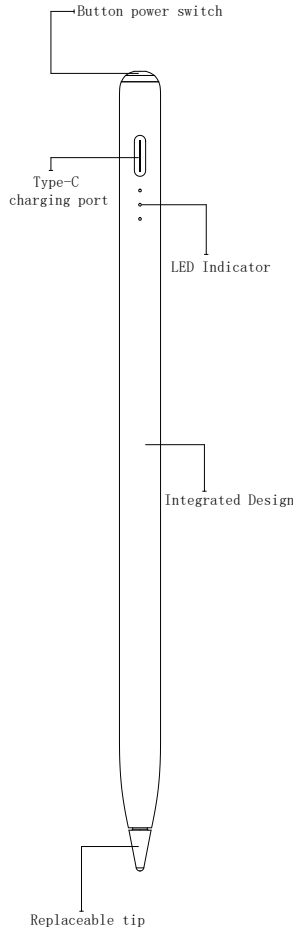
Functional operation

Lightly press to turn on/off the power



Pinch the pen tip with your fingers, and then rotate the pen tip counterclockwise until it unscrews the pen tube

Product information



Specifications

Physical size(L X D)	9.0*8.5*166mm
Weight	15g
Nib size(D)	5mm
Battery type	Li-polymer battery
Battery capacity	130mAh
Continuous operation time	9hours or more
Duration of charging	15min
Operating Temperature	-10 to +45 degree C
Charging Temperature	-10 to +65 degree C
Storage Temperature	-10 to +65 degree C

*The actual operating time may vary depending on the usage scenarios and other factors.

Usage Method

Simply press the power button on the top of the stylus pen, and you can immediately start using it without the need for Bluetooth pairing. It has high precision and sensitivity, no delay, and it is also palm-rejection, meaning it won't register accidental touches from your hand, nor will it scratch the screen. Compared to writing with a pen on paper, the capacitive pen is more convenient and straightforward.

Use Power Display

- Three lights on
60-100% power
- Two lights on
20-59% power
- One light on
less than 20% power (need to charge)

Package Includes:

- Smart Stylus *1
- Replacement Tip *2
- Type-c Cable *1
- Instruction Manual *1

Instruction Video:

www.dimplesexcel.com/pages/active-stylus-dk01



It will show you how to use the stylus

Compatible with

- Supports iPad
- iPad Pro 11-inch 2018 (1st generation)
- iPad Pro 11-inch 2020 (2nd generation)
- iPad Pro 11-inch 2021 (3rd generation)
- iPad Pro 12.9-inch 2018 (3rd generation)
- iPad Pro 12.9-inch 2020 (4th generation)
- iPad Pro 12.9-inch 2021 (5th generation)
- iPad Air 10.5-inch 2019 (3rd generation)
- iPad mini 7.9-inch 2019 (5th generation)
- iPad mini 8.3-inch 2021 (6th generation)
- iPad 9.7-inch 2018 (6th generation)
- iPad 10.2-inch 2019 (7th generation)

Safety information

- Please avoid rain or damp equipment and accessories, otherwise it may cause fire or electric shock hazard
- Do not place equipment and accessories in areas that are too high or too low in temperature, otherwise it may cause equipment failure, fire or explosion. When the ambient temperature is too high or too low, it may cause equipment failure.
- Do not disassemble, impact, squeeze or modify the battery. It is forbidden to insert foreign objects and puncture the battery. It is forbidden to immerse the battery in water or other liquids to avoid short circuit and overheating, leakage, fire or explosion inside the battery.
- Do not disassemble or modify the device (including replacement of the built-in battery) and accessories without authorization, otherwise the device and accessories will not be covered by the company's warranty. Please contact the customer service center if the device fails.
- Do not allow children or pets to swallow the battery to avoid injury or explosion of the battery.
- Do not use harsh chemicals, cleaning agents, or strong detergents to clean the equipment or accessories. Please use a clean, dry soft cloth to wipe the device or its accessories.
- Using unapproved or incompatible power supplies, chargers, or power supplies may cause fire, explosion, or other hazards.

Environmental protection

- Do not dispose of this device and its accessories as household garbage.
- Please comply with the local laws and regulations for the disposal of this equipment and its accessories, and support the recycling operations.
- The battery complies with the environmental protection requirements of the EU RoHS directive.

More about

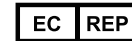
This guide is for reference only and does not constitute any form of commitment, products (including but not limited to color, size, screen display, etc.) Please refer to the actual product. If there is any inconsistency between this guide and the description on the official website, please refer to the description on the official website. Without notice.

Customer Service:

support@mvpiservice.com



If you have any question or problem about the stylus, please scan the above QR code to contact us. We will definitely solve the problem for you without requesting return.

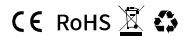


Like Sun GmbH
Planckstr. 59, 45147 Essen, Germany
Contact Person: Ke Li
Email: ec-connection@web.de
Telefon: +49 471 39156605



Name: KOVA ASSOCIATES LTD
Address: 72a Kingston Road, Portsmouth, Hampshire, PO2 7PA, United Kingdom
Contact Person: Louisa Timms
Tel: 0044 (0) 23 8097 0315
E-mail: KOVA.Compliance@outlook.com

- Manufacturer: Dongguan Wenku Digital Co., Ltd
- Manufacturer's Address: No. 333, Yangbei 3 District, Yangwu Village, Dalang Town, Dongguan, Guangdong, China
- Email: support@mvpiservice.com
- Phone: 0086-13810899914
- Made in China



*This instruction manual use for Stylus Pencil please kindly read all the details before use