


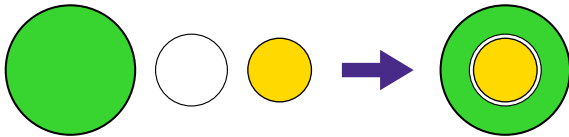
squishycircuits

build instructions for: UFO

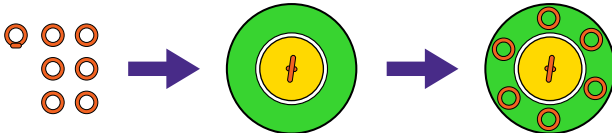
colors needed:



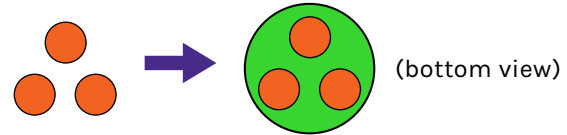
- 1 Create the body of the UFO using the green, yellow and white insulating dough. Sandwich a thin circle of white dough between a flattened green circle and a yellow half circle.



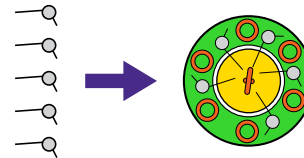
- 2 Make the round antenna and turbo vent rings using orange dough. Attach the antenna to the top of the yellow and the turbo vents can be evenly spaced on the green area.



- 4 Create the landing gear for the UFO by rolling out three balls of orange dough to be the same size. These will be attached to the bottom side of the green dough.



- 5 Attach five LEDs by inserting the wire prongs into the colored dough. Make sure that the longer wire is inserted into the yellow dough and the shorter wire is inserted into the green dough.



- 6 Last, attach the battery holder. Insert the red wire into the yellow dough and the black wire into the green dough. Turn on the battery holder to see the lights shine.

