



squishycircuits

build instructions for: Fish


colors needed:



- 1 Make main body shape.



- 2 Make tail and attach to the body.




- 3 Cut apart the fish body as shown.



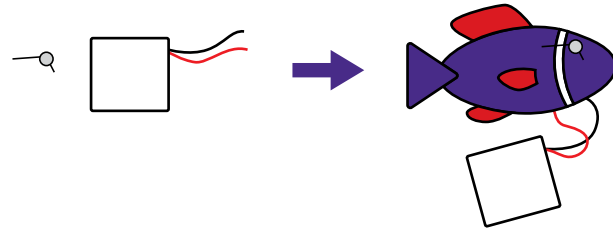
- 4 Create a strip using the insulating dough that will fit between and separate the head from the body.



- 5 Next, make the fins and attach them to the body as shown.



- 6 Insert an LED for the eye. Be sure to place the longer LED leg into the dough with the red battery holder inserted.



- 7 Turn the battery holder switch on to light up the LED.

