


# squishy circuits

## build instructions for: Planet Earth


colors needed:



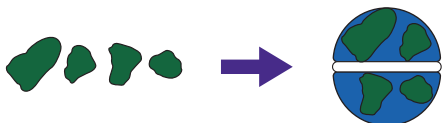
- 1 Start by creating a flat round disc using blue dough. Then, split the disc into two equal halves.



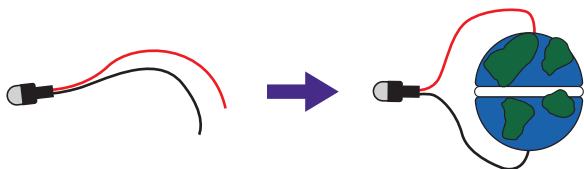
- 2 Next, using the white insulating dough, make a strip that can be placed in between the two blue halves and join the pieces together.



- 3 Using pieces of green dough. Make shapes that look like four continents and place them on top of the blue dough halves.



- 4 Attach the wired LED to your planet by inserting the red wire into the blue dough on the top half and the black wire into the blue dough on the bottom half.



- 5 Insert the black wire from battery holder into the bottom blue dough and the red wire into the top blue dough. Turn on the power switch and watch the wired LED light up!

