



JIMMYSTYKS[®]

**INFLATABLE SUP BOARD &
HYBRID 2-IN-1 INFLATABLE SUP/KAYAK BOARD**

OWNER'S GUIDE

WARNING AND SAFETY PRECAUTIONS

WARNING INFORMATION IN THE USER MANUAL, ON THE PRODUCT AND PACKAGING MUST ALWAYS BE READ BEFORE EVERY USE AND EXPLAINED TO ANYONE USING THIS PRODUCT.

Disregarding instructions and safety precautions in this guide or on the product may result in injury, including the possibility of death.

- Use of this product and participation in the sport involves **INHERENT RISKS** of **SERIOUS INJURY** or **DEATH**. User **ASSUMES ALL RISK** or injury or death.
- This product is Not a life saving device. Adult supervision is required.
- Stand-up Paddling is a dangerous sport. Use of this product exposes the user to unexpected risks, dangers and hazards.
- Adult assembly required. For outdoor use only.
- Always use extreme caution when using this product. Never act in a careless manner when using this product. Misuse or this product may result in serious injury or death.
- Only use this product if you are in good physical health and know how to swim.
- You are responsible for your own safety and the safety of others around you when using this product.
- To be used by one person only.
- This paddle board should not be used by children age of 14 and below. If you are under the age of 18, you must have a legal guardian read these warnings and safety precautions. Do not use this product without adult supervision.
- Do not exceed the maximum weight capacity specified in Table I.
- Do not use this product if you are under the influence of alcohol, drugs, or medications.
- This product should not be used by anyone who is not experienced with stand-up paddling.
- Always use appropriate protective gear and wear an approved Personal Flotation Device (PFD). Wear the correct protective clothing for the conditions such as a wet suit or a UV top. Cold water and cold weather can result in hypothermia. Wear a helmet and water shoes when appropriate.
- Never use this product without a proper surf leash. A loose stand-up board in the water is extremely dangerous to you, and everyone around you. Failure to use a surf leash may result in serious injury or death.
- Examine your surf leash after each use and replace it if you see any sign of wear.
- Always paddle with an experienced partner when using this product. Never use a stand-up paddle board beyond your skills and ability.
- No protection against drowning. To be used by proficient swimmers only.
- Do not use in shallow water or reef areas.
- Never deflate this board with a valve wrench.
- Never inflate this board above 15 psi (1 bar / 103 kPa).
- Do not have your face/eyes over the vent when deflating.
- Do not jump onto or dive head first into the water from this ISUP.

- Check your equipment prior to each use for signs of wear, leaks or failure. Do not use if damaged.
- Do not attempt to ride this board behind a boat or vessel. Watch out for other users especially swimmers and children. Make sure you always keep the ISUP and paddle under control.
- Keep your board clear of sharp objects and/or heat producing objects.
- Do not perform any structural changes to the product that could affect the safety.
- Always inform someone your paddling route, the time and place of departure and your intended time and place of arrival. Paddling alone is not recommended.
- Beware of offshore winds and currents as they can take you out to sea.

TABLE I - MAXIMUM WEIGHT CAPACITY

MODEL NAME	MAX. WEIGHT CAPACITY
NEPTUNE12.6 - 12'6" ISUP Board	260 lbs (118 kg)
CHANNEL 11'6" ISUP Board	280 lbs (127 kg)
STRIDER 11' ISUP Board	320 lbs (145 kg)
PUFFER 11' ISUP Board	320 lbs (145 kg)
MUTT 10'4" ISUP Board	260 lbs (118 kg)
PORTAGE 10'6" HYBRID 2-IN-1 Inflatable SUP/KAYAK BOARD	298 lbs (135 kg)

WEATHER CONDITIONS AND LOCAL WARNINGS:

- Always observe your local Coast Guard rules and regulations when using this product.
- Always check weather forecasts prior to using this product especially in thunderstorms and lightning conditions.
- Stay within 100 m (328 ft) from the shore.
- Never use this product in off-shore or windy conditions.
- Never use this product in more than 10 knots of wind. Using this product in windy conditions may result in serious injury to yourself and others around you.
- Use caution when carrying this product. Carrying the board in windy conditions may result in serious injury to yourself and others around you.
- Never use this product in thunderstorms and lightning conditions.
- Never use this product in conditions that are beyond your ability (such as, but not limited to, high surf, rip-tides, currents or river rapids).
- Never use this product near other boat traffic or watercrafts.
- Never use this product near crowded beaches or waters.

RELEASE OF LIABILITY, CLAIM WAIVER AND ASSUMPTION OF RISK AGREEMENT

Release of Waiver and Claims Agreement

In consideration of your use of this product, you hereby agree to the following, to the fullest extent permitted by law.

1. To waive any and all claims that you have or may in the future have against JIMMY STYKS, or any of its agents, resulting from use of this product and any of its components.
2. To release JIMMY STYKS, or any of its agents from any and all liability from any loss, damage, injury or expense that you or any users of this product may suffer, or that your next of kin may suffer, as a result of the use of this product, due to any cause whatsoever, including negligence or breach of contract on the part of JIMMY STYKS, or any of its agents, in the design or manufacturing of this product.

Arbitration

In Further consideration of the sale to you of this product and any of its components, you hereby agree to submit binding arbitration any and all claims, which you believe you may have against JIMMY STYKS, or any of its agents, arising from the use of JIMMY STYKS equipment. The arbitration shall be pursuant to the rules of the American Arbitration Association.

Arbitration shall be commenced within one (1) year from the date of which any alleged claim first arose. The submission to the American Arbitration Association shall be limited and the arbitration award may be enforced by any court of competent jurisdiction.

Binding Effect of Agreement

In the event of your death or incapacity, this Agreement shall be effective and binding upon your heirs, next of kin, executors, administrators, assigns and representatives.

Entire Agreement

In entering into this Agreement you are not relying on any oral or written representations other than what is set forth in this agreement and User's Guide.

Assumption of Risk

By purchasing, using and assembling this product, you are agreeing to:

1. Be bound to the terms set forth above and below.
2. Require anyone using this product to be bound by such terms.

If you are unwilling to be bound by these terms, return this product before use for a full refund.


Use of this product and any of its components involves certain inherent risks, dangers and hazards, which can result in serious personal injury and death. In using this product you freely agree to assume and accept any and all known and unknown risks of Injury using this equipment. The risks inherent in the sport can be greatly reduced by abiding to the Warning and Safety Precautions listed in the User Guide and by using common sense.

30 DAY WARRANTY

The Manufacturer warrants each JIMMY STYKS Inflatable Stand-up Paddle Board against defects in workmanship and materials for a period of 30 days. Claims under this warranty are to be made through an authorized JIMMY STYKS Inflatable Stand-up Paddle Board Dealer. The board will be repaired or replaced at the discretion of the manufacturer and proof of purchase is required. This warranty only covers product damage incurred from normal surf related use and does not cover damage by obvious misuse, delamination due to excessive sun or heat exposure, water logging from a leash plug or damage from a leash. Please also note that this warranty does not cover any type of creasing on either the deck or slick bottom of the board. The user assumes the risk of personal injury, property damage or other losses. The Wholesaler, Manufacturer or Retailer cannot be held liable for any and all injuries or deaths resulting from use or misuse of this product.

LIMITED WARRANTY for the board with camera mount:

- ALWAYS inspect to ensure the product works properly every time before use. Warranty of this product does not cover any damages due to misuse.
- To follow the user(s) instructions on packaging and/or user(s) manual may result in damages or loss of your cameras including but not limited to any user's personal items, all of which are not covered under warranty of this product.
- Use at your own risk. Manufacturer(s) and/or suppliers/agents are not responsible for any damages/repairs, loss to cameras/electronic items including but not limited to any user's personal items directly and/or indirectly resulted in the use of this product. Damage(s) resulting from any use, misuse, accident, and normal wear and tear are understandably not covered under this product warranty nor be responsible by manufacturer(s) and/or suppliers/agents.




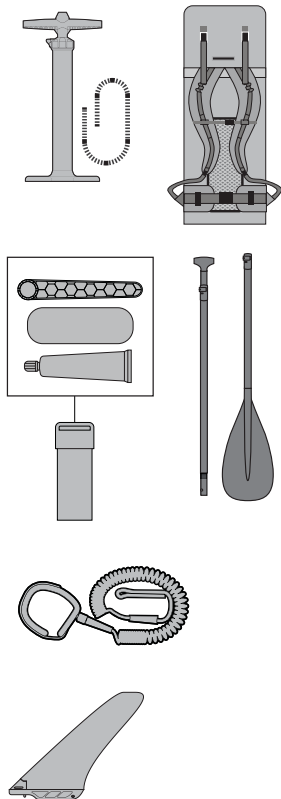
260
LBS
118
KG

Weight
limit

NEPTUNE 12.6 - 12'6" ISUP BOARD
(JSH22007)

Length	12'6"
Width	30"
Thickness	5.9"
Nose rocker	2"
Tail rocker	0"

ACCESSORIES



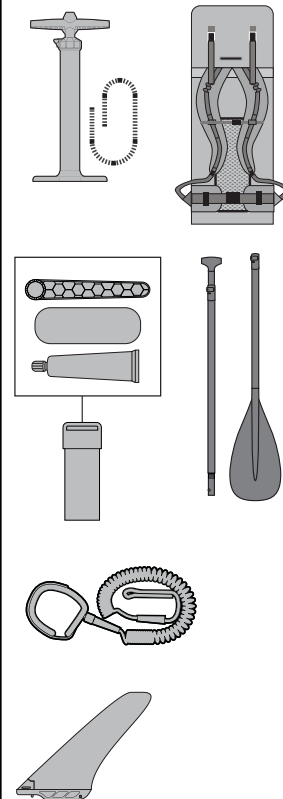
280
LBS
127
KG

Weight
limit

CHANNEL - 11'6" ISUP BOARD
(JSH22008)


Length	11'6"
Width	31"
Thickness	5.2"
Nose rocker	2"
Tail rocker	0"

ACCESSORIES



320
LBS
145
KG

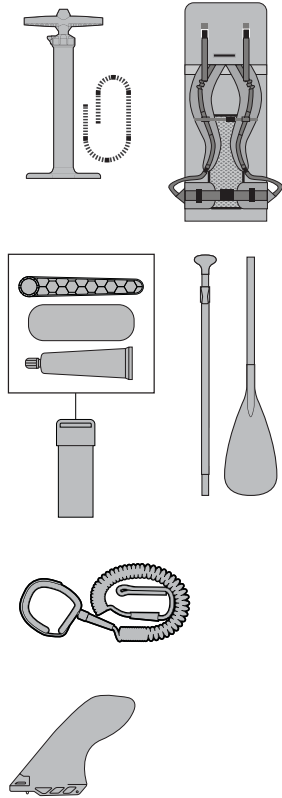
Weight
limit



STRIDER - 11' ISUP BOARD
(JSH22009)

Length	_____	11'
Width	_____	34"
Thickness	_____	5.9"
Nose rocker	_____	4"
Tail rocker	_____	0"

ACCESSORIES



320
LBS
145
KG

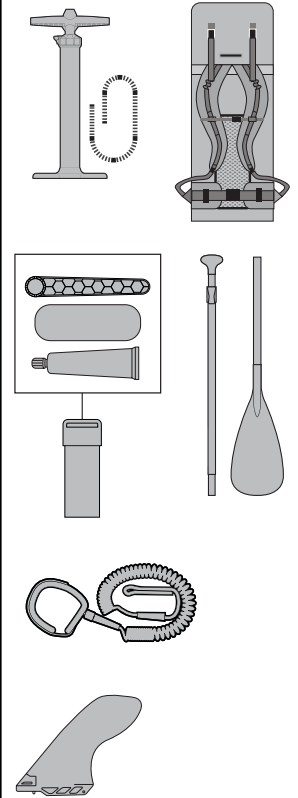
Weight
limit



PUFFER - 11' ISUP BOARD
(JSH22010)

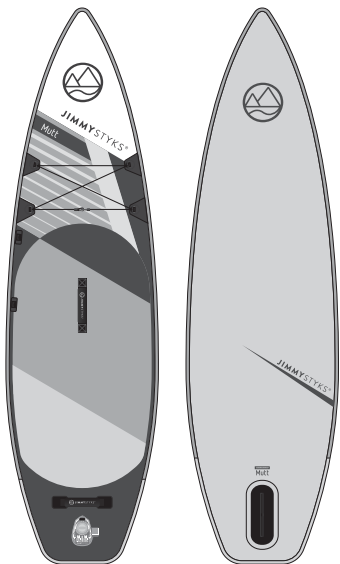
Length	_____	11'
Width	_____	31.5"
Thickness	_____	5.9"
Nose rocker	_____	4"
Tail rocker	_____	0"

ACCESSORIES



260
LBS
118
KG

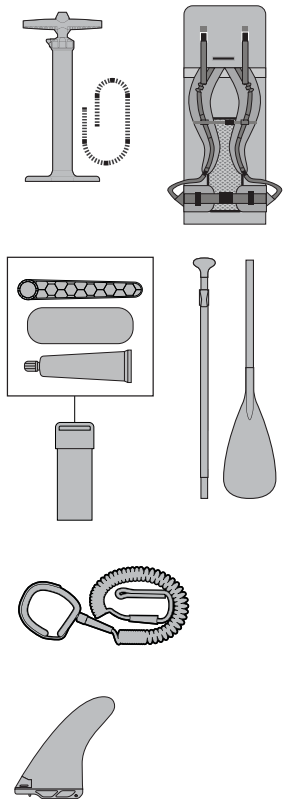
Weight
limit



MUTT - 10'4" ISUP BOARD
(JSH22011)

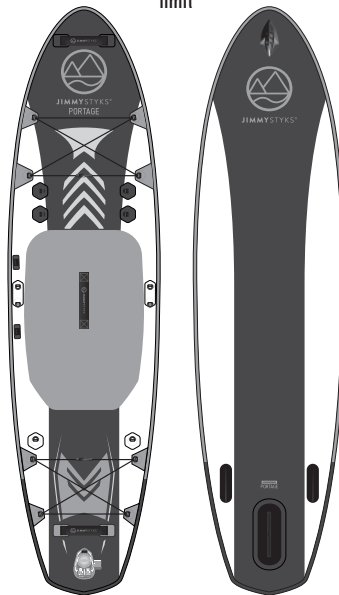
Length	10'4"
Width	34"
Thickness	5.9"
Nose rocker	4"
Tail rocker	0"

ACCESSORIES



298
LBS
135
KG

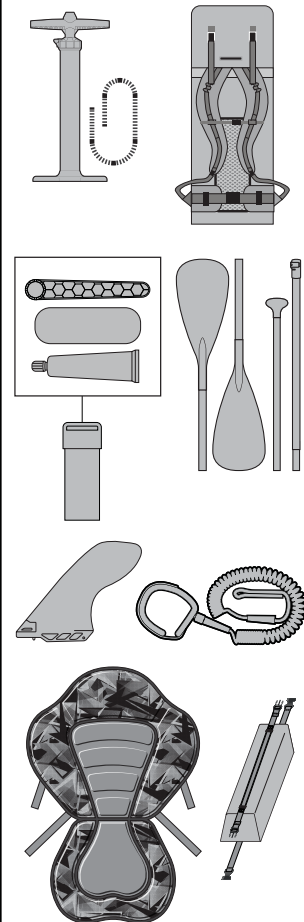
Weight
limit



PORTAGE - 10'6" HYBRID 2-IN-1
Inflatable SUP/KAYAK BOARD
(JSH22012)

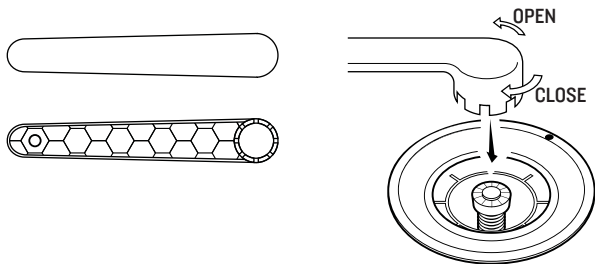
Length	10'6"
Width	31.5"
Thickness	5.9"
Nose rocker	4"
Tail rocker	0"

ACCESSORIES





1.



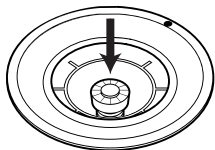
NEVER USE THE VALVE WRENCH WHEN SUP IS PRESSURIZED

Occasionally, the valve on your inflatable SUP may become loose. If the valve flange freely spins when opening the valve cover or you detect air leaking from the valve area, tightening may be required. Using the included valve wrench, tighten valve in a clockwise motion until hand tight.

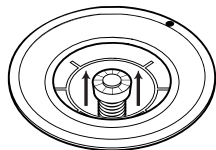
IMPORTANT NOTED: Always check if the valve is sealed completely, or using the **VALVE WRENCH** to slightly tighten up before inflating the board.

CAUTION : Do not have your face/eyes over the vent when deflating.

2.



(Two-way air flow position for deflation)

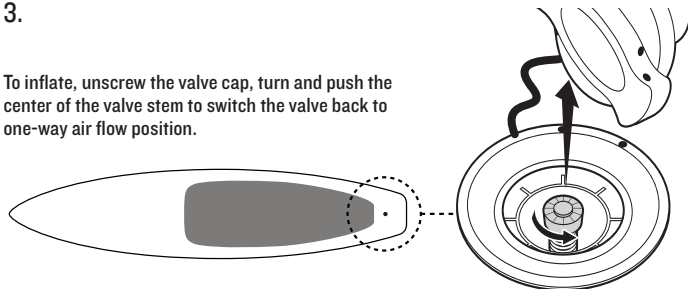


(one-way air flow position for inflation)

The valve has two positions. The first is two-way which is for deflation only. The second is one-way which is for inflation only. To switch between positions just push the center of the valve stem down once. To switch again, push the center of the valve stem once more.

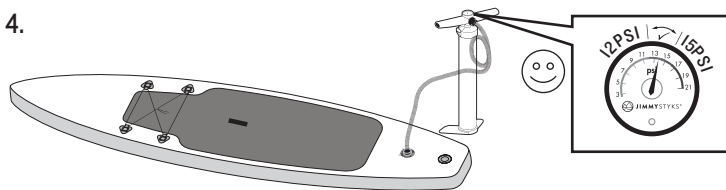
3.

To inflate, unscrew the valve cap, turn and push the center of the valve stem to switch the valve back to one-way air flow position.




SCAN THE QR CODE
READ BEFORE SETUP

4.



ATTACHED THE HOSE TO THE BUMP HANDLE MARKED "OUT" WHICH IS FOR INFLATION



▶ EASY
▶ HIGH PRESSURE
(Recommend: 10-15 PSI)




▶ FAST
▶ HIGH CAPACITY
(Recommend: 0-10 PSI)

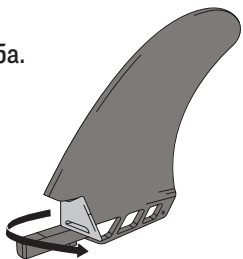


ATTACHED THE HOSE TO THE BUMP HANDLE MARKED "IN" WHICH IS FOR DEFLATION

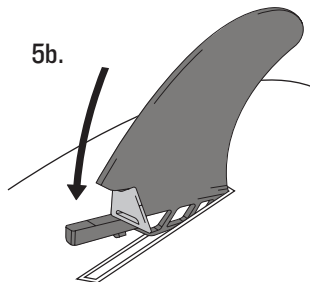
5.



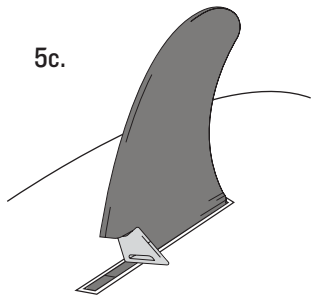
5a.



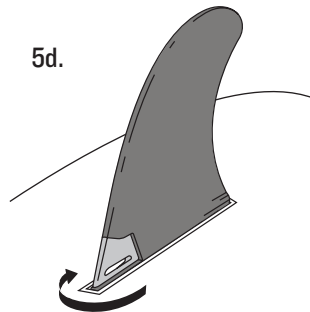
5b.



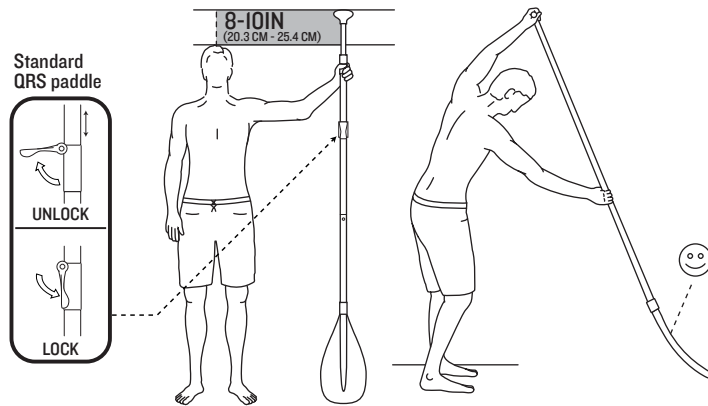
5c.



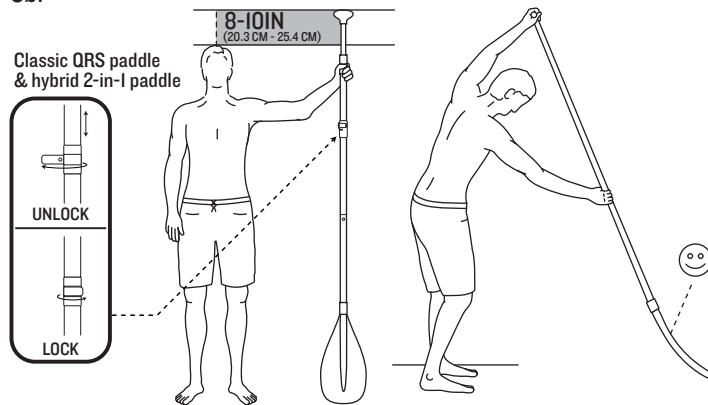
5d.



6a.



6b.

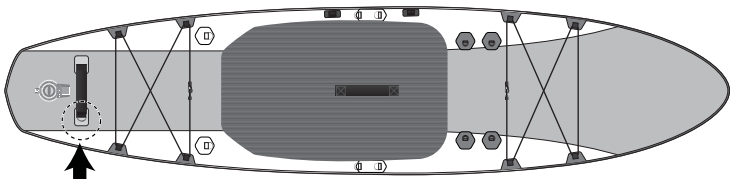


6c.

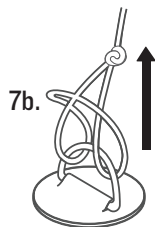
*For hybrid 2-in-1 inflatable SUP/Kayak board paddle only



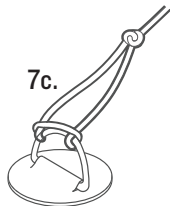
7.



7a.

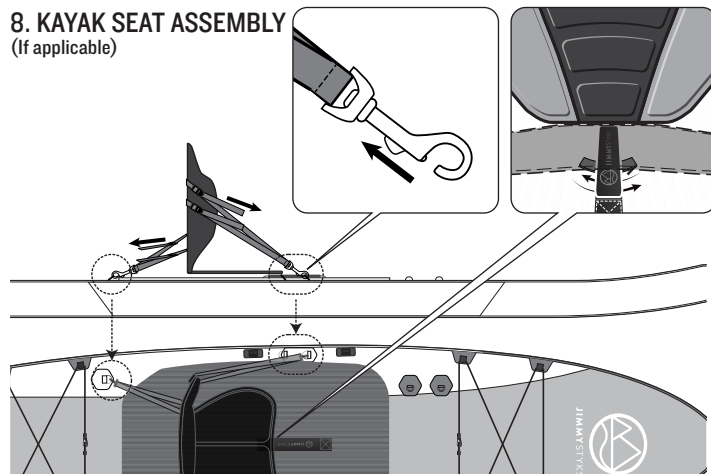


7b.

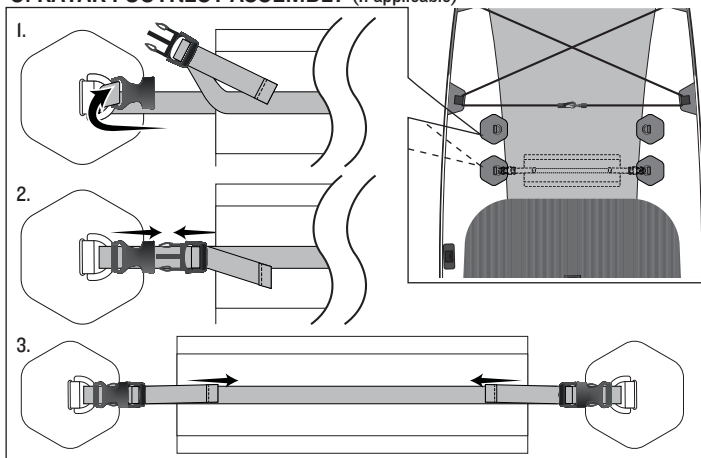


7c.

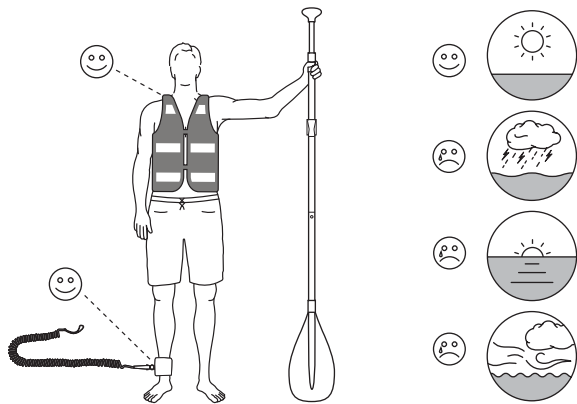
8. KAYAK SEAT ASSEMBLY (If applicable)



9. KAYAK FOOTREST ASSEMBLY (If applicable)

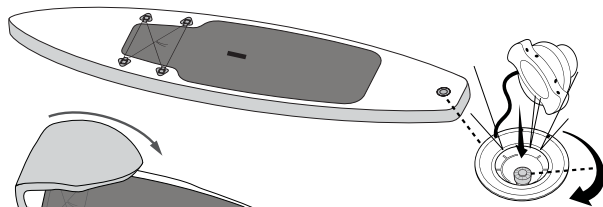


10.

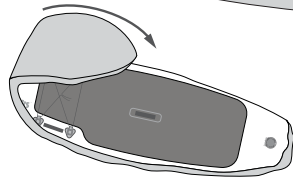


11.

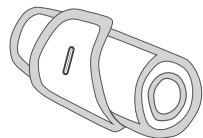
11a.



11b.



11c.




12.

 <12 PSI













IMPORTANT: READ THIS INFORMATION BEFORE USING YOUR BOARD

DISREGARDING INSTRUCTIONS AND SAFETY PRECAUTIONS IN THIS MANUAL OR ON THE PRODUCT MAY RESULT IN INJURY, INCLUDING THE POSSIBILITY OF DEATH.

- Review the recommended weight capacity of this board and never exceed it.
- Always wear a coast guard approved personal flotation device (PFD).
- Never paddle in weather conditions that might affect your ability to control your board or return to shore.
- Never allow minors to use a stand-up paddle board without adult supervision.
- Never consume substances that may impair your judgment while using the stand-up paddle board.
- Never use a stand-up paddle board beyond your skills and ability.
- Never use this product after dark or in conditions with poor visibility.
- Check local laws and regulations before using a paddleboard.
- Never deflate a board with a valve wrench.
- Never inflate a board above 15 pounds per square inch (PSI).
- Temperature changes in direct sunlight can affect the PSI (inflation pressure) of the board. Check the pressure of the board periodically to make sure that the pressure never exceeds 15 PSI.
- Keep your board clear of sharp objects and/or heat producing objects.

For warranty information, parts/accessories, call toll-free: 1-310-320-7873

Having an inflatable sup board makes portability and storage very easy. Here are some simple suggestions if you plan on traveling with your sup board.

- Before storing, hose off the board and let it dry completely to prevent mildew buildup.
- Do not use harsh chemicals for cleaning. Most dirt can be removed with a mild soap and fresh water.
- You may store the board inflated or deflated. If you deflate the board, we recommend that you store it in the protective bag that came with the board.
- If storing the board outdoors, raise it up off the ground and cover it with a tarp to prevent exposure to the sun.
- Hanging the board is not recommended.
- Do not store in extreme conditions (o.e. above 66°C/150°F or below -23°C/-10°F).
- Store in a clean and dry place.
- Do not roll up the board too tight when storing it while deflated.
- If fins become bent, place them in hot water and use heat (e.g. hairdryer) to bend them back into position.

AIR LEAK DETECTION

If the board is losing air pressure, not caused by colder temperatures, check the board for leaks, starting with the valves. A leaking valve is rare, but if you do find a leak we can send you a replacement valve. To locate a leak, we recommend mixing soap and water in a spray bottle, spray around the valve. If you see bubbles forming, check your valve seating and base and be sure the valve insert is screwed tight. If you continue to have problems it's probably time to order a new valve. Replacement of the whole valve can be done with a simple tool that comes with the replacement valve.

If the board is losing air and the valves are good, it probably has a small puncture. Small punctures can be repaired easily and permanently. Spray around the board until air bubbles become visible and mark the position of the leak. If you do not find air bubbles, inflate the board to maximum air pressure and try to listen to find the leak, if you can narrow the area down, return with a spray bottle to identify the source of the leak.

REPAIR KIT

Punctures less than 1/8" in size can be repaired simply without a patch. Deflate your board, then clean and dry the area to be repaired. Apply a small drop of glue to cover the puncture, and let it dry 12 hours.

If your board needs repair, use the patches in the repair kit and follow these steps:

1. Deflate the board completely, lay it flat and wait for it to dry.
2. Cut a patch that is 2 inches larger than the tear/rip all the way around.
3. Use alcohol to clean the repair area.
4. Apply three coats of adhesive to the patch and the board. Wait 5 minutes in between each coat.
5. Place the patch over the tear/rip. The adhesive will react quickly, so make sure the positioning is precise/accurate. Use the roller to ensure the patch lays flat and even.
6. Wait 24 hours before re-inflating the board.



JIMMYSTYKS®

MADE IN CHINA

JIMMY STYKS, CLICK 'N GO and the Mountain Stream logo are trademarks of Vista Outdoor Operations LLC, used under license by Sport Dimension Inc.

This Product is not manufactured or distributed by Vista Outdoor Operations LLC, for consumer inquiries, please contact Sport Dimension Inc. at 1-310-320-7873.

DISTRIBUTED BY: SPORT DIMENSION INC.
966 Sandhill Avenue, Carson, CA 90746
Toll Free: 1-800-678-7873
www.sportdimension.com

Please save this manual for future use and reference