
















# 01. Basic Controls



	Action	Button Press
	Power ON / OFF	Long Press 
	Bluetooth Pairing Mode	Single Click  and  together once
	Music Play / Pause	Single Click 
	Vol Increase / decrease	Single or Double Click  / 
	Next / Prev. Track	Long press  / 
	Answer incoming call	Single Click 
	Reject / End call	Double Click 
	Invoke Voice assistant	Double Click 



## 02. RIDEGRID™ Mesh Intercom Controls



Action	Button Press
RIDEGRID ON / OFF	Long Press (UP)
Once devices are in range & have joined mesh, call starts automatically	
EXIT/RESTART RIDEGRID Call	Single Click (UP)
Vol Increase / decrease	Single Click (+) / (-)
Mute/Unmute Microphone OR Merge Phone Call/RIDELYNK to RIDEGRID	Double Click (UP)



### 03. RIDELYNK™ Bluetooth Intercom Controls



Action

Button Press

RIDELYNK ON / OFF

Long Press (DOWN)

Once devices are in range & are paired, call start automatically

EXIT/RESTART RIDELYNK Call

Single Click (DOWN)

Vol Increase / decrease

Single Click (+) / (-)

## 04. RESET and REBOOT



Action	Button Press
Factory Reset	Long Press (+) and (-) for >10secs
Reboot	Press & Release (down) (O) (-) together