


## 3CCT 6" 15W Round White Slim Panel Lights




### Wire Connection and Operation Instruction:




### Three Colors Setting Switch

Timesaver and Changing Color according to different Application.

### Three Color Setting Switch



### 3 Colour Temperature Settings




All Three Colors in One Panel

## Advantage of our LED Slim Panel lights:

## Advantage of our Junction Box:

### ANTI-GLARE DESIGN

#### Anti-Glare Circie For Recessed Panel Light



High Efficiency ,9W=80W  
Special Design ,Anti-glare  
Harmless to Eyes  
Not Feeling Dizzy

Common LED Lighting

Anti-Glare CircieLED Lighting



IC Rating



Dimmable



Energy Star

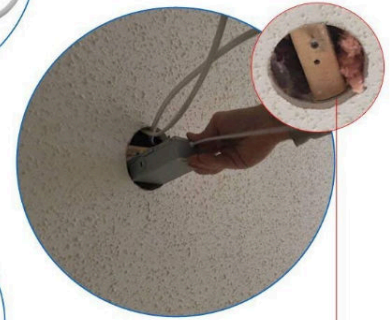



ETL




Small Junction Box with Bigger Inner Size

Three Holes Junction Box for Wire Connections from different directions.



Our Junction Box can be well used to the small space with wooden in the middle,without any damage to the ceiling.

## Details of products:



SNAP SPRING FOR MOUNTING

ALUMINUM  
Ensure the heat dissipation of led downlight

## Features

1. 6inch 15W
2. With Junction box, compatible for North America's installation regulation requirement.
3. ETL Energy Star approved, 5 years warranty.
4. Triac dimmable.

## Notice:

1. Cutting off the electricity before installation.
2. Installation can only be done by qualified electrician.
3. Input voltage is AC120V 50/60Hz. Please kindly confirm the voltage before installation.
4. If the down lights can't work normally, please contact our customer service.
5. It will be out of warranty if damage is caused by personal mistake.

[omniraylighting.com](http://omniraylighting.com) 800-601-0107 [sales@omniraylighting.com](mailto:sales@omniraylighting.com)

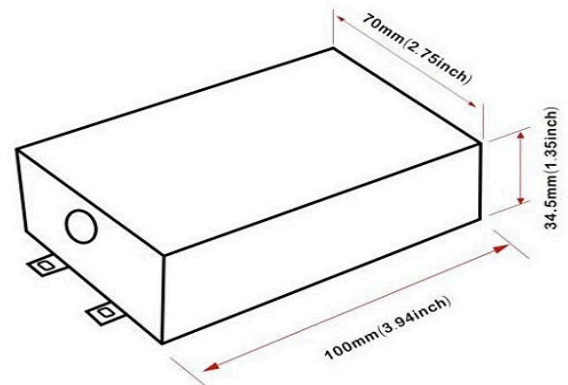
# Specification for Order Form

**Part #: ORLLP6RD15W-WH**

Item No.	Bar code	Voltage	Watt	Lighting Color	CCT	Dimmable	Certificates
ORLLP6RD15WCCT-WH	N/M	120V	15W	Warm White	CCT Color Changeable	YES	ETL Energy Star

## Application

- 1- office, factory, warehouse, parking lot;
- 2- market, school, library, hospital, museum;
- 3- home lighting;



Type	Value
Outer Diameter	6.85INCH
Cut Hole	6.10INCH
Height (Panel)	0.4INCH
Height (Junction Box)	1.35INCH
Length (Junction Box)	3.94INCH
Width (Junction Box)	2.75INCH

## Parameters

Electrical Characteristics	
Input Voltage	110-120V AC 50~60Hz
Rated Power	15W
Replacement	15W=105W Halogen
Installation of LED Driver	External
Type of LED Driver	Constant current output
Power Factor	0.95~0.98
Operating Temperature	-10°C-40°C
Optical Characteristics	
LED Type	SMD2835
Brand of LED Chip	Taiwan Epistar
Lumen	1000lm
Life Span Based on 3hrs/day	45years
CRI	>80
Beam Angle	180 degree
CCT	3000K/4000K/5000K(All in One)
Other	
Energy Level	A
Warranty	5 years
Working Hours	80,000hrs
IP range	IP44
Material	Aluminum housing with PMMA lampshade

## Dimmer List

### Lutron Brand:

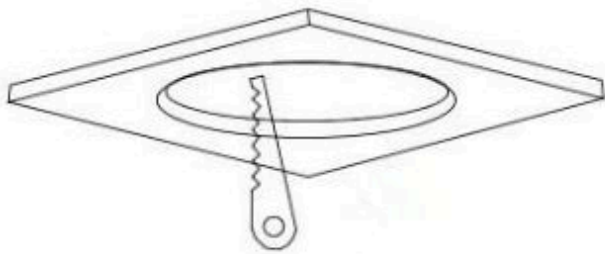
- CTCL-1533PHD-WH-C
- DV-600PR-WH-C
- MA-LFQHW-WH-C
- MACL-153MH-WH-C
- TT-300H-WH-CSA
- MACL-153MRHW-WHC
- CT-600P
- SCL-153P
- CTCL-153P
- DVCL-153P
- MACL-153M
- S-600P

### Leviton Brand:

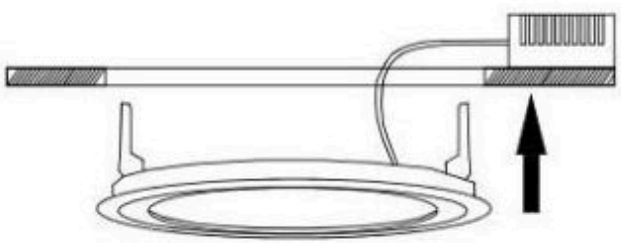
- 6681-732
- IPSD6-722

## Installation

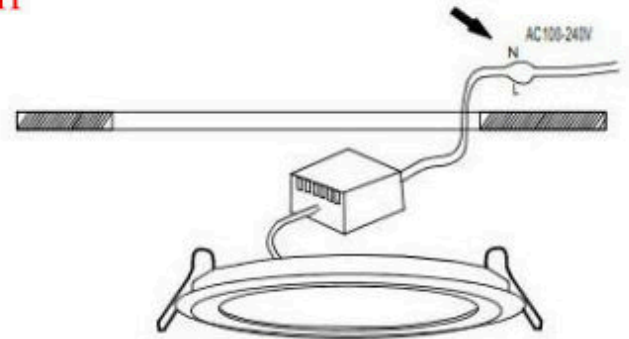
Turn off the switch before application



1- drill on the ceiling;



3- straight the spring,  
then put into the hole;



2- connect with the driver,  
make the insulation measure;



4- finished.