

LED VAPOR TIGHT

PRODUCT FEATURES



APPLICATION


Vapor tight fixture are built for powerful lighting in harsh environments like car washer, airports, tunnels, parking garages and other maintenance areas...

ORDER NUMBER

MODEL NUMBER	NAME	EFFICACY	WATT	CCT	VOLTAGE	ANGLE
38VPT014FTLEDXX	4FT Vapor Tight	130LPW	38W	35/40/50K	120-277V	110°
45VPT014FTLEDXX	4FT Vapor Tight	130LPW	45W	35/40/50K	120-277V	110°
52VPT014FTLEDXX	4FT Vapor Tight	130LPW	52W	35/40/50K	120-277V	110°
75VPT018FTLEDXX	8FT Vapor Tight	130LPW	75W	35/40/50K	120-277V	110°
90VPT018FTLEDXX	8FT Vapor Tight	130LPW	90W	35/40/50K	120-277V	110°

LINE DRAWING

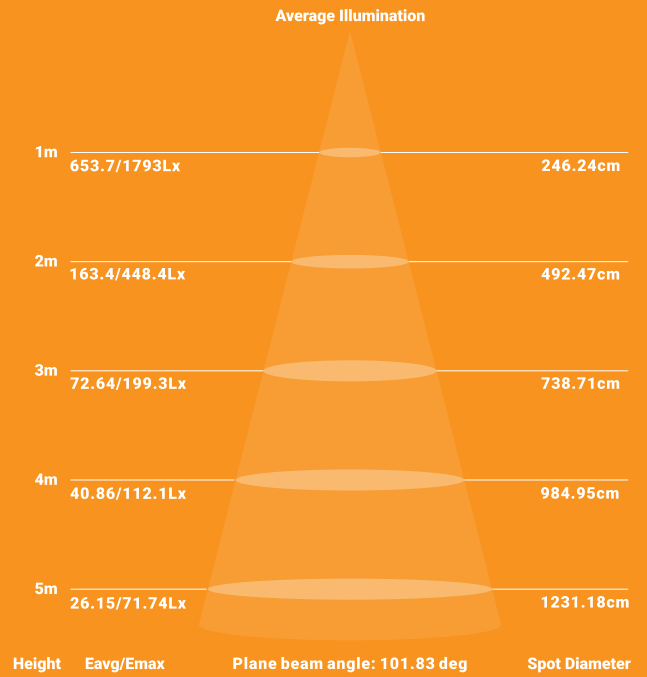
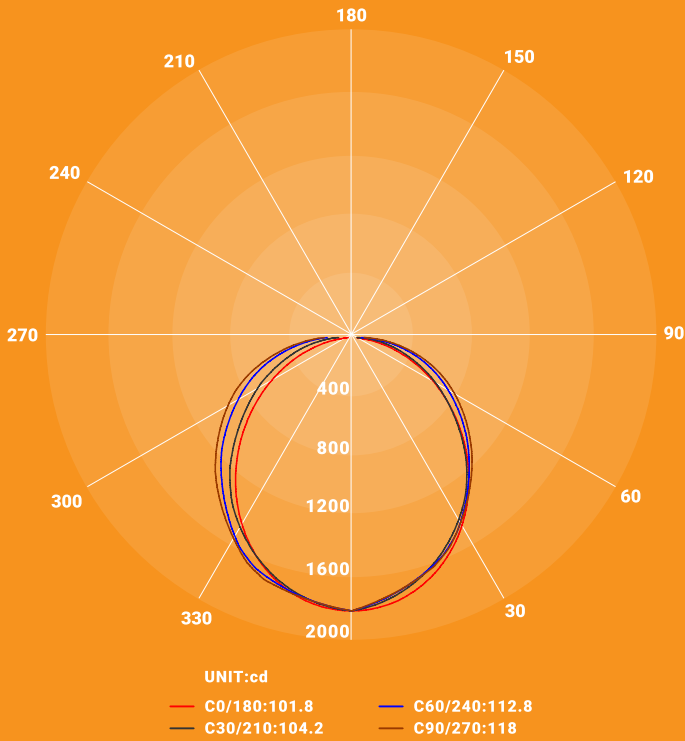
DIMENSIONS	L (mm)	W (mm)	H (mm)
2FT	600	90	80
4FT	1200	90	80
8FT	2400	90	80



LED VAPOR TIGHT

LUMINOUS INTENSITY DISTRIBUTION CURVE

(4FT 38W@4000K)



(4FT 52W@4000K)

