

Up Down Corn bulb with E39 mogul base designed for retrofit traditional fixtures, great for parking lot light, garden light or post top fixture bulb replacement.

Best Quality driver and thermal management. High-performance chips that lasts 50,000 HRS . It's ideal for replacing 60- 250W Metal Halide , with typical energy savings of 80%



Widely used in supermarket, warehouse, garage, home, office, hotel, hospital, school, street, garden etc.



Electric Characteristic

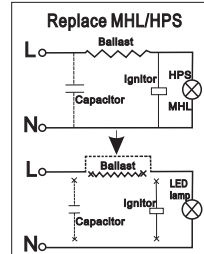
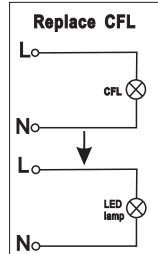
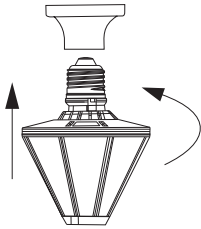
Specification/Model	LS-TCLWU30WZ-XXK	LS-TCLWU40WZ-XXK	LS-TCLWU50WZ-XXK	LS-TCLWU60WZ-XXK	LS-TCLWU80WZ-XXK
LED Chips	SMD 2835				
Input power	30W	40W	50W	60W	80W
Lumens output	3300-3600LM	4400-4800LM	5500-6000LM	6600-7200LM	8800-9600LM
Efficiency	110-130LM/W				
CRI	>80Ra				
Color Temperature	3000/4000/5000K				
Input voltage	100-277V UL Driver				
Lighting beam Angle	360D				
Waterproof Rating	IP 64				
Working temperature	-30~+80℃				
Junction temperature	<75℃				
lamps efficiency	≥90%				
Based	E39/EX39				
Certificates	UL,CUL				
Equivalent	60-100W MH/HPS	80-150W MH/HPS	120-175W MH/HPS	150-225W MH/HPS	200-250W MH/HPS

Ordering Information

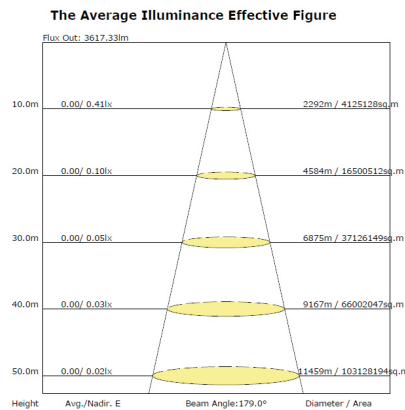
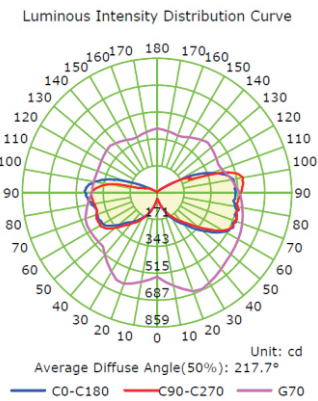
Example: LS-TCLW30W-30K-N-T

Product	Power	Replacement	Color Temperature	Photocell	Furnish
LS-TCLWU30WZ-XXK	30W	60-100W MH/HPS	30K 3000K 40K 4000K 50K 5000K 57K 5700K	N not dimming	T-White
LS-TCLWU40WZ-XXK	40W	80-150W MH/HPS			
LS-TCLWU50WZ-XXK	50W	120-175W MH/HPS			
LS-TCLWU60WZ-XXK	60W	150-225W MH/HPS			
LS-TCLWU80WZ-XXK	80W	200-250W MH/HPS			

Installation Options



Photometrics

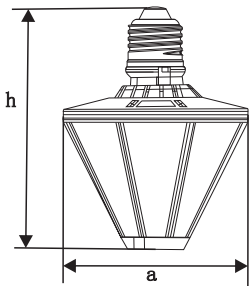


Projected LED Lumen Maintenance

Operating hours	0	25000	50000
Lumen maintenance factor	1	0.91	0.8

Data references the extrapolated performance projections for the Corn Bulb LED platform in a 25°C ambient, based on 10,000 hours of LED testing (tested per IESNA LM - 80-08 and projected per IESNA TM-21-11).

Dimensions: (inch)



Power Base	30W	40W	50W	60W	80W
E39 : D*H	φ 5.1 * 7	φ 5.1 * 7	φ 5.1 * 7	φ 5.1 * 7	φ 5.1*7.8
Ex39: D*H	φ 5.1 * 7	φ 5.1 * 7	φ 5.1 * 7	φ 5.1 * 7	φ 5.1 * 7.8

After Sale Service:

The product refers to electricians knowledge. Please don't disassemble it by yourself. If any quality problem happens, please contact the factory for warranty details.

NOTE: Actual performance may differ as a result of end-user environment and application. All values are without notice.