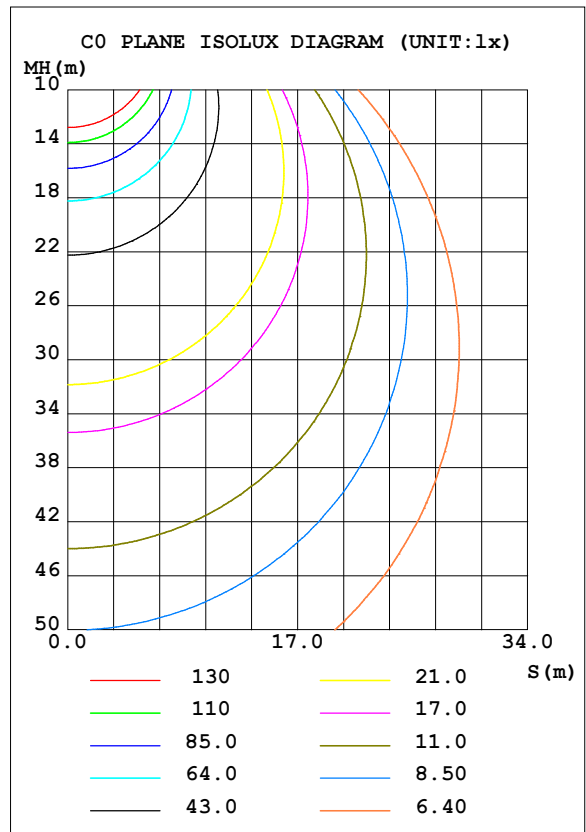
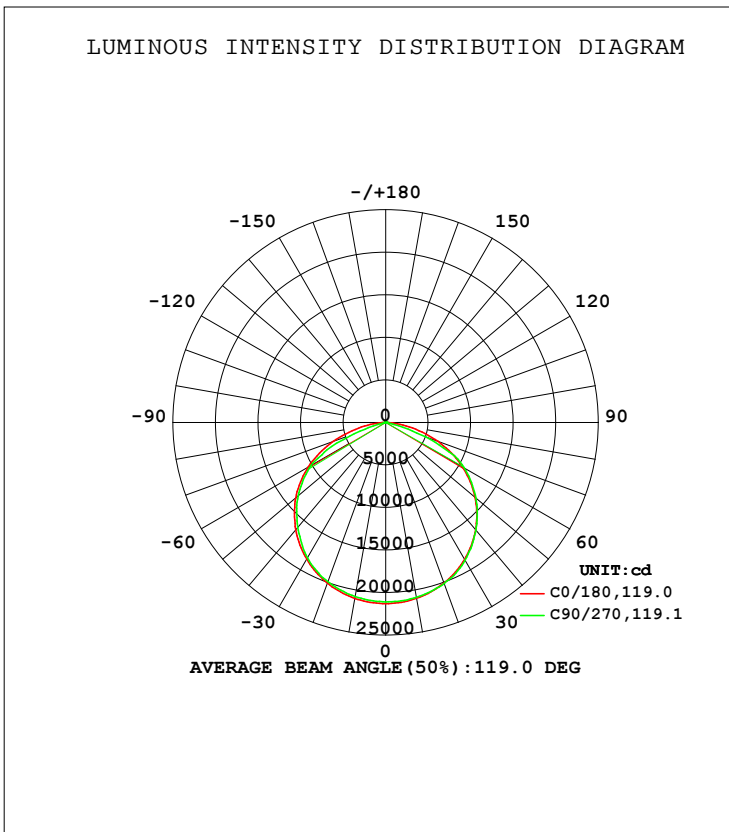


LUMINAIRE PHOTOMETRIC TEST REPORT

NAME: SPZLHB24F320	TYPE:	WEIGHT:
SPEC.:	DIM.:	SERIAL No.:1
MFR.: EVERFINE	SUR.:	Shielding Angle:

DATA OF LAMP		PHOTOMETRIC DATA Eff: 196.71 lm/W			
MODEL	SPZLHB24F320	I _{max} (cd)	21291	S/MH (C0/180)	1.30
NOMINAL POWER (W)	320	LOR (%)	100.0	S/MH (C90/270)	1.29
RATED VOLTAGE (V)	120-277	TOTAL FLUX (lm)	62577	η UP, DN (C0-180)	0.3, 50.4
NOMINAL FLUX (lm)	62577.1	CIE CLASS	DIRECT	η UP, DN (C180-360)	0.3, 48.9
LAMPS INSIDE	1	η up (%)	0.6	CIBSE SHR NOM	1.25
TEST VOLTAGE (V)	220	η down (%)	99.4	CIBSE SHR MAX	1.35



C Range: 0 - 360DEG
 C Interval: 22.5DEG
 Test Speed: HIGH
 Temperature: 25.3DEG
 Operators: DAMIN
 Test Date: 2018-11-13

γ Range: 0 - 180DEG
 γ Interval: 1.0DEG
 Test System: EVERFINE GO-2000B_V1 SYSTEM V2.0.361
 Humidity: 65.0%
 Test Distance: 6.476m [K=1.0000]
 Remarks:

ZONAL FLUX DIAGRAM

ZONAL FLUX DIAGRAM:

γ	C0	C45	C90	C135	C180	C225	C270	C315	γ	Φ zone	Φ total	%lum, lamp
10	2099	2091	2085	2080	2100	2083	2077	2071	0- 10	2003	2003	3.2,3.2
20	2009	2010	2012	1999	2009	1999	1992	1982	10- 20	5788	7791	12.5,12.5
30	1858	1877	1870	1864	1856	1856	1838	1837	20- 30	8925	16716	26.7,26.7
40	1645	1658	1651	1660	1646	1638	1609	1620	30- 40	10979	27696	44.3,44.3
50	1373	1380	1385	1380	1383	1359	1344	1341	40- 50	11655	39351	62.9,62.9
60	1041	1053	1065	1056	1052	1028	1013	1009	50- 60	10834	50185	80.2,80.2
70	656.3	648.6	500.6	684.8	658.2	603.8	393.3	596.9	60- 70	8210	58396	93.3,93.3
80	247.0	64.07	22.68	84.93	254.9	45.18	22.90	44.43	70- 80	3390	61786	98.7,98.7
90	2.805	3.631	3.844	3.743	3.756	3.664	3.023	3.053	80- 90	397.9	62184	99.4,99.4
100	4.305	3.873	3.259	3.811	5.374	5.089	4.517	4.935	90-100	38.54	62222	99.4,99.4
110	5.328	4.939	4.631	4.948	6.601	6.333	5.996	6.154	100-110	53.44	62276	99.5,99.5
120	6.198	5.928	5.521	5.964	7.599	7.393	7.017	7.242	110-120	60.65	62336	99.6,99.6
130	6.908	6.619	6.498	6.555	8.345	7.962	7.922	7.900	120-130	62.62	62399	99.7,99.7
140	7.331	6.920	6.859	7.090	8.629	8.263	8.076	8.030	130-140	58.20	62457	99.8,99.8
150	7.821	7.209	7.245	7.924	8.766	8.662	7.942	7.902	140-150	48.80	62506	99.9,99.9
160	8.159	7.749	8.170	8.905	8.766	9.340	8.633	8.253	150-160	37.94	62544	99.9,99.9
170	8.516	8.500	9.230	9.155	8.834	9.437	9.493	8.715	160-170	24.76	62568	100,100
180	8.832	9.016	9.273	8.987	8.861	9.036	9.285	8.987	170-180	8.615	62577	100,100
DEG	LUMINOUS INTENSITY:×10cd									UNIT:lm		

Conical surface Flux(90deg): 33528 lm

%lum = 53.6%

%lamp = 53.6%

Conical surface Flux(120deg): 50185 lm

%lum = 80.2%

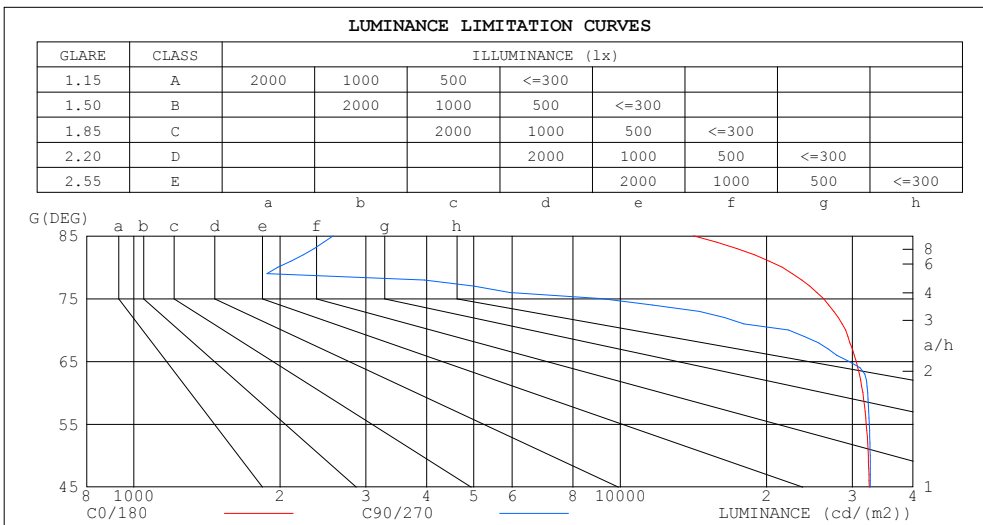
%lamp = 80.2%

C Range: 0 - 360DEG
 C Interval: 22.5DEG
 Test Speed: HIGH
 Temperature:25.3DEG
 Operators:DAMIN
 Test Date:2018-11-13

γ Range: 0 - 180DEG
 γ Interval: 1.0DEG
 Test System:EVERFINE GO-2000B_V1 SYSTEM V2.0.361
 Humidity:65.0%
 Test Distance:6.476m [K=1.0000]
 Remarks:

LUMINANCE LIMITATION CURVES

NAME: SPZLHB24F320	TYPE:	WEIGHT:
SPEC.:	DIM.:	SERIAL No.: 1
MFR.: EVERFINE	SUR.:	Shielding Angle:



LUMINANCE cd/(m2)		
G (DEG)	C0/180	C90/270
85	14160	2571
80	21552	1979
75	26196	9150
70	29075	22178
65	30585	29527
60	31547	32277
55	32052	32528
50	32369	32656
45	32512	32664

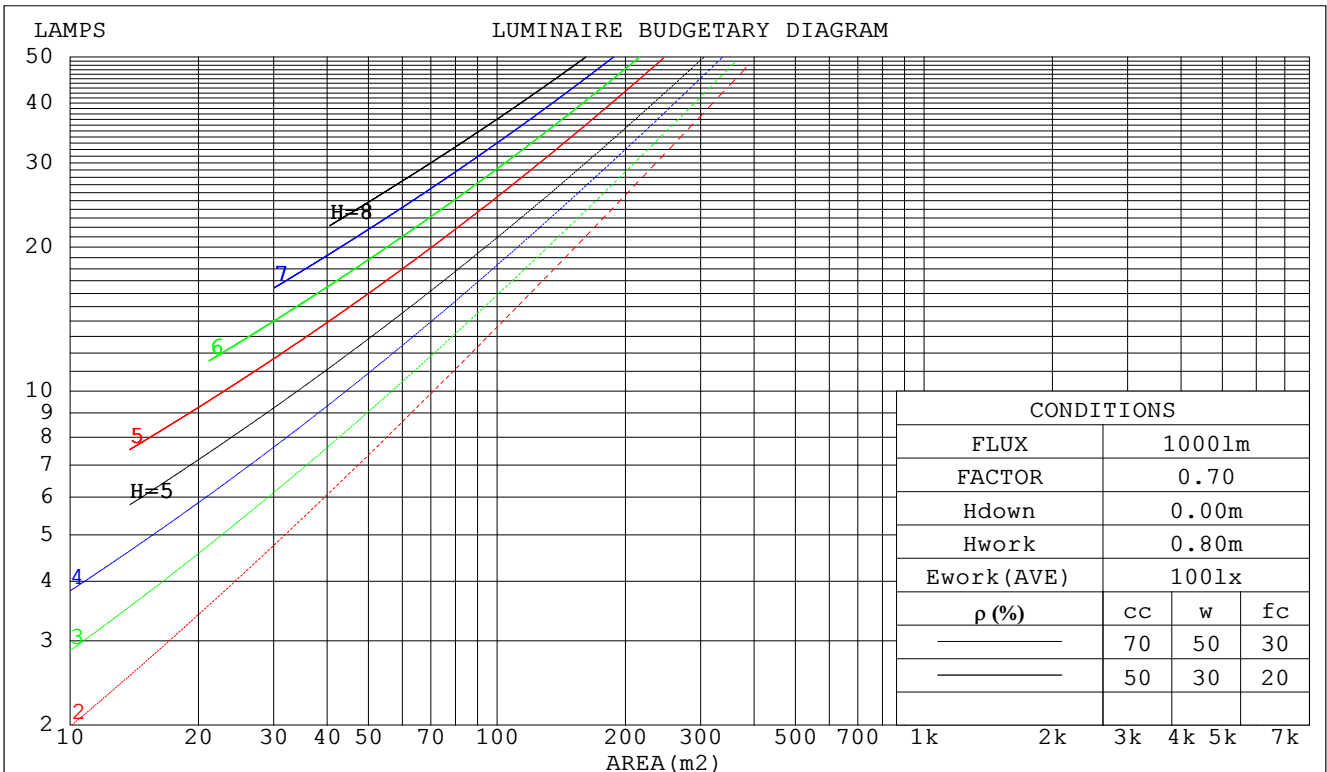
C Range: 0 - 360DEG
 C Interval: 22.5DEG
 Test Speed: HIGH
 Temperature: 25.3DEG
 Operators: DAMIN
 Test Date: 2018-11-13

γ Range: 0 - 180DEG
 γ Interval: 1.0DEG
 Test System: EVERFINE GO-2000B_V1 SYSTEM V2.0.361
 Humidity: 65.0%
 Test Distance: 6.476m [K=1.0000]
 Remarks:

CU AND LUMINAIRE BUDGETARY ESTIMATE DIAGRAM

NAME: SPZLHB24F320	TYPE:	WEIGHT:
SPEC.:	DIM.:	SERIAL No.: 1
MFR.: EVERFINE	SUR.:	Shielding Angle:

ρ_{cc}	80%			70%			50%			30%			10%			0														
ρ_w	50%	30%	10%	50%	30%	10%	50%	30%	10%	50%	30%	10%	50%	30%	10%	0														
ρ_{fc}	20%			20%			20%			20%			20%			0														
RCR	RCR:Room Cavity Ratio															Coefficients of Utilization(CU)														
0.0	1.19	1.19	1.19	1.16	1.16	1.16	1.11	1.11	1.11	1.06	1.06	1.06	1.01	1.01	1.01	.99														
1.0	1.05	1.01	.97	1.02	.99	.95	.98	.95	.92	.94	.91	.89	.90	.88	.86	.84														
2.0	.91	.85	.79	.89	.83	.78	.86	.81	.76	.82	.78	.74	.79	.76	.73	.70														
3.0	.80	.72	.66	.78	.71	.65	.75	.69	.64	.73	.67	.62	.70	.65	.61	.59														
4.0	.71	.62	.55	.69	.61	.55	.67	.60	.54	.64	.58	.53	.62	.57	.52	.50														
5.0	.63	.54	.47	.62	.53	.47	.60	.52	.47	.58	.51	.46	.56	.50	.45	.43														
6.0	.57	.48	.41	.56	.47	.41	.54	.46	.41	.52	.45	.40	.50	.44	.40	.38														
7.0	.51	.42	.36	.50	.42	.36	.49	.41	.36	.47	.41	.36	.46	.40	.35	.33														
8.0	.47	.38	.32	.46	.38	.32	.45	.37	.32	.43	.37	.32	.42	.36	.31	.30														
9.0	.43	.35	.29	.42	.34	.29	.41	.34	.29	.40	.33	.28	.39	.33	.28	.26														
10.0	.39	.31	.26	.39	.31	.26	.38	.31	.26	.37	.30	.26	.36	.30	.26	.24														



C Range: 0 - 360DEG
 C Interval: 22.5DEG
 Test Speed: HIGH
 Temperature:25.3DEG
 Operators:DAMIN
 Test Date:2018-11-13

γ Range: 0 - 180DEG
 γ Interval: 1.0DEG
 Test System:EVERFINE GO-2000B_V1 SYSTEM V2.0.361
 Humidity:65.0%
 Test Distance:6.476m [K=1.0000]
 Remarks:

WEC AND CCEC

NAME: SPZLHB24F320	TYPE:	WEIGHT:
SPEC.:	DIM.:	SERIAL No.:1
MFR.: EVERFINE	SUR.:	Shielding Angle:

ρ_{CC}	80%			70%			50%			30%			10%			0
ρ_w	50%	30%	10%	50%	30%	10%	50%	30%	10%	50%	30%	10%	50%	30%	10%	0
ρ_{fc}	20%			20%			20%			20%			20%			0
RCR	RCR:Room Cavity Ratio						Wall Exitance Coefficients (WEC)									
0.0																
1.0	.293	.166	.053	.286	.163	.052	.272	.156	.050	.260	.150	.048	.248	.144	.046	
2.0	.283	.155	.048	.276	.152	.047	.264	.147	.046	.253	.142	.044	.243	.137	.043	
3.0	.265	.141	.042	.259	.139	.042	.248	.135	.041	.239	.131	.040	.230	.127	.039	
4.0	.246	.128	.038	.241	.126	.037	.232	.123	.037	.223	.120	.036	.215	.117	.036	
5.0	.229	.116	.034	.224	.115	.034	.216	.112	.033	.208	.110	.033	.201	.107	.032	
6.0	.213	.107	.031	.209	.105	.030	.201	.103	.030	.194	.101	.030	.188	.099	.029	
7.0	.198	.098	.028	.195	.097	.028	.188	.095	.027	.182	.093	.027	.176	.091	.027	
8.0	.185	.091	.025	.182	.090	.025	.176	.088	.025	.171	.086	.025	.165	.085	.025	
9.0	.174	.084	.023	.171	.083	.023	.166	.082	.023	.160	.080	.023	.156	.079	.023	
10.0	.164	.078	.022	.161	.078	.022	.156	.076	.022	.151	.075	.021	.147	.074	.021	

ρ_{CC}	80%			70%			50%			30%			10%			0
ρ_w	50%	30%	10%	50%	30%	10%	50%	30%	10%	50%	30%	10%	50%	30%	10%	0
ρ_{fc}	20%			20%			20%			20%			20%			0
RCR	RCR:Room Cavity Ratio						Ceiling Cavity Exitance Coefficients (CCEC)									
0.0	.195	.195	.195	.167	.167	.167	.114	.114	.114	.065	.065	.065	.021	.021	.021	
1.0	.184	.161	.141	.157	.138	.121	.108	.095	.084	.062	.055	.049	.020	.018	.016	
2.0	.176	.137	.104	.151	.118	.090	.103	.081	.063	.060	.047	.037	.019	.015	.012	
3.0	.168	.119	.080	.144	.103	.069	.099	.071	.049	.057	.042	.029	.018	.014	.009	
4.0	.161	.106	.064	.138	.091	.055	.095	.064	.039	.055	.037	.023	.018	.012	.008	
5.0	.154	.095	.052	.132	.083	.046	.091	.058	.032	.053	.034	.019	.017	.011	.006	
6.0	.147	.087	.044	.126	.075	.039	.087	.053	.027	.051	.031	.016	.016	.010	.005	
7.0	.140	.080	.038	.121	.070	.033	.083	.049	.024	.048	.029	.014	.016	.009	.005	
8.0	.134	.074	.034	.115	.065	.029	.080	.045	.021	.046	.027	.012	.015	.009	.004	
9.0	.128	.070	.030	.110	.060	.026	.076	.042	.019	.044	.025	.011	.014	.008	.004	
10.0	.122	.065	.027	.105	.057	.024	.073	.040	.017	.043	.024	.010	.014	.008	.003	

C Range: 0 - 360DEG
 C Interval: 22.5DEG
 Test Speed: HIGH
 Temperature:25.3DEG
 Operators:DAMIN
 Test Date:2018-11-13

γ Range: 0 - 180DEG
 γ Interval: 1.0DEG
 Test System:EVERFINE GO-2000B_V1 SYSTEM V2.0.361
 Humidity:65.0%
 Test Distance:6.476m [K=1.0000]
 Remarks:

UGR(Unified Glare Rating) Table

NAME: SPZLHB24F320					TYPE:					WEIGHT:				
SPEC.:					DIM.:					SERIAL No.:1				
MFR.: EVERFINE					SUR.:					Shielding Angle:				
ceiling/cavity	0.7	0.7	0.5	0.5	0.3	0.7	0.7	0.5	0.5	0.3				
walls	0.5	0.3	0.5	0.3	0.3	0.5	0.3	0.5	0.3	0.3				
working plane	0.2	0.2	0.2	0.2	0.2	0.2	0.2	0.2	0.2	0.2				
Room dimensions	Viewed crosswise					Viewed endwise								
x = 2H y = 2H	10.9	12.4	11.1	12.6	12.8	10.9	12.4	11.2	12.6	12.9				
3H	12.4	13.8	12.7	14.1	14.3	12.1	13.5	12.4	13.7	14.0				
4H	13.0	14.3	13.4	14.6	14.9	12.2	13.5	12.5	13.7	14.0				
6H	13.4	14.6	13.7	14.9	15.2	12.1	13.3	12.4	13.6	13.9				
8H	13.5	14.7	13.8	14.9	15.2	12.0	13.2	12.4	13.5	13.8				
12H	13.5	14.6	13.8	14.9	15.2	12.0	13.1	12.3	13.4	13.7				
4H 2H	11.5	12.8	11.8	13.1	13.4	11.6	12.9	11.9	13.1	13.4				
3H	13.3	14.4	13.6	14.7	15.0	12.8	14.0	13.2	14.3	14.6				
4H	14.0	15.0	14.3	15.3	15.7	12.9	14.0	13.3	14.3	14.7				
6H	14.4	15.3	14.8	15.7	16.1	12.9	13.8	13.3	14.1	14.5				
8H	14.5	15.4	14.9	15.7	16.1	12.8	13.7	13.2	14.0	14.4				
12H	14.5	15.3	15.0	15.7	16.1	12.8	13.6	13.2	14.0	14.4				
8H 4H	14.0	14.9	14.5	15.3	15.7	13.1	13.9	13.5	14.3	14.7				
6H	14.6	15.3	15.0	15.7	16.1	13.0	13.7	13.5	14.1	14.6				
8H	14.7	15.3	15.1	15.7	16.2	13.0	13.6	13.5	14.0	14.5				
12H	14.7	15.2	15.2	15.7	16.2	13.0	13.5	13.4	13.9	14.4				
12H 4H	14.0	14.8	14.4	15.2	15.6	13.1	13.8	13.5	14.2	14.7				
6H	14.5	15.2	15.0	15.6	16.1	13.0	13.6	13.5	14.1	14.5				
8H	14.6	15.2	15.1	15.6	16.1	13.0	13.5	13.5	14.0	14.5				
Variations with the observer position at spacings:														
S = 1.0H	+ 0.2 / - 0.2					+ 0.2 / - 0.3								
1.5H	+ 0.2 / - 0.3					+ 0.3 / - 0.5								
2.0H	+ 0.2 / - 0.4					+ 0.3 / - 0.8								

CIE Pub.117, 62577 lm Total Lamp Luminous Flux Correct (8log(F/F0) = 14.4)

C Range: 0 - 360DEG
 C Interval: 22.5DEG
 Test Speed: HIGH
 Temperature:25.3DEG
 Operators:DAMIN
 Test Date:2018-11-13

γ Range: 0 - 180DEG
 γ Interval: 1.0DEG
 Test System:EVERFINE GO-2000B_V1 SYSTEM V2.0.361
 Humidity:65.0%
 Test Distance:6.476m [K=1.0000]
 Remarks:

UTILIZATION FACTORS TABLE

NAME: SPZLHB24F320	TYPE:	WEIGHT:
SPEC.:	DIM.:	SERIAL No.: 1
MFR.: EVERFINE	SUR.:	Shielding Angle:

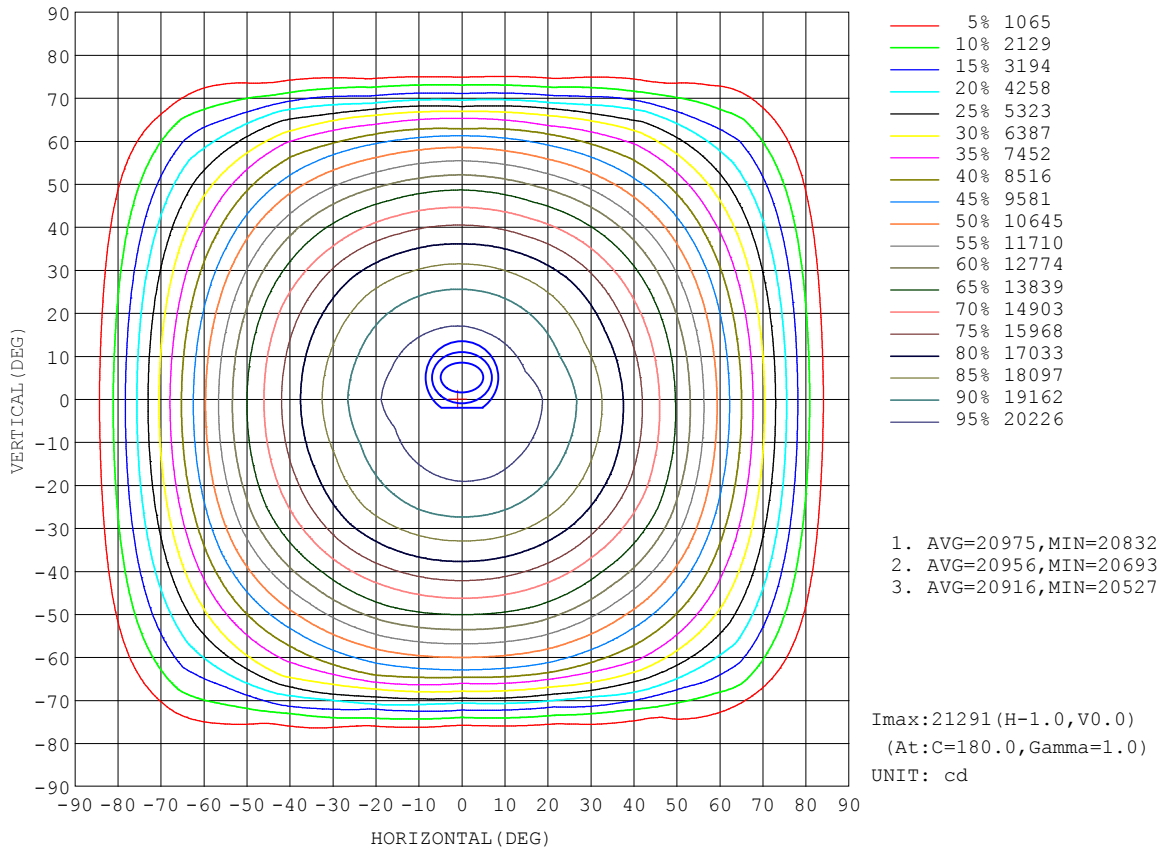
REFLECTANCE										
Ceiling	0.8	0.8	0.8	0.7	0.7	0.7	0.5	0.5	0.5	0
Walls	0.7	0.5	0.3	0.7	0.5	0.3	0.7	0.5	0.3	0
Working plane	0.2	0.2	0.2	0.2	0.2	0.2	0.2	0.2	0.2	0
ROOM INDEX	UTILIZATION FACTORS (PERCENT) $k(RI) \times RCR = 5$									
k = 0.60	57	45	38	56	45	38	55	45	38	32
0.80	67	56	48	66	55	48	64	54	48	41
1.00	76	65	58	75	64	57	73	66	57	50
1.25	83	73	66	82	72	65	79	71	65	57
1.50	88	79	72	87	78	71	84	76	70	63
2.00	95	87	81	94	86	80	90	84	78	71
2.50	99	92	86	97	90	85	93	88	83	75
3.00	103	96	91	101	95	90	96	92	87	79
4.00	107	101	97	104	99	95	100	96	93	84
5.00	109	105	101	107	103	99	102	99	96	87
ROOM INDEX	UF(total)									Direct
According to DIN EN 13032-2 2004			Suspended				SHRNOM = 1.25			

C Range: 0 - 360DEG
 C Interval: 22.5DEG
 Test Speed: HIGH
 Temperature:25.3DEG
 Operators:DAMIN
 Test Date:2018-11-13

γ Range: 0 - 180DEG
 γ Interval: 1.0DEG
 Test System:EVERFINE GO-2000B_V1 SYSTEM V2.0.361
 Humidity:65.0%
 Test Distance:6.476m [K=1.0000]
 Remarks:

ISOCANDELA DIAGRAM

NAME: SPZLHB24F320	TYPE:	WEIGHT:
SPEC.:	DIM.:	SERIAL No.:1
MFR.: EVERFINE	SUR.:	Shielding Angle:

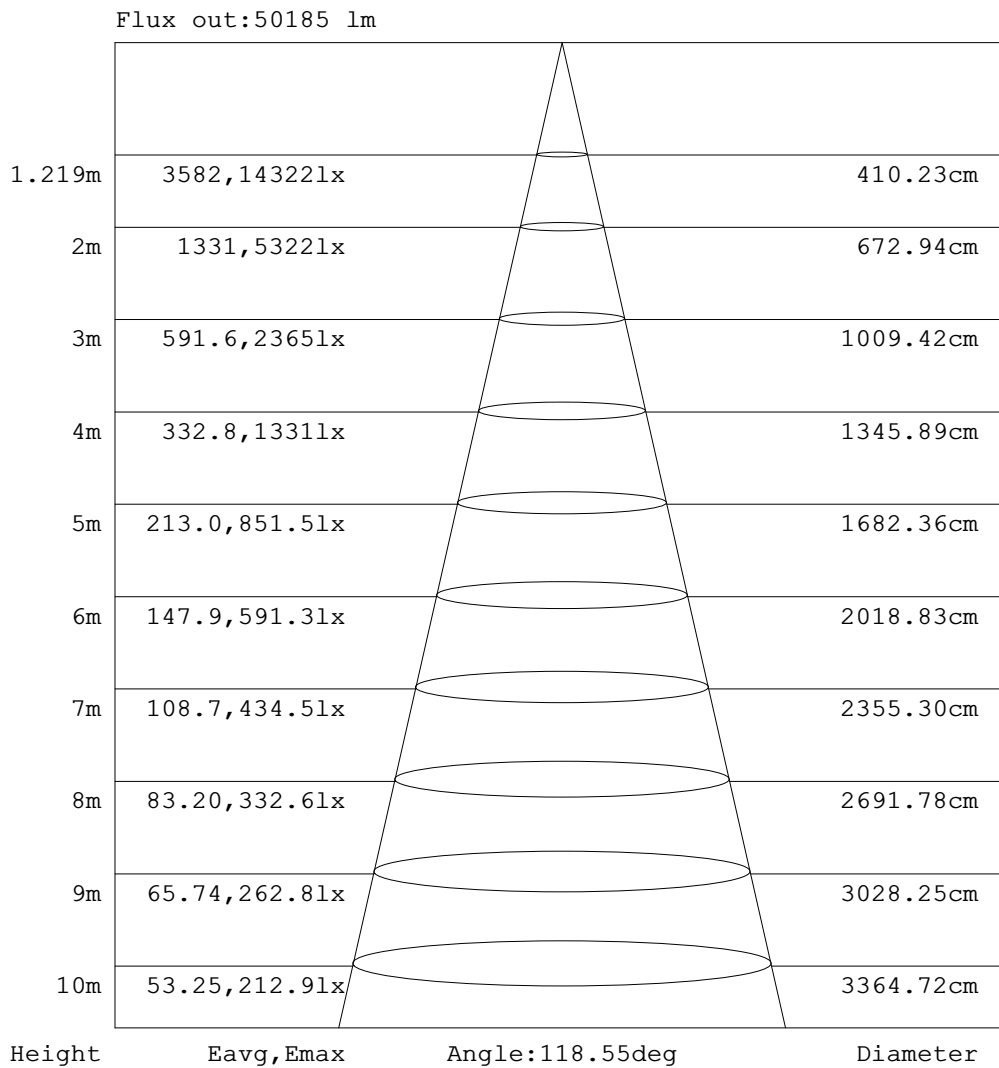


C Range: 0 - 360DEG
 C Interval: 22.5DEG
 Test Speed: HIGH
 Temperature:25.3DEG
 Operators:DAMIN
 Test Date:2018-11-13

γ Range: 0 - 180DEG
 γ Interval: 1.0DEG
 Test System:EVERFINE GO-2000B_V1 SYSTEM V2.0.361
 Humidity:65.0%
 Test Distance:6.476m [K=1.0000]
 Remarks:

AAI Figure

NAME: SPZLHB24F320	TYPE:	WEIGHT:
SPEC.:	DIM.:	SERIAL No.:1
MFR.: EVERFINE	SUR.:	Shielding Angle:



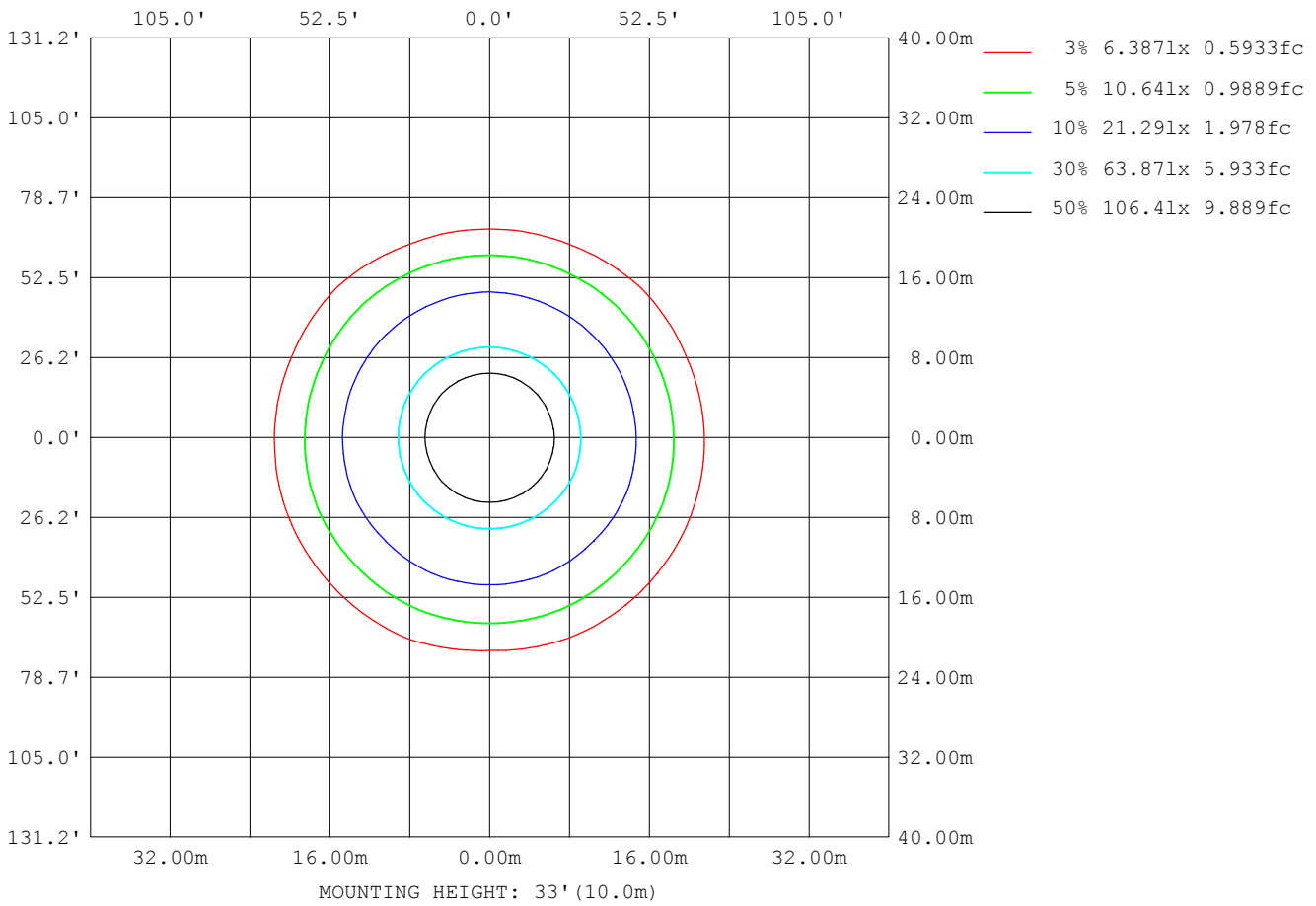
Note:The Curves indicate the illuminated area and the average illumination when the luminaire is at different distance.

C Range: 0 - 360DEG
 C Interval: 22.5DEG
 Test Speed: HIGH
 Temperature:25.3DEG
 Operators:DAMIN
 Test Date:2018-11-13

γ Range: 0 - 180DEG
 γ Interval: 1.0DEG
 Test System:EVERFINE GO-2000B_V1 SYSTEM V2.0.361
 Humidity:65.0%
 Test Distance:6.476m [K=1.0000]
 Remarks:

ISOLUX DIAGRAM

NAME: SPZLHB24F320	TYPE:	WEIGHT:
SPEC.:	DIM.:	SERIAL No.: 1
MFR.: EVERFINE	SUR.:	Shielding Angle:



C Range: 0 - 360DEG
 C Interval: 22.5DEG
 Test Speed: HIGH
 Temperature: 25.3DEG
 Operators: DAMIN
 Test Date: 2018-11-13

γ Range: 0 - 180DEG
 γ Interval: 1.0DEG
 Test System: EVERFINE GO-2000B_V1 SYSTEM V2.0.361
 Humidity: 65.0%
 Test Distance: 6.476m [K=1.0000]
 Remarks:

LED Avg.L Report

NAME: SPZLHB24F320	TYPE:	WEIGHT:
SPEC.:	DIM.:	SERIAL No.:1
MFR.: EVERFINE	SUR.:	Shielding Angle:

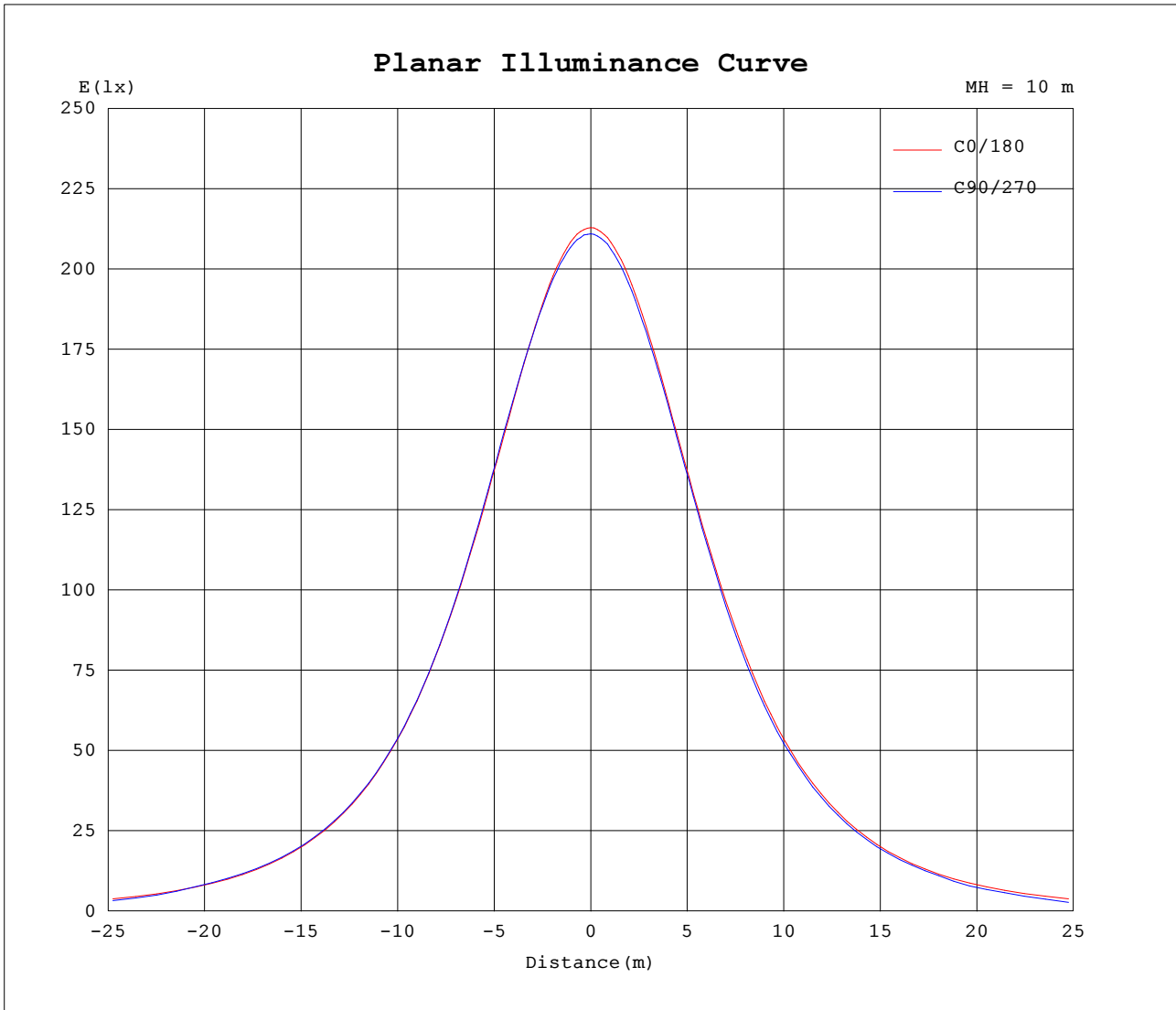
AvgL	cd/m2
L_0~180 (65) av	30735
L_0~180 (75) av	26289
L_0~180 (85) av	14699
L_90~270 (65) av	28436
L_90~270 (75) av	7422
L_90~270 (85) av	2438
L_45 (65) av	30599
L_45 (75) av	19269
L_45 (85) av	2455

Standard: GB/T 29293-2012

C Range: 0 - 360DEG
 C Interval: 22.5DEG
 Test Speed: HIGH
 Temperature:25.3DEG
 Operators:DAMIN
 Test Date:2018-11-13

γ Range: 0 - 180DEG
 γ Interval: 1.0DEG
 Test System:EVERFINE GO-2000B_V1 SYSTEM V2.0.361
 Humidity:65.0%
 Test Distance:6.476m [K=1.0000]
 Remarks:

Planar Illuminance Curve



C Range: 0 - 360DEG
 C Interval: 22.5DEG
 Test Speed: HIGH
 Temperature: 25.3DEG
 Operators: DAMIN
 Test Date: 2018-11-13

γ Range: 0 - 180DEG
 γ Interval: 1.0DEG
 Test System: EVERFINE GO-2000B_V1 SYSTEM V2.0.361
 Humidity: 65.0%
 Test Distance: 6.476m [K=1.0000]
 Remarks:

LUMINOUS DISTRIBUTION INTENSITY DATA

NAME: SPZLHB24F320	TYPE:	WEIGHT:
SPEC.:	DIM.:	SERIAL No.:1
MFR.: EVERFINE	SUR.:	Shielding Angle:

Table--1

UNIT: ×10cd

C (DEG) \ γ (DEG)	0	22.5	45	67.5	90	112.5	135	157.5	180	202.5	225	247.5	270	292.5	315	337.5			
0	2129	2122	2117	2113	2110	2107	2105	2103	2129	2122	2117	2113	2110	2107	2105	2103			
5	2121	2115	2111	2106	2105	2102	2100	2098	2122	2113	2108	2103	2102	2097	2095	2094			
10	2099	2094	2091	2087	2085	2084	2080	2078	2100	2089	2083	2079	2077	2072	2071	2071			
15	2061	2056	2057	2058	2059	2054	2047	2042	2062	2052	2048	2045	2040	2038	2034	2032			
20	2009	2008	2010	2014	2012	2011	1999	1990	2009	2000	1999	1993	1992	1985	1982	1980			
25	1940	1943	1949	1957	1955	1952	1940	1926	1941	1931	1933	1930	1924	1922	1917	1911			
30	1858	1864	1877	1873	1870	1870	1864	1847	1856	1851	1856	1845	1838	1837	1837	1829			
35	1760	1770	1779	1772	1768	1769	1773	1752	1759	1754	1757	1739	1729	1731	1736	1734			
40	1645	1662	1658	1651	1651	1651	1660	1646	1646	1644	1638	1614	1609	1605	1620	1623			
45	1517	1543	1524	1526	1524	1526	1528	1526	1517	1522	1497	1484	1480	1473	1486	1497			
50	1373	1408	1380	1394	1385	1395	1380	1399	1383	1376	1359	1339	1344	1328	1341	1358			
55	1213	1242	1223	1239	1231	1241	1224	1244	1225	1214	1200	1181	1185	1170	1181	1199			
60	1041	1061	1053	1072	1065	1072	1056	1068	1052	1035	1028	1009	1013	998	1009	1019			
65	853	869	871	873	824	893	875	877	861	842	843	769	763	756	825	825			
70	656	670	649	537	501	573	685	670	658	646	604	443	393	451	597	629			
75	447	463	328	190	156	229	397	464	451	440	289	130	97.3	138	302	423			
80	247	226	64.1	22.2	22.7	22.1	84.9	267	255	207	45.2	22.7	22.9	22.2	44.4	209			
85	81.5	23.1	14.4	14.9	14.8	15.2	14.5	33.3	87.7	12.6	14.3	13.6	13.3	13.0	13.3	14.2			
90	2.81	3.24	3.63	3.91	3.84	4.14	3.74	3.53	3.76	3.78	3.66	3.24	3.02	2.92	3.05	3.36			
95	3.61	3.42	3.00	2.50	2.31	2.48	2.94	3.37	4.55	4.48	4.11	3.67	3.44	3.63	4.01	4.37			
100	4.31	4.14	3.87	3.45	3.26	3.41	3.81	4.13	5.37	5.30	5.09	4.74	4.52	4.67	4.94	5.16			
105	4.86	4.71	4.48	4.20	4.07	4.17	4.45	4.76	6.03	5.97	5.78	5.55	5.38	5.45	5.59	5.83			
110	5.33	5.26	4.94	4.74	4.63	4.72	4.95	5.29	6.60	6.60	6.33	6.15	6.00	6.03	6.15	6.41			
115	5.77	5.69	5.38	5.17	5.10	5.16	5.46	5.74	7.12	7.09	6.87	6.65	6.51	6.54	6.71	6.91			
120	6.20	6.06	5.93	5.59	5.52	5.59	5.96	6.15	7.60	7.52	7.39	7.13	7.02	7.03	7.24	7.36			
125	6.59	6.46	6.34	6.12	6.00	6.13	6.30	6.51	8.02	7.89	7.76	7.59	7.47	7.54	7.62	7.75			
130	6.91	6.77	6.62	6.54	6.50	6.45	6.56	6.84	8.35	8.18	7.96	7.92	7.92	7.91	7.90	8.05			
135	7.16	6.98	6.81	6.75	6.73	6.64	6.79	7.16	8.55	8.39	8.14	8.02	8.09	8.05	8.04	8.21			
140	7.33	7.11	6.92	6.87	6.86	6.86	7.09	7.50	8.63	8.55	8.26	8.05	8.08	8.07	8.03	8.23			
145	7.54	7.27	7.02	6.97	6.97	7.13	7.45	7.87	8.65	8.72	8.40	8.10	7.94	7.96	7.95	8.18			
150	7.82	7.48	7.21	7.12	7.24	7.53	7.92	8.29	8.77	8.99	8.66	8.29	7.94	7.93	7.90	8.23			
155	8.01	7.67	7.42	7.39	7.65	8.04	8.45	8.58	8.76	9.16	8.99	8.66	8.24	8.01	8.02	8.27			
160	8.16	7.88	7.75	7.75	8.17	8.61	8.90	8.65	8.77	9.22	9.34	9.13	8.63	8.25	8.25	8.37			
165	8.33	8.17	8.13	8.34	8.89	9.07	9.15	8.69	8.78	9.13	9.49	9.41	9.21	8.67	8.48	8.47			
170	8.52	8.43	8.50	8.92	9.23	9.30	9.15	8.76	8.83	9.03	9.44	9.52	9.49	9.09	8.71	8.60			
175	8.69	8.66	8.81	9.24	9.32	9.34	9.10	8.80	8.88	8.96	9.25	9.41	9.46	9.32	8.88	8.74			
180	8.83	8.87	9.02	9.27	9.27	9.32	8.99	8.81	8.86	8.85	9.04	9.26	9.28	9.31	8.99	8.81			

C Range: 0 - 360DEG
 C Interval: 22.5DEG
 Test Speed: HIGH
 Temperature:25.3DEG
 Operators:DAMIN
 Test Date:2018-11-13

γ Range: 0 - 180DEG
 γ Interval: 1.0DEG
 Test System:EVERFINE GO-2000B_V1 SYSTEM V2.0.361
 Humidity:65.0%
 Test Distance:6.476m [K=1.0000]
 Remarks: