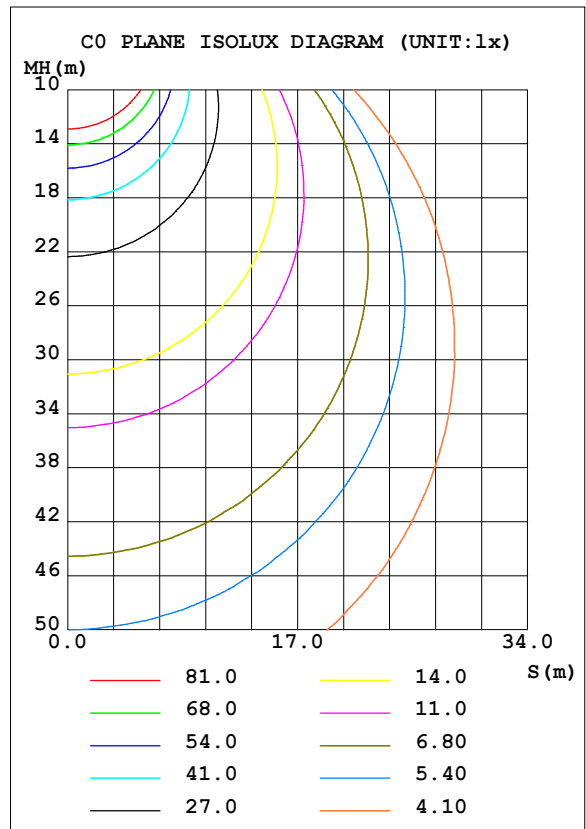
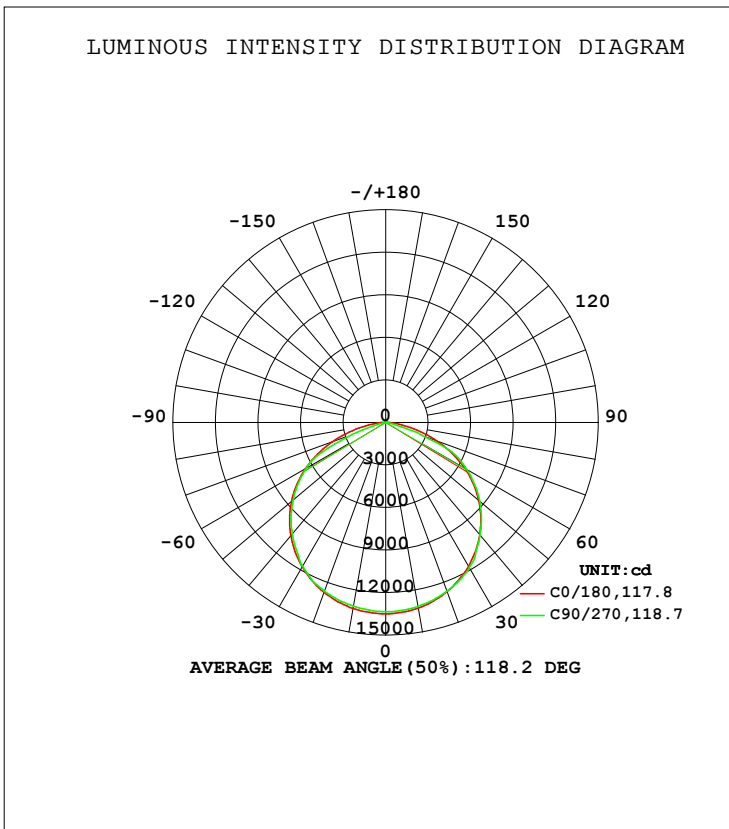


LUMINAIRE PHOTOMETRIC TEST REPORT

NAME: SPZLHB22F200	TYPE:	WEIGHT:
SPEC.:	DIM.:	SERIAL No.:1
MFR.: EVERFINE	SUR.:	Shielding Angle:

DATA OF LAMP		PHOTOMETRIC DATA Eff: 196.74 lm/W			
MODEL	SPZLHB22F200	I _{max} (cd)	13503	S/MH (C0/180)	1.30
NOMINAL POWER (W)	200	LOR (%)	100.0	S/MH (C90/270)	1.30
RATED VOLTAGE (V)	120-277	TOTAL FLUX (lm)	39390	η UP, DN (C0-180)	0.4, 50.0
NOMINAL FLUX (lm)	39390.2	CIE CLASS	DIRECT	η UP, DN (C180-360)	0.4, 49.2
LAMPS INSIDE	1	η up (%)	0.8	CIBSE SHR NOM	1.25
TEST VOLTAGE (V)	120	η down (%)	99.2	CIBSE SHR MAX	1.35



C Range: 0 - 360DEG
 C Interval: 22.5DEG
 Test Speed: HIGH
 Temperature: 25.3DEG
 Operators: DAMIN
 Test Date: 2018-11-13

γ Range: 0 - 180DEG
 γ Interval: 1.0DEG
 Test System: EVERFINE GO-2000B_V1 SYSTEM V2.0.361
 Humidity: 65.0%
 Test Distance: 6.476m [K=1.0000]
 Remarks:

ZONAL FLUX DIAGRAM

ZONAL FLUX DIAGRAM:

γ	C0	C45	C90	C135	C180	C225	C270	C315	γ	Φ zone	Φ total	%lum, lamp
10	1329	1321	1317	1315	1331	1321	1315	1312	0- 10	1268	1268	3.22,3.22
20	1268	1264	1266	1260	1274	1267	1266	1255	10- 20	3660	4928	12.5,12.5
30	1170	1175	1181	1172	1177	1180	1172	1164	20- 30	5642	10570	26.8,26.8
40	1032	1047	1036	1049	1041	1042	1025	1029	30- 40	6940	17510	44.5,44.5
50	856.7	860.0	866.5	863.3	867.3	859.8	853.7	844.5	40- 50	7344	24854	63.1,63.1
60	643.7	650.9	660.6	656.5	655.7	652.3	647.1	636.1	50- 60	6799	31654	80.4,80.4
70	386.2	412.1	287.8	416.5	400.9	403.4	255.4	392.5	60- 70	5145	36799	93.4,93.4
80	134.6	36.66	14.28	49.16	145.6	29.20	12.61	30.01	70- 80	2066	38864	98.7,98.7
90	1.643	2.295	2.521	2.176	2.480	1.904	1.613	1.786	80- 90	226.1	39091	99.2,99.2
100	2.507	2.389	2.207	2.301	3.048	3.026	2.981	3.094	90-100	22.84	39113	99.3,99.3
110	3.619	3.454	3.357	3.341	4.280	4.188	4.215	4.254	100-110	34.63	39148	99.4,99.4
120	4.595	4.487	4.356	4.362	5.319	5.301	5.320	5.371	110-120	43.25	39191	99.5,99.5
130	5.473	5.349	5.354	5.146	6.211	6.117	6.292	6.193	120-130	47.77	39239	99.6,99.6
140	6.082	5.964	5.980	5.817	6.750	6.645	6.813	6.687	130-140	46.95	39286	99.7,99.7
150	6.653	6.590	6.581	6.465	7.107	7.051	7.106	7.027	140-150	41.21	39327	99.8,99.8
160	7.388	7.349	7.294	7.283	7.707	7.659	7.655	7.655	150-160	32.93	39360	99.9,99.9
170	8.071	8.062	8.078	8.055	8.306	8.277	8.263	8.183	160-170	22.18	39382	100,100
180	8.363	8.443	8.296	8.396	8.394	8.460	8.315	8.407	170-180	7.889	39390	100,100
DEG	LUMINOUS INTENSITY: $\times 10\text{cd}$									UNIT:lm		

Conical surface Flux(90deg): 21190 lm

%lum = 53.8%

%lamp = 53.8%

Conical surface Flux(120deg): 31654 lm

%lum = 80.4%

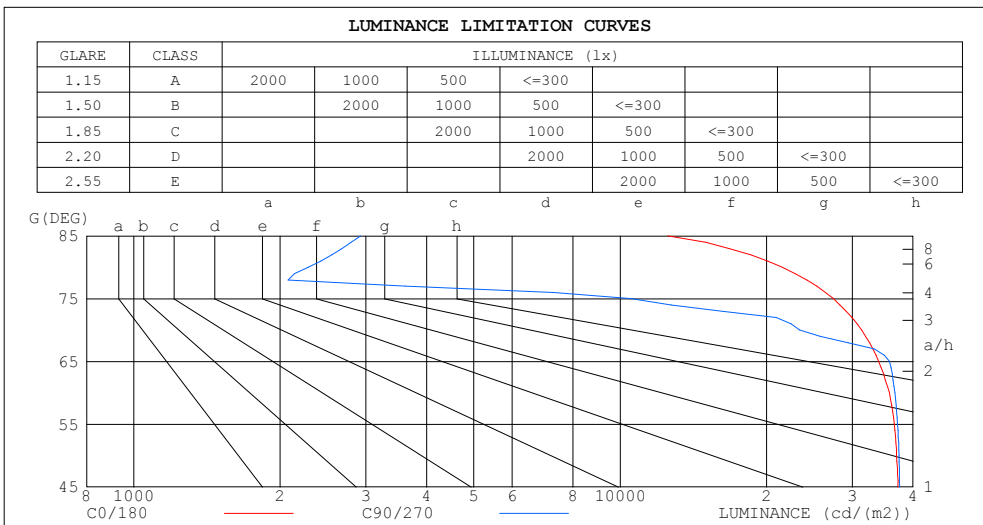
%lamp = 80.4%

C Range: 0 - 360DEG
 C Interval: 22.5DEG
 Test Speed: HIGH
 Temperature:25.3DEG
 Operators:DAMIN
 Test Date:2018-11-13

γ Range: 0 - 180DEG
 γ Interval: 1.0DEG
 Test System:EVERFINE GO-2000B_V1 SYSTEM V2.0.361
 Humidity:65.0%
 Test Distance:6.476m [K=1.0000]
 Remarks:

LUMINANCE LIMITATION CURVES

NAME: SPZLHB22F200	TYPE:	WEIGHT:
SPEC.:	DIM.:	SERIAL No.: 1
MFR.: EVERFINE	SUR.:	Shielding Angle:



LUMINANCE cd/(m2)		
G (DEG)	C0/180	C90/270
85	12521	2929
80	21526	2284
75	27446	10521
70	31364	23371
65	33972	35791
60	35762	36701
55	36608	37165
50	37022	37445
45	37248	37553

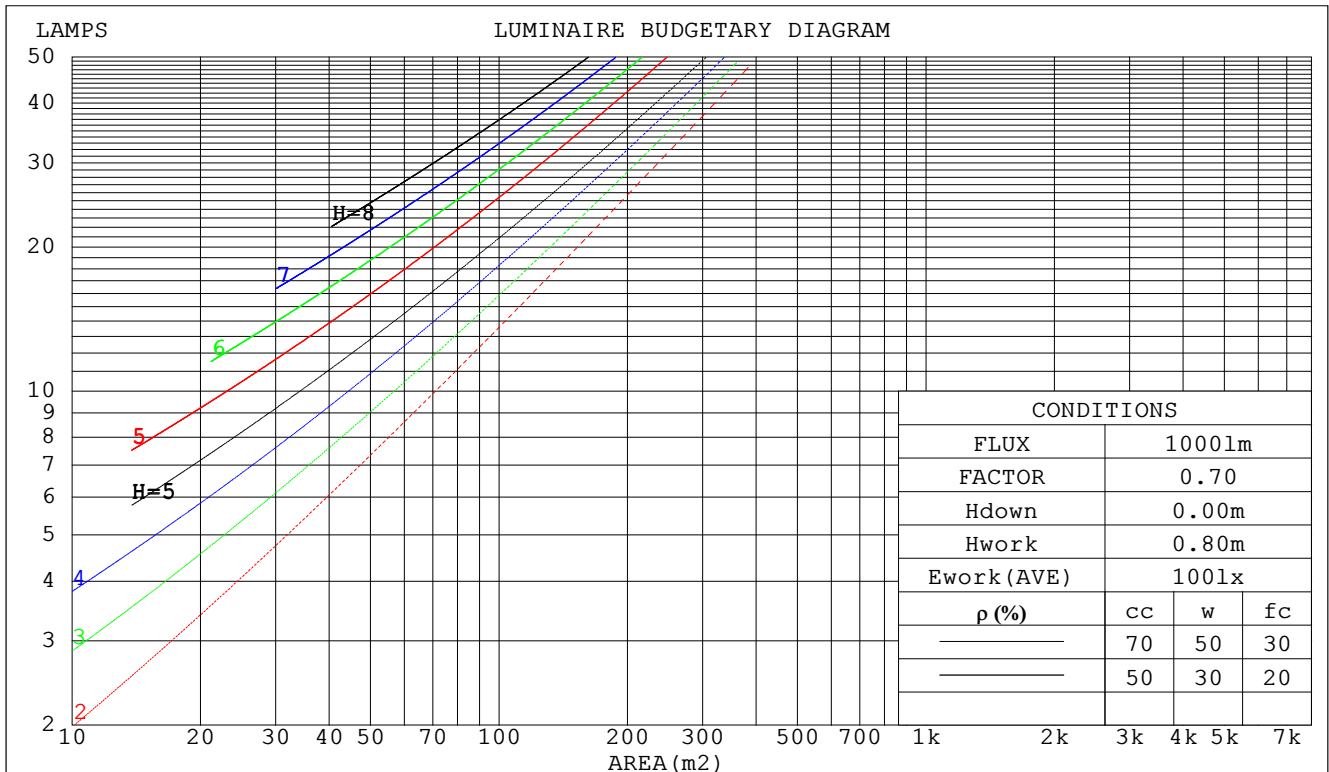
C Range: 0 - 360DEG
 C Interval: 22.5DEG
 Test Speed: HIGH
 Temperature:25.3DEG
 Operators:DAMIN
 Test Date:2018-11-13

γ Range: 0 - 180DEG
 γ Interval: 1.0DEG
 Test System:EVERFINE GO-2000B_V1 SYSTEM V2.0.361
 Humidity:65.0%
 Test Distance:6.476m [K=1.0000]
 Remarks:

CU AND LUMINAIRE BUDGETARY ESTIMATE DIAGRAM

NAME: SPZLHB22F200	TYPE:	WEIGHT:
SPEC.:	DIM.:	SERIAL No.: 1
MFR.: EVERFINE	SUR.:	Shielding Angle:

ρ_{cc}	80%			70%			50%			30%			10%			0														
ρ_w	50%	30%	10%	50%	30%	10%	50%	30%	10%	50%	30%	10%	50%	30%	10%	0														
ρ_{fc}	20%			20%			20%			20%			20%			0														
RCR	RCR:Room Cavity Ratio															Coefficients of Utilization(CU)														
0.0	1.19	1.19	1.19	1.16	1.16	1.16	1.11	1.11	1.11	1.06	1.06	1.06	1.01	1.01	1.01	.99														
1.0	1.05	1.01	.97	1.02	.99	.95	.98	.95	.92	.94	.92	.89	.90	.88	.86	.84														
2.0	.91	.85	.79	.89	.83	.78	.86	.81	.76	.82	.78	.74	.79	.76	.73	.70														
3.0	.80	.72	.66	.79	.71	.65	.75	.69	.64	.73	.67	.63	.70	.65	.61	.59														
4.0	.71	.62	.56	.69	.61	.55	.67	.60	.54	.64	.58	.53	.62	.57	.53	.50														
5.0	.63	.54	.48	.62	.54	.47	.60	.52	.47	.58	.51	.46	.56	.50	.46	.43														
6.0	.57	.48	.41	.56	.47	.41	.54	.46	.41	.52	.45	.40	.50	.45	.40	.38														
7.0	.51	.43	.36	.51	.42	.36	.49	.41	.36	.47	.41	.36	.46	.40	.35	.33														
8.0	.47	.38	.32	.46	.38	.32	.45	.37	.32	.43	.37	.32	.42	.36	.32	.30														
9.0	.43	.35	.29	.42	.34	.29	.41	.34	.29	.40	.33	.29	.39	.33	.28	.27														
10.0	.40	.32	.26	.39	.31	.26	.38	.31	.26	.37	.30	.26	.36	.30	.26	.24														



C Range: 0 - 360DEG
 C Interval: 22.5DEG
 Test Speed: HIGH
 Temperature:25.3DEG
 Operators:DAMIN
 Test Date:2018-11-13

γ Range: 0 - 180DEG
 γ Interval: 1.0DEG
 Test System:EVERFINE GO-2000B_v1 SYSTEM V2.0.361
 Humidity:65.0%
 Test Distance:6.476m [K=1.0000]
 Remarks:

WEC AND CCEC

NAME: SPZLHB22F200	TYPE:	WEIGHT:
SPEC.:	DIM.:	SERIAL No.:1
MFR.: EVERFINE	SUR.:	Shielding Angle:

ρ_{CC}	80%			70%			50%			30%			10%			0
ρ_w	50%	30%	10%	50%	30%	10%	50%	30%	10%	50%	30%	10%	50%	30%	10%	0
ρ_{fc}	20%			20%			20%			20%			20%			0
RCR	RCR:Room Cavity Ratio						Wall Exitance Coefficients (WEC)									
0.0																
1.0	.291	.166	.052	.284	.162	.051	.270	.155	.049	.258	.149	.048	.246	.143	.046	
2.0	.281	.154	.047	.275	.151	.047	.263	.146	.045	.252	.141	.044	.242	.137	.043	
3.0	.264	.140	.042	.258	.138	.042	.247	.134	.041	.238	.130	.040	.228	.126	.039	
4.0	.245	.127	.037	.240	.126	.037	.231	.122	.037	.222	.119	.036	.214	.116	.035	
5.0	.228	.116	.034	.223	.115	.033	.215	.112	.033	.207	.109	.033	.200	.107	.032	
6.0	.212	.106	.030	.208	.105	.030	.201	.103	.030	.194	.101	.030	.187	.098	.029	
7.0	.198	.098	.028	.194	.097	.028	.187	.095	.027	.181	.093	.027	.175	.091	.027	
8.0	.185	.090	.025	.182	.090	.025	.176	.088	.025	.170	.086	.025	.165	.085	.025	
9.0	.174	.084	.023	.171	.083	.023	.165	.082	.023	.160	.080	.023	.155	.079	.023	
10.0	.163	.078	.022	.161	.078	.022	.156	.076	.021	.151	.075	.021	.147	.074	.021	

ρ_{CC}	80%			70%			50%			30%			10%			0
ρ_w	50%	30%	10%	50%	30%	10%	50%	30%	10%	50%	30%	10%	50%	30%	10%	0
ρ_{fc}	20%			20%			20%			20%			20%			0
RCR	RCR:Room Cavity Ratio						Ceiling Cavity Exitance Coefficients (CCEC)									
0.0	.196	.196	.196	.168	.168	.168	.114	.114	.114	.066	.066	.066	.021	.021	.021	
1.0	.185	.162	.142	.158	.139	.122	.108	.096	.084	.062	.055	.049	.020	.018	.016	
2.0	.177	.138	.105	.151	.119	.091	.104	.082	.063	.060	.048	.037	.019	.015	.012	
3.0	.169	.120	.081	.145	.104	.070	.100	.072	.049	.058	.042	.029	.018	.014	.010	
4.0	.162	.107	.065	.139	.092	.056	.096	.064	.040	.055	.038	.023	.018	.012	.008	
5.0	.155	.096	.053	.133	.083	.047	.091	.058	.033	.053	.034	.019	.017	.011	.006	
6.0	.148	.088	.045	.127	.076	.039	.088	.053	.028	.051	.031	.017	.016	.010	.005	
7.0	.141	.081	.039	.121	.070	.034	.084	.049	.024	.049	.029	.014	.016	.010	.005	
8.0	.135	.075	.035	.116	.065	.030	.080	.046	.022	.047	.027	.013	.015	.009	.004	
9.0	.129	.071	.031	.111	.061	.027	.077	.043	.019	.045	.025	.012	.014	.008	.004	
10.0	.123	.066	.028	.106	.058	.025	.074	.040	.018	.043	.024	.011	.014	.008	.003	

C Range: 0 - 360DEG
 C Interval: 22.5DEG
 Test Speed: HIGH
 Temperature: 25.3DEG
 Operators: DAMIN
 Test Date: 2018-11-13

γ Range: 0 - 180DEG
 γ Interval: 1.0DEG
 Test System: EVERFINE GO-2000B_V1 SYSTEM V2.0.361
 Humidity: 65.0%
 Test Distance: 6.476m [K=1.0000]
 Remarks:

UGR(Unified Glare Rating) Table

NAME: SPZLHB22F200					TYPE:					WEIGHT:				
SPEC.:					DIM.:					SERIAL No.:1				
MFR.: EVERFINE					SUR.:					Shielding Angle:				
ceiling/cavity	0.7	0.7	0.5	0.5	0.3	0.7	0.7	0.5	0.5	0.3				
walls	0.5	0.3	0.5	0.3	0.3	0.5	0.3	0.5	0.3	0.3				
working plane	0.2	0.2	0.2	0.2	0.2	0.2	0.2	0.2	0.2	0.2				
Room dimensions	Viewed crosswise					Viewed endwise								
x = 2H y = 2H	12.8	14.3	13.1	14.6	14.8	12.9	14.4	13.2	14.6	14.8				
3H	14.3	15.7	14.6	16.0	16.2	14.1	15.5	14.5	15.8	16.0				
4H	14.8	16.2	15.2	16.4	16.7	14.2	15.5	14.5	15.8	16.1				
6H	15.1	16.4	15.5	16.7	17.0	14.1	15.4	14.5	15.6	15.9				
8H	15.2	16.4	15.5	16.7	17.0	14.1	15.3	14.4	15.6	15.9				
12H	15.2	16.3	15.6	16.6	17.0	14.0	15.2	14.4	15.5	15.8				
4H 2H	13.5	14.8	13.8	15.1	15.3	13.5	14.9	13.9	15.1	15.4				
3H	15.1	16.3	15.5	16.6	16.9	14.9	16.0	15.3	16.3	16.7				
4H	15.8	16.8	16.2	17.1	17.5	15.0	16.0	15.4	16.4	16.7				
6H	16.2	17.1	16.6	17.5	17.8	14.9	15.8	15.3	16.2	16.6				
8H	16.2	17.1	16.7	17.5	17.9	14.9	15.7	15.3	16.1	16.5				
12H	16.2	17.0	16.7	17.4	17.8	14.8	15.6	15.3	16.0	16.4				
8H 4H	15.9	16.7	16.3	17.1	17.5	15.1	16.0	15.6	16.4	16.8				
6H	16.3	17.0	16.8	17.4	17.9	15.1	15.8	15.5	16.2	16.6				
8H	16.4	17.0	16.9	17.5	17.9	15.0	15.7	15.5	16.1	16.6				
12H	16.4	17.0	16.9	17.4	17.9	15.0	15.5	15.5	16.0	16.5				
12H 4H	15.8	16.6	16.3	17.0	17.4	15.1	15.9	15.6	16.3	16.7				
6H	16.3	16.9	16.8	17.3	17.8	15.1	15.7	15.5	16.1	16.6				
8H	16.4	16.9	16.9	17.4	17.9	15.0	15.6	15.5	16.0	16.5				
Variations with the observer position at spacings:														
S = 1.0H	+ 0.2 / - 0.2					+ 0.3 / - 0.4								
1.5H	+ 0.2 / - 0.4					+ 0.3 / - 0.4								
2.0H	+ 0.2 / - 0.4					+ 0.3 / - 0.6								

CIE Pub.117, 39390 lm Total Lamp Luminous Flux Correct (8log(F/F0) = 12.8)

C Range: 0 - 360DEG
 C Interval: 22.5DEG
 Test Speed: HIGH
 Temperature:25.3DEG
 Operators:DAMIN
 Test Date:2018-11-13

γ Range: 0 - 180DEG
 γ Interval: 1.0DEG
 Test System:EVERFINE GO-2000B_V1 SYSTEM V2.0.361
 Humidity:65.0%
 Test Distance:6.476m [K=1.0000]
 Remarks:

UTILIZATION FACTORS TABLE

NAME: SPZLHB22F200	TYPE:	WEIGHT:
SPEC.:	DIM.:	SERIAL No.: 1
MFR.: EVERFINE	SUR.:	Shielding Angle:

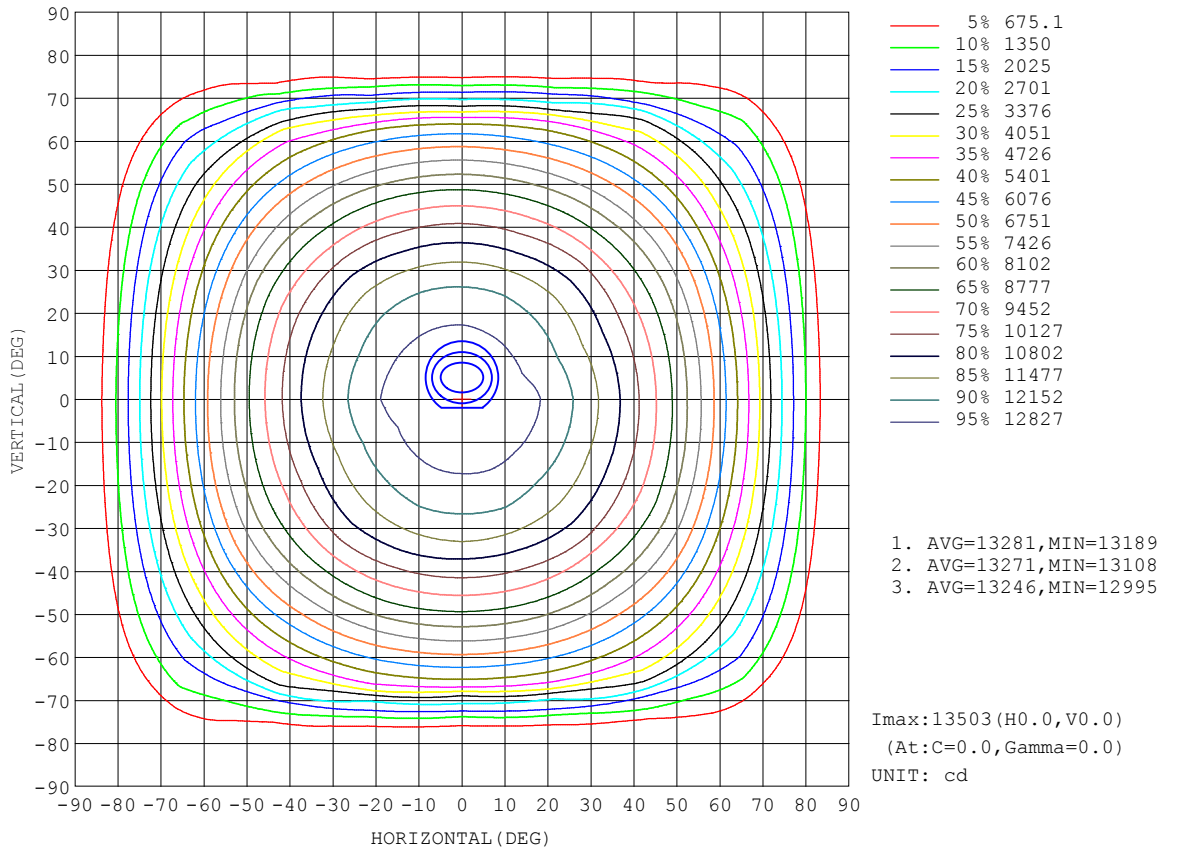
REFLECTANCE										
Ceiling	0.8	0.8	0.8	0.7	0.7	0.7	0.5	0.5	0.5	0
Walls	0.7	0.5	0.3	0.7	0.5	0.3	0.7	0.5	0.3	0
Working plane	0.2	0.2	0.2	0.2	0.2	0.2	0.2	0.2	0.2	0
ROOM INDEX	UTILIZATION FACTORS (PERCENT) $k(RI) \times RCR = 5$									
k = 0.60	57	46	39	56	45	38	55	45	38	32
0.80	67	56	49	66	55	48	65	55	48	41
1.00	76	65	58	75	65	58	73	66	57	50
1.25	83	73	66	82	72	66	79	71	65	57
1.50	89	79	72	87	78	71	84	76	70	63
2.00	96	87	81	94	86	80	90	84	79	71
2.50	99	92	86	97	91	85	93	88	83	75
3.00	103	96	91	101	95	90	97	92	88	79
4.00	107	101	97	104	100	96	100	96	93	84
5.00	109	105	101	107	103	99	102	99	96	87
ROOM INDEX	UF(total)									Direct
According to DIN EN 13032-2 2004			Suspended				SHRNOM = 1.25			

C Range: 0 - 360DEG
 C Interval: 22.5DEG
 Test Speed: HIGH
 Temperature:25.3DEG
 Operators:DAMIN
 Test Date:2018-11-13

γ Range: 0 - 180DEG
 γ Interval: 1.0DEG
 Test System:EVERFINE GO-2000B_V1 SYSTEM V2.0.361
 Humidity:65.0%
 Test Distance:6.476m [K=1.0000]
 Remarks:

ISOCANDELA DIAGRAM

NAME: SPZLHB22F200	TYPE:	WEIGHT:
SPEC.:	DIM.:	SERIAL No.:1
MFR.: EVERFINE	SUR.:	Shielding Angle:

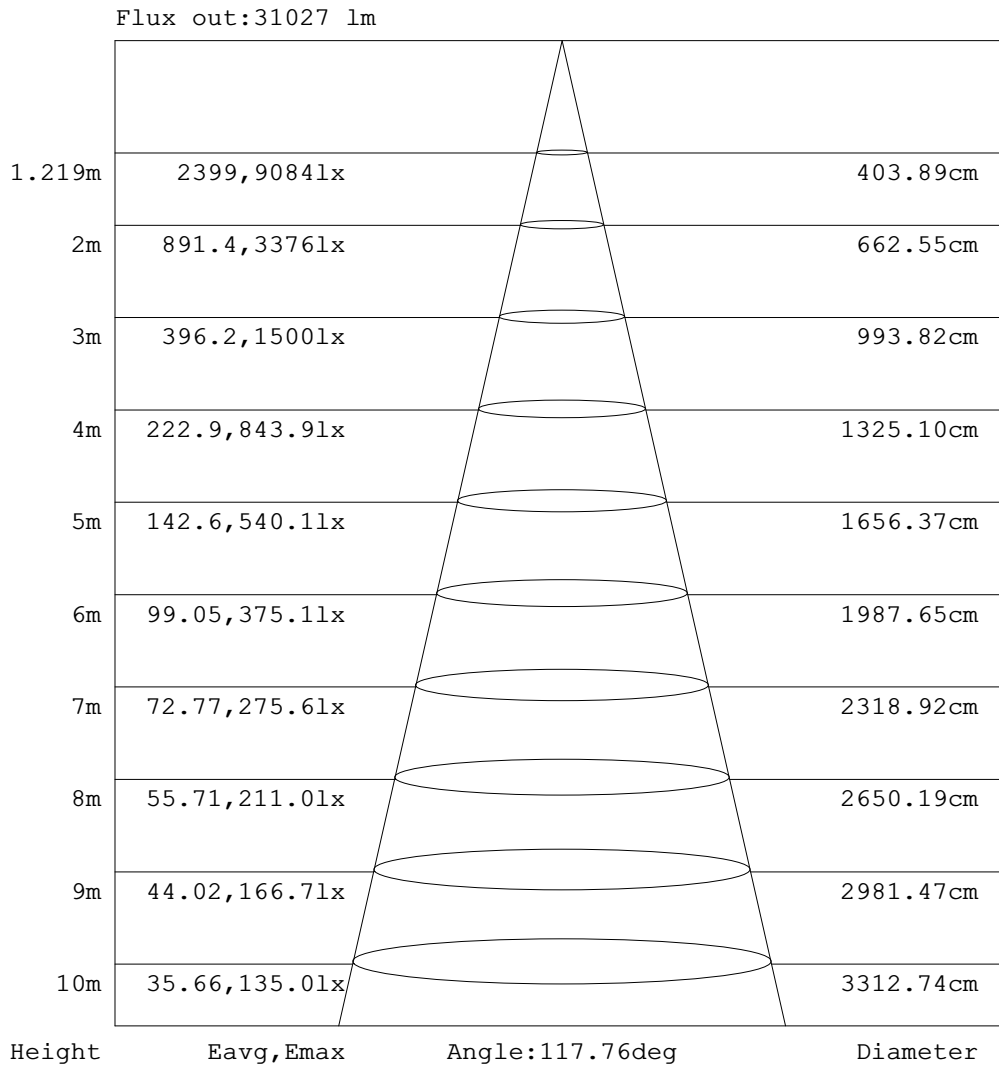


C Range: 0 - 360DEG
 C Interval: 22.5DEG
 Test Speed: HIGH
 Temperature: 25.3DEG
 Operators: DAMIN
 Test Date: 2018-11-13

γ Range: 0 - 180DEG
 γ Interval: 1.0DEG
 Test System: EVERFINE GO-2000B_V1 SYSTEM V2.0.361
 Humidity: 65.0%
 Test Distance: 6.476m [K=1.0000]
 Remarks:

AAI Figure

NAME: SPZLHB22F200	TYPE:	WEIGHT:
SPEC.:	DIM.:	SERIAL No.:1
MFR.: EVERFINE	SUR.:	Shielding Angle:



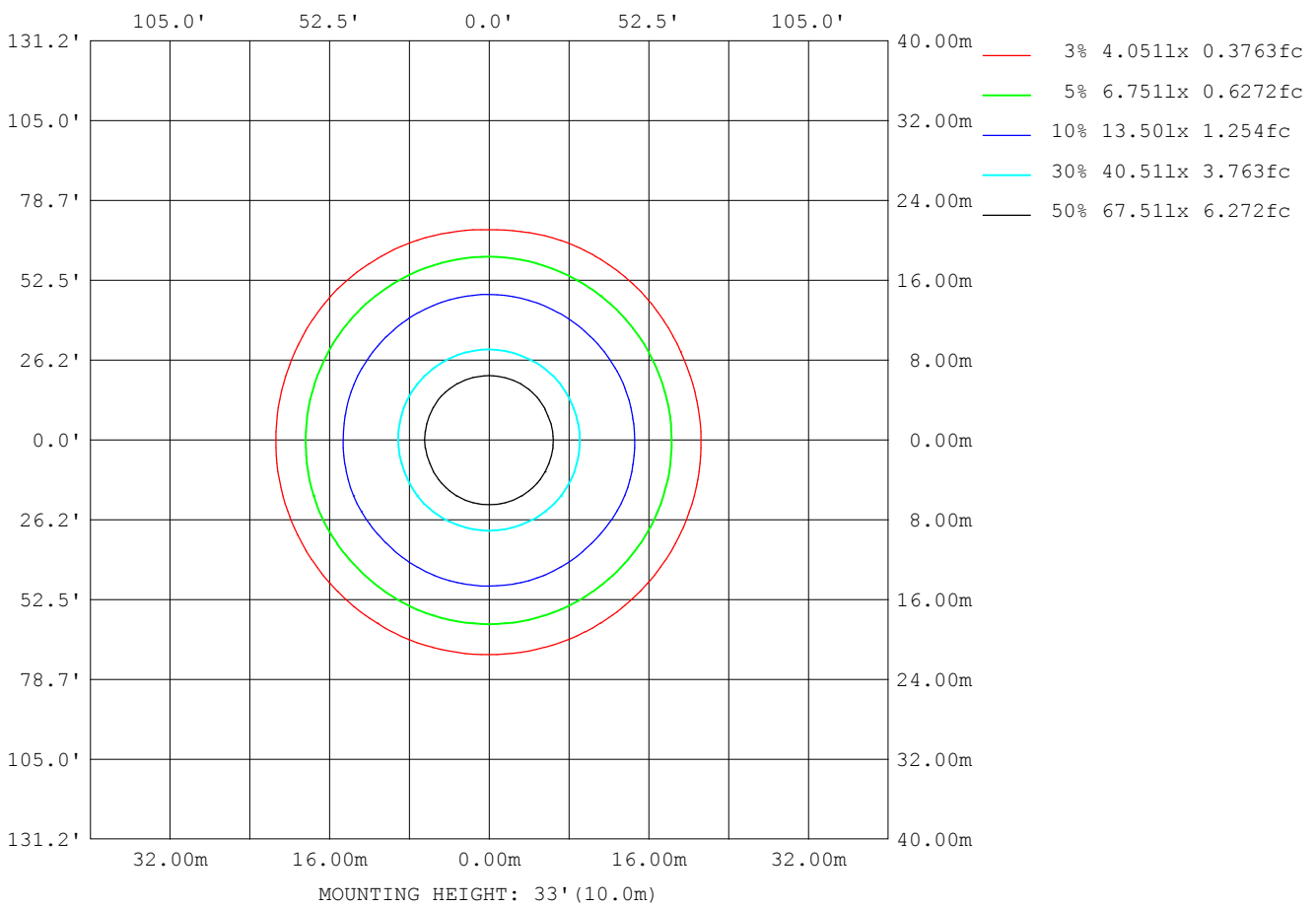
Note:The Curves indicate the illuminated area and the average illumination when the luminaire is at different distance.

C Range: 0 - 360DEG
 C Interval: 22.5DEG
 Test Speed: HIGH
 Temperature:25.3DEG
 Operators:DAMIN
 Test Date:2018-11-13

γ Range: 0 - 180DEG
 γ Interval: 1.0DEG
 Test System:EVERFINE GO-2000B_V1 SYSTEM V2.0.361
 Humidity:65.0%
 Test Distance:6.476m [K=1.0000]
 Remarks:

ISOLUX DIAGRAM

NAME: SPZLHB22F200	TYPE:	WEIGHT:
SPEC.:	DIM.:	SERIAL No.: 1
MFR.: EVERFINE	SUR.:	Shielding Angle:



C Range: 0 - 360DEG
 C Interval: 22.5DEG
 Test Speed: HIGH
 Temperature: 25.3DEG
 Operators: DAMIN
 Test Date: 2018-11-13

γ Range: 0 - 180DEG
 γ Interval: 1.0DEG
 Test System: EVERFINE GO-2000B_V1 SYSTEM V2.0.361
 Humidity: 65.0%
 Test Distance: 6.476m [K=1.0000]
 Remarks:

LED Avg.L Report

NAME: SPZLHB22F200	TYPE:	WEIGHT:
SPEC.:	DIM.:	SERIAL No.:1
MFR.: EVERFINE	SUR.:	Shielding Angle:

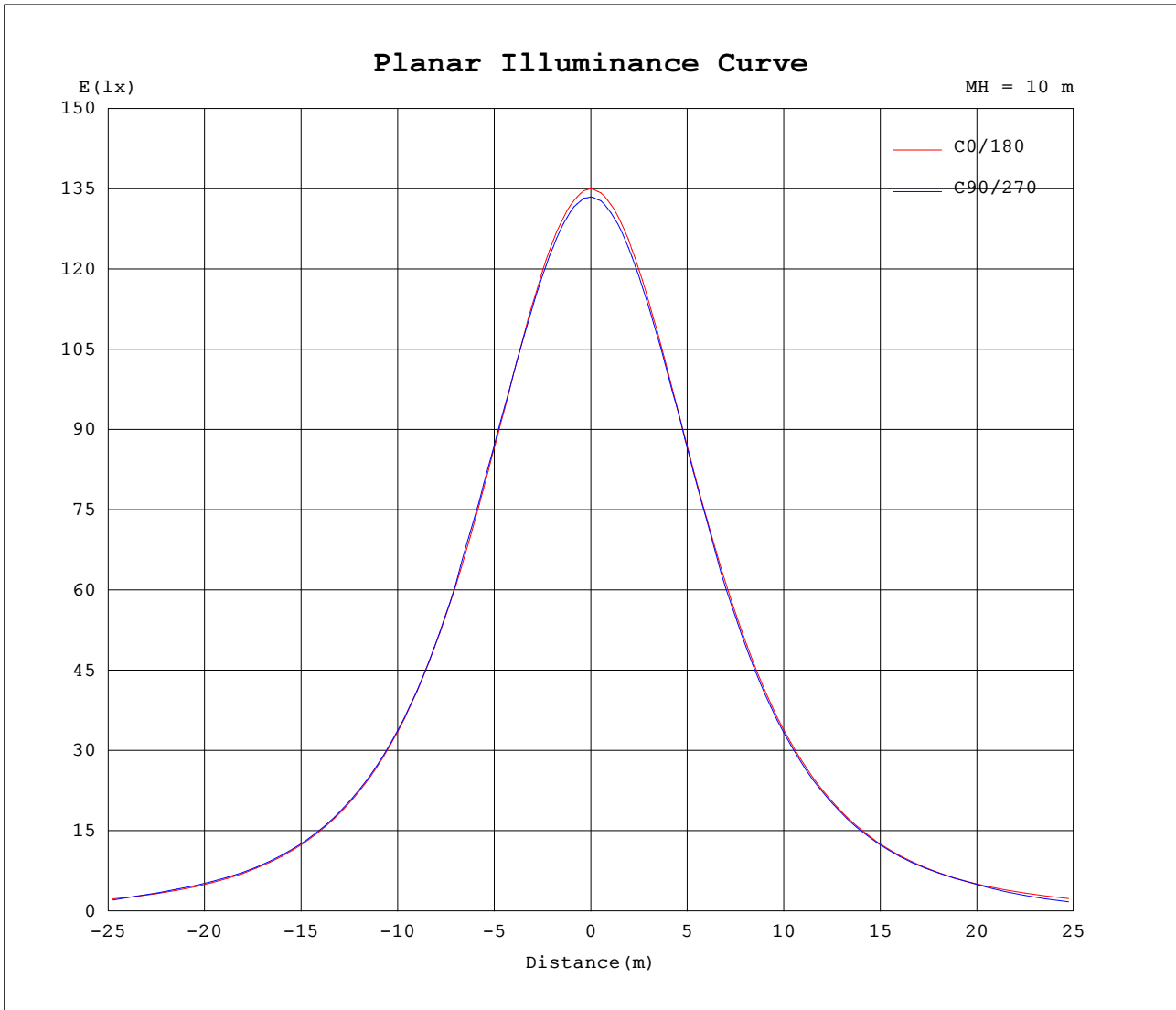
AvgL	cd/m2
L_0~180 (65) av	34452
L_0~180 (75) av	28129
L_0~180 (85) av	13557
L_90~270 (65) av	34078
L_90~270 (75) av	8404
L_90~270 (85) av	2608
L_45 (65) av	35020
L_45 (75) av	21198
L_45 (85) av	2718

Standard: GB/T 29293-2012

C Range: 0 - 360DEG
 C Interval: 22.5DEG
 Test Speed: HIGH
 Temperature:25.3DEG
 Operators:DAMIN
 Test Date:2018-11-13

γ Range: 0 - 180DEG
 γ Interval: 1.0DEG
 Test System:EVERFINE GO-2000B_V1 SYSTEM V2.0.361
 Humidity:65.0%
 Test Distance:6.476m [K=1.0000]
 Remarks:

Planar Illuminance Curve



C Range: 0 - 360DEG
 C Interval: 22.5DEG
 Test Speed: HIGH
 Temperature: 25.3DEG
 Operators: DAMIN
 Test Date: 2018-11-13

γ Range: 0 - 180DEG
 γ Interval: 1.0DEG
 Test System: EVERFINE GO-2000B_V1 SYSTEM V2.0.361
 Humidity: 65.0%
 Test Distance: 6.476m [K=1.0000]
 Remarks:

LUMINOUS DISTRIBUTION INTENSITY DATA

NAME: SPZLHB22F200	TYPE:	WEIGHT:
SPEC.:	DIM.:	SERIAL No.:1
MFR.: EVERFINE	SUR.:	Shielding Angle:

Table--1

UNIT: ×10cd

C (DEG) \ γ (DEG)	0	22.5	45	67.5	90	112.5	135	157.5	180	202.5	225	247.5	270	292.5	315	337.5			
0	1350	1343	1340	1337	1335	1334	1331	1329	1350	1343	1340	1337	1335	1334	1331	1329			
5	1343	1339	1335	1333	1331	1329	1328	1326	1344	1339	1336	1333	1329	1327	1326	1324			
10	1329	1323	1321	1320	1317	1316	1315	1313	1331	1325	1321	1317	1315	1314	1312	1310			
15	1303	1301	1297	1296	1296	1296	1292	1290	1309	1300	1298	1295	1294	1289	1285	1284			
20	1268	1266	1264	1266	1266	1264	1260	1257	1274	1267	1267	1267	1266	1260	1255	1250			
25	1224	1222	1224	1230	1231	1228	1220	1216	1231	1226	1228	1231	1228	1222	1215	1206			
30	1170	1169	1175	1184	1181	1183	1172	1164	1177	1173	1180	1176	1172	1167	1164	1152			
35	1106	1107	1120	1123	1111	1123	1119	1103	1115	1112	1117	1106	1098	1099	1106	1091			
40	1032	1037	1047	1036	1036	1039	1049	1034	1041	1044	1042	1029	1025	1019	1029	1020			
45	948	959	951	955	956	958	965	955	959	965	952	946	944	938	937	942			
50	857	875	860	865	866	868	863	870	867	873	860	856	854	847	845	856			
55	756	773	759	766	767	769	763	776	766	770	761	757	755	746	745	753			
60	644	655	651	659	661	663	656	666	656	654	652	649	647	639	636	639			
65	517	526	535	544	545	548	541	535	531	531	536	523	492	519	519	507			
70	386	397	412	323	288	352	417	403	401	400	403	294	255	283	392	378			
75	256	266	192	115	98.0	134	227	273	268	269	189	80.8	58.6	88.5	182	249			
80	135	129	36.7	14.1	14.3	14.2	49.2	150	146	125	29.2	12.9	12.6	12.5	30.0	128			
85	39.3	12.8	8.97	9.40	9.19	9.73	9.36	23.8	45.8	11.5	8.26	7.61	7.17	7.22	7.52	12.7			
90	1.64	1.98	2.29	2.73	2.52	2.58	2.18	2.12	2.48	2.07	1.90	1.70	1.61	1.70	1.79	1.86			
95	1.94	1.88	1.79	1.63	1.56	1.59	1.71	1.78	2.41	2.41	2.36	2.29	2.25	2.33	2.43	2.49			
100	2.51	2.45	2.39	2.27	2.21	2.22	2.30	2.34	3.05	3.05	3.03	3.00	2.98	3.05	3.09	3.13			
105	3.07	3.00	2.94	2.86	2.83	2.81	2.84	2.87	3.67	3.65	3.63	3.64	3.65	3.68	3.69	3.74			
110	3.62	3.55	3.45	3.38	3.36	3.31	3.34	3.41	4.28	4.25	4.19	4.20	4.21	4.23	4.25	4.33			
115	4.13	4.07	3.97	3.89	3.86	3.80	3.86	3.91	4.83	4.80	4.76	4.75	4.77	4.78	4.84	4.89			
120	4.60	4.54	4.49	4.37	4.36	4.29	4.36	4.37	5.32	5.30	5.30	5.28	5.32	5.31	5.37	5.39			
125	5.06	4.99	4.95	4.87	4.85	4.79	4.78	4.81	5.80	5.76	5.75	5.77	5.81	5.82	5.81	5.85			
130	5.47	5.40	5.35	5.35	5.35	5.20	5.15	5.23	6.21	6.16	6.12	6.20	6.29	6.24	6.19	6.24			
135	5.81	5.73	5.68	5.71	5.71	5.53	5.49	5.59	6.53	6.48	6.43	6.50	6.61	6.52	6.48	6.52			
140	6.08	6.02	5.96	6.01	5.98	5.83	5.82	5.91	6.75	6.71	6.64	6.73	6.81	6.75	6.69	6.73			
145	6.36	6.31	6.25	6.28	6.26	6.15	6.13	6.21	6.91	6.87	6.83	6.90	6.93	6.90	6.84	6.88			
150	6.65	6.60	6.59	6.60	6.58	6.49	6.46	6.54	7.11	7.07	7.05	7.09	7.11	7.10	7.03	7.06			
155	6.99	6.95	6.94	6.94	6.93	6.85	6.84	6.89	7.37	7.34	7.31	7.34	7.36	7.33	7.30	7.31			
160	7.39	7.35	7.35	7.32	7.29	7.26	7.28	7.29	7.71	7.72	7.66	7.66	7.65	7.65	7.65	7.65			
165	7.86	7.75	7.72	7.78	7.76	7.70	7.74	7.74	8.10	8.09	8.01	7.97	8.04	8.01	7.92	7.95			
170	8.07	8.01	8.06	8.15	8.08	8.03	8.06	8.10	8.31	8.36	8.28	8.22	8.26	8.30	8.18	8.12			
175	8.24	8.24	8.32	8.29	8.22	8.21	8.29	8.25	8.39	8.46	8.43	8.34	8.34	8.40	8.36	8.25			
180	8.36	8.42	8.44	8.35	8.30	8.33	8.40	8.30	8.39	8.39	8.46	8.33	8.32	8.33	8.41	8.30			

C Range: 0 - 360DEG
 C Interval: 22.5DEG
 Test Speed: HIGH
 Temperature:25.3DEG
 Operators:DAMIN
 Test Date:2018-11-13

γ Range: 0 - 180DEG
 γ Interval: 1.0DEG
 Test System:EVERFINE GO-2000B_v1 SYSTEM V2.0.361
 Humidity:65.0%
 Test Distance:6.476m [K=1.0000]
 Remarks: