

## HOT & COLD WATER CIRCULATORS

**Model Numbers:** SC20-25, SB25-20,  
SB30-25, SS30-25,  
SXM32-45

DEPEND ON  
**DAVEY**

**WATER PRODUCTS**



## HOT WATER CIRCULATORS

### PRODUCT DESCRIPTION

Circulation of hot or cold water in heating, air-conditioning or cooling systems.

### APPLICATIONS

For domestic and commercial installations such as :-

- For houses, motels and small apartment buildings
- Solar heating circuits
- The water runs hot as soon as the tap is opened

### FEATURES & BENEFITS

In-line pump casing with threaded ports for easy installation and direct mounting on pipe work.

Barrel unions with threaded ports for easy installation & service.

Rotating parts in contact with pumped liquid, made of corrosion resistant materials, to provide maintenance free and long service life.

Stainless steel impeller neck ring for long life & maintenance free operation.

Three speed with manual selector switch, adaptable to suit installations.

Wet rotor bearings lubricated by pumped liquid providing quiet, vibration free operation.

Rotor chamber protected from impurities by sintered bronze filter.

Manual bleed when started up.

Reliable, maintenance free operation.

High capacity built-in capacitor for high starting torque.

Direct connection via unions to pipe work from 3/4" to 1 1/4" .

Low electrical consumption.

Integrated & automatic motor overload protection.

### OPERATING LIMITS

Capacities up to	165 lpm
Heads up to	70 kPa
Maximum working pressure	1000 kpa
Temperature	-20° to +120°C
Maximum ambient temperature	+40°C
Port ND	20 to 32mm
Speed	See Table
Power supply	1 x 230V
Frequency	50Hz
Insulation class	F (155°C)
Protection	IP44

Conforming to  
EN 60335-2-51



# TECHNICAL SPECIFICATIONS

## MATERIALS OF CONSTRUCTION

PART	MATERIAL
Pump casing	Cast iron (SC & SXM) Bronze (SB) Stainless steel (SS)
Impeller	Composite material
Shaft-motor can	Stainless steel
Bearings	Graphite
Seals	Ethyl.-propylene
Rotor-shaft	Ceramic

## PUMP IDENTIFICATION - S SERIES\*

	S	C	20	-	25
Range	S				
Pump casing	C	B	S		
Pump nominal flow	20	25	30		
Pump connection	20	25			

C Cast iron  
 B Bronze  
 S Stainless steel  
 20 2.0 m<sup>3</sup>/hr  
 25 2.5 m<sup>3</sup>/hr  
 30 3.0 m<sup>3</sup>/hr  
 20 20 mm / 3/4" BSP  
 25 25 mm / 1" BSP

\* For SXM32-45 refer dimensions

## INSTALLATIONS

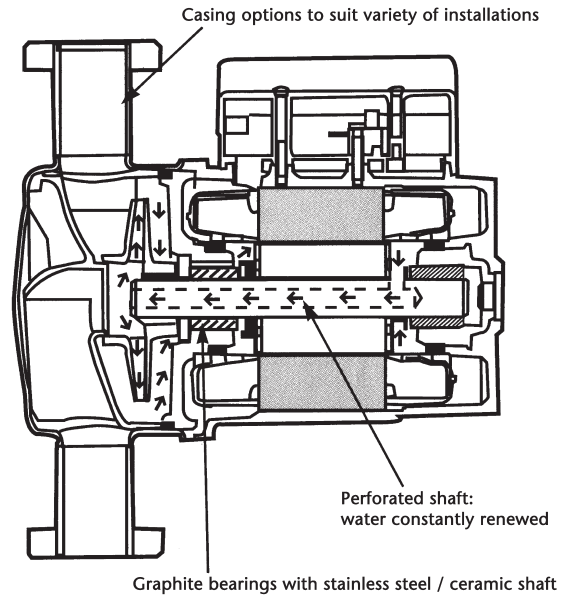
Cast iron models are designed for faster circulation of hot or cold water in a closed loop heating or air-conditioning system.

Bronze or stainless steel models are designed for faster circulation in a hot or cold water open or closed loop system.

Examples include secondary hot water distribution, air-conditioning, heating or cooling systems.

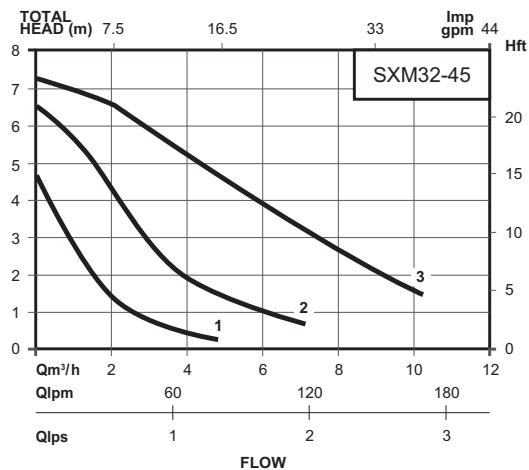
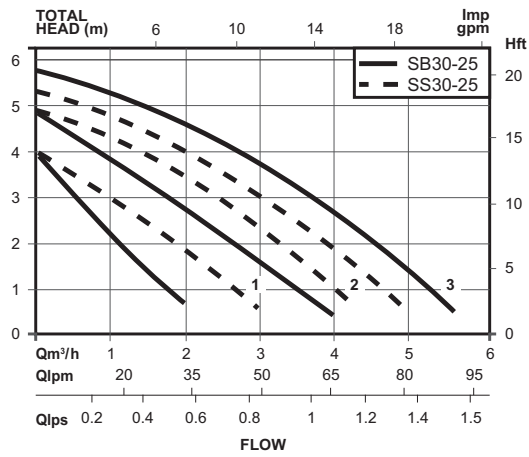
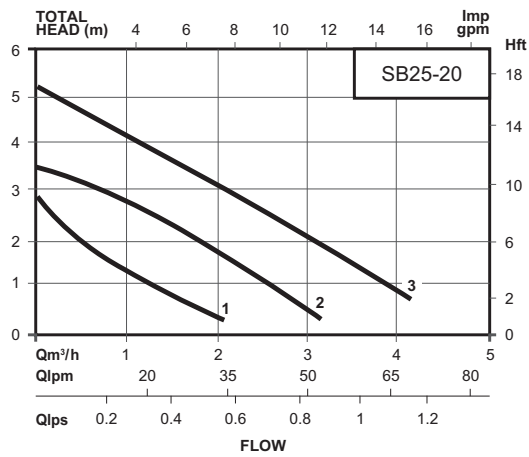
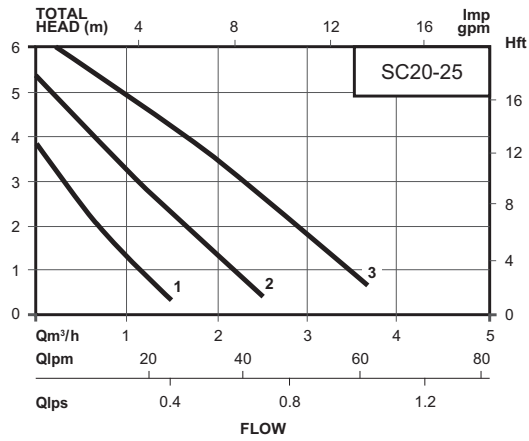
Note: Davey hot water circulators are not suitable for use in swimming pool or spa applications.

## DESIGN - INTERIOR OF CIRCULATOR



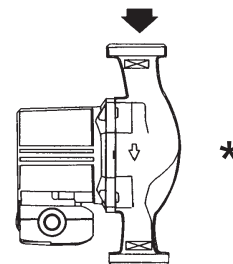
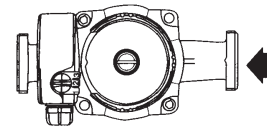
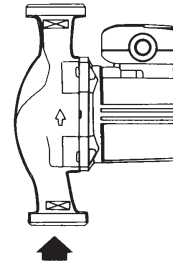
# TECHNICAL SPECIFICATIONS

## HYDRAULIC PERFORMANCE





## INSTALLATION POSITIONS

Motor axis must always be horizontal



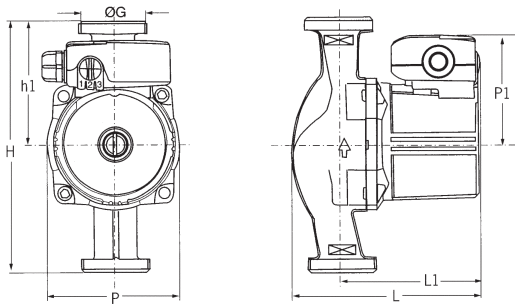
\* For chilled water installations. Note position of capacitor cover.



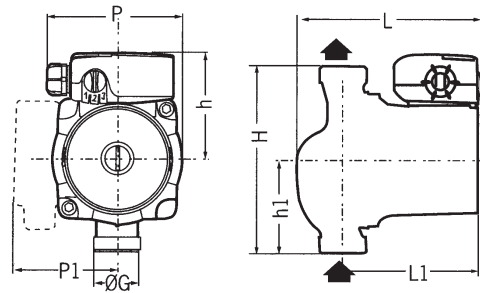
# TECHNICAL SPECIFICATIONS

## ELECTRICAL DATA & DIMENSIONS

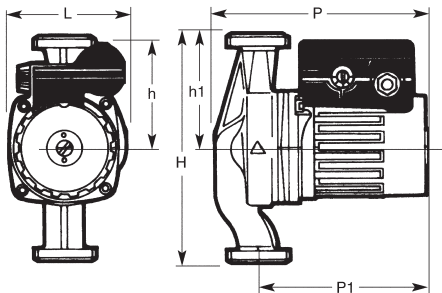
### SC WITH CAST IRON CASING



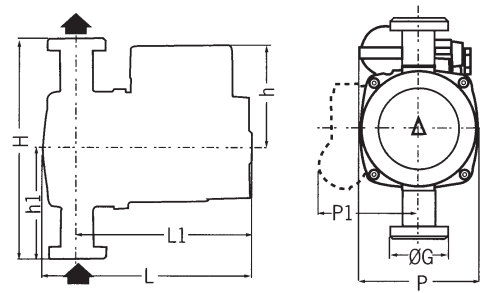
### SB WITH BRONZE CASING



### SXM WITH CAST IRON CASING



### SS WITH STAINLESS STEEL CASING



Model	Speed Selector Setting	Speed (rpm)	Max. P <sub>1</sub> (W)	Max Current (A)	Capacitance (mF)	H (mm)	L (mm)	P (mm)	P1 (mm)	L1 (mm)	h (mm)	h1 (mm)	mass (kg)	dia G	Union Connection BSPP (F)
SC20-25	3	1850	93	0.40	2.6 x 400 V	130	132	93	77	98	90	90	2.6	2"	* 25mm / 1"
	2	1300	67	0.30											
	1	950	46	0.20											
SB25-20	3	1950	89	0.39	2.6 x 400 V	150	132	123	77	96	77	79	2.4	1 1/4"	* 20mm / 3/4"
	2	1450	66	0.29											
	1	1000	45	0.20											
SB30-25	3	2300	114	0.50	2.6 x 400 V	180	145	96	77	109	77	90	2.8	1 1/2"	* 25mm / 1"
	2	1650	102	0.46											
	1	1150	70	0.32											
SS30-25	3	2750	155	0.68	5.0 x 400 V	180	174	97	84	146	84	90	3	1 1/2"	* 25mm / 1"
	2	2500	120	0.57											
	1	1900	94	0.45											
SXM32-45	3	2164	241	1.16	5.0 x 400 V	180	116	204	158	N/A	90	90	4.2	2"	32mm / 1 1/4" Order separately
	2	1482	196	0.96											
	1	1099	130	0.65											

\* Unions & gaskets supplied



### Davey Water Products Pty Ltd

Member of the GUD Group  
**ABN 18 066 327 517**

**AUSTRALIA**  
**Head Office and Manufacturing**  
 6 Lakeview Drive,  
 Scoresby, Australia 3179  
 Ph: +61 3 9730 9222  
 Fax: +61 3 9753 4100  
 Website: davey.com.au

**Customer Service Centre**  
 Ph: 1300 369 100  
 Fax: 1300 369 119  
 E-mail: sales@davey.com.au

**NEW ZEALAND**  
 7 Rockridge Avenue,  
 Penrose, Auckland 1061  
 Ph: +64 9 570 9135  
 Fax: +64 9 527 7654  
 E-mail: sales@daveynz.co.nz  
 Website: daveynz.co.nz

**Customer Service Centre**  
 Ph: 0800 654 333

**REST OF WORLD**  
 6 Lakeview Drive,  
 Scoresby, Australia 3179  
 Ph: +61 3 9730 9121  
 Fax: +61 3 9753 4248  
 E-mail: export@davey.com.au  
 Website: davey.com.au

