

# SIZE CHART

## KNEE BRACES

### Web Pro / Axis Pro / Axis Sport / RS9

Size	Calf	Thigh
S	23-30 CM	9-12"   38-46 CM   15-18"
M	30-36 CM	12-14"   46-51 CM   18-20"
L	36-41 CM	14-16"   51-58 CM   20-23"
XL	41-46 CM	16-18"   58-66 CM   23-26"

### SX01 / SX02

Size	Mid Knee
Y	27-30 CM   10.5-12"   SX01 only
S	30-34 CM   12-13.5"
M	34-38 CM   13.5-15"
L	38-42 CM   15-16.5"
XL	42-46 CM   16.5-18"

## ELBOW PROTECTION

### Epic

Size	Height
S/M	Under 152 CM   Under 5'6"
L/XL	152 CM +   5'6" +

### Option

Size	Height	Weight
Mini	135 CM   Under 4'6"	Under 34 KG   Under 75 LBS
Y	135-154 CM   4'6"-5'5"	34-52.2 KG   75-115 LBS
A	154 CM +   5'5" +	52.2 KG +   115 LBS +

### Flex Lite

Size	S/M	L/XL
Upper Bicep	11" - 13.5" (30-35 CM)	13.5" - 16" (35-40 CM)
Lower Forearm	7" - 8" (17-20 CM)	8" - 9" (20-23 CM)

### TP199

Size	S/M	L/XL
Upper Bicep	11" - 13.5" (30-35 CM)	13.5" - 16" (35-40 CM)
Lower Forearm	7" - 8" (17-20 CM)	8" - 9" (20-23 CM)

## ROOST DEFLECTORS

### F2 / Vex

Size	Weight
S	Under 34 KG   Under 75 LBS
M	34-63.5 KG   75-140 LBS
L	63.5-86.2 KG   140-190 LBS
XL	86.2 KG +   190 LBS +   F2 Only

### F1 / Revo 5 / Revo 4

Size	Weight
S/M	Under 57 KG   Under 125 LBS
L/XL	57 KG +   125 LBS +

### Bantam

Size	Age Range	Weight
S/M	3-5 yrs	28-40lbs
L/XL	6-9 yrs	38-55lbs

## GLOVES

### All Moto and Street Gloves

Size	Calf	Thigh
S	18.2-18.8 CM	7 1/8-7 3/8"
M	18.8-19.4 CM	7 3/8-7 5/8"
L	19.4-20 CM	7 5/8-7 7/8"
XL	20-20.6 CM	7 7/8-8 1/8"
XXL	20.6-21.2 CM	8 1/8-8 3/8"

## RACE COLLARS

### R4 / R3 / R2

Size	Height	Weight
Y	Under 160 CM   Under 5'3"	Under 48 KG   Under 105 LBS
A	160 CM +   5'3" +	48 KG +   105 LBS +

## HELMETS

### T5 / Venture

Size	Hat Size	Head Circumference
XS	6-6 3/8"	21.2-21.6"   53-54 CM
S	6 3/8-6 7/8"	21.7-22"   55-56 CM
M	7-7 1/8"	22.4-22.8"   57-58 CM
L	7 1/4-7 3/8"	23.2-23.6"   59-60 CM
XL	7 1/2-7 5/8"	24-24.4"   61-62 CM
XXL	7 3/4-8"	24.8-25.2"   63-64 CM

## KNEE PROTECTION

### Epic

Size	Height
S/M	Under 5'6"   Under 154 CM
L/XL	5'6" +   154 CM +

### Option

Size	Height	Weight
Mini	Under 135 CM   Under 4'6"	Under 34 KG   Under 75 LBS
Y	135-154 CM   4'6"-5'5"	34-52.2 KG   75-115 LBS
A	154 CM +   5'5" +	52.2 KG +   115 LBS +

### TP199 & LITE Knee Guards

Size	Height	Weight
Y	Up to 152 CM   Under 5'	Up to 40.8 KG   Under 115 LBS
S/M	152-178 CM   5'-5'10"	40.8-74.8 KG   115-165 LBS
L/XL	178 CM +   5'10" +	74.8 KG +   165 LBS +

### HEX Pro

Size	S/M	L/XL	XXL
Thigh	15" - 18" (38-45 CM)	18" - 20" (45-50 CM)	20" - 22" (50-56 CM)

## TUG BASE LAYER

### Tug Tops

Size	Chest Size (IN) / (CM)	Waist (IN) / (CM)
S	29-32 / 73-81	35-37 / 88-96
M	32-35 / 81-89	37-41 / 96-104
L	35-38 / 89-97	41-44 / 104-112
XL	38-43 / 97-109	44-47 / 112-120
XXL	43-47 / 109-121	47-50 / 120-128
Y-M	27-29.5 / 69-75	25.5-27 / 69-75
Y-L	29.5-32 / 75-81.5	27-28.5 / 75-81

### Tug Bottoms

Size	Waist Size (IN) / (CM)	Hip (IN) / (CM)
S	29-32 / 73-81	35-37 / 88-96
M	32-35 / 81-89	37-41 / 96-104
L	35-38 / 89-97	41-44 / 104-112
XL	38-43 / 97-109	44-47 / 112-120
XXL	43-47 / 109-121	47-50 / 120-128
Y-M	25.5-27 / 65-69	29.5-31 / 74.5-79
Y-L	27-28.5 / 69-72	31-33.5 / 79-84

## SOCKS

### Moto Sock / Coolmax® Sock / Shorty Sock / Fusion Sock

Size	Shoe Size
Y	Under 56.7 KG   Fusion Sock only
S/M	7-10
L/XL	10-13

## STREET BODY ARMOR

### Sport Vest: CE Level 1 / Touring Vest

Size	Chest Size
S/M	91.4-101.6 CM   36-40"
L/XL	101.6-112 CM   40-44"
XXL	117-127 CM   46-50"

## SUPPORT GEAR

### Shoulder Support: SB05 / SB04 / SB03 / SB02

Size	Chest Size
S	71-86 CM   28-34"
M	86-96 CM   34-38"
L	96-106 CM   38-42"
XL	106-116 CM   42-46"
XXL	116+ CM   46"+

### Knee Support: KS61 / KS199

Size	Mid Knee
S	30-34 CM   12-13.5"
M	34-38 CM   13.5-15"
L	38-42 CM   15-16.5"
XL	42-46 CM   16.5-18"
XXL	46-50 CM   18-19.5"   KS61 Only

### Ankle Support: AB07 / AS14 / AS06

#### Size Shoe Size

S	6-8
M	8-10
L	10-12
XL	12-14

### Kidney Belts: BB1 Celtek / BB1 Celtek Air

Size	Waist Size
Y	61-71 CM   24-28"   BB1 Only
S	71-81 CM   28-32"
M	81-91 CM   32-36"
L	91-96.5 CM   36-38"
XL	96.5-101.6 CM   38-40"
XXL	101.6-106.7 CM   40-42"

## BALLISTIC JERSEYS

### G7/G7 Lite / Comp Suit

Size	Chest Size
S	76-84 CM   30-33"
M	84-91 CM   33-36"
L	91-99 CM   36-39"
XL	99-107 CM   39-42"
XXL	107-114 CM   42-45"
XXXL	114-123 CM   45-48"   G7 and G7 Lite Only
XXXXL	123-130 CM   48-51"   G7 and G7 Lite Only

### Comp Suit Youth

Size	Height	Weight
S	112-132 CM   3'9"-4'4"	45-60 LBS
M	132-145 CM   4'4"-4'9"	60-75 LBS
L	145-160 CM   4'9"-5'3"	75-90 LBS

### Ballistic Pro

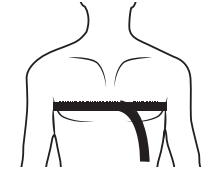
Size	Chest Size
S	76-84 CM   30-33"
M	84-91 CM   33-36"
L	91-99 CM   36-39"
XL	99-107 CM   39-42"
XXL	107-114 CM   42-45"
XXXL	114-123 CM   45-48"

# HOW TO MEASURE



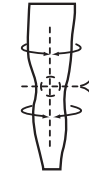
### HEAD

Lift your arms up to the side and have your friend wrap the measuring tape under your armpits. Lower it until the tape is wrapped around the widest part of your chest.



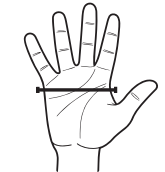
### CHEST

Using a cloth measuring tape, measure the circumference of your head at the point approximately one inch above the eyebrows in front, and at a point in the back of the head that results in the largest possible measurement.



### KNEE

Measure calf and thigh circumference 8" or 20cm above and below the center of knee



### HANDS

Measure the palm width around the widest point of your hand just below your knuckles. Then match that measurement to the appropriate glove size.