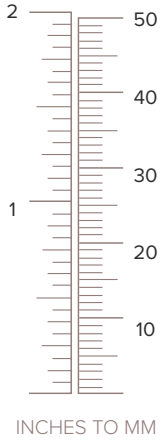


COIN COMPARISON SIZE GUIDE

ACTUAL SIZE MAY DIFFER DEPENDING
ON THE SIZE OF YOUR MONITOR




DIME



PENNY



NICKEL



QUARTER

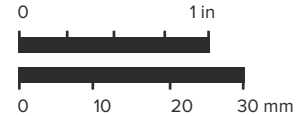



DOLLAR



Perfect Fit: Our Complimentary Ring Sizer Made for You

- Before printing, please set Page Scaling at 100% to get the most accurate size. For reference, the bar must measure exactly 30 mm long.



Determine your ring size in three ways

I. Use a string

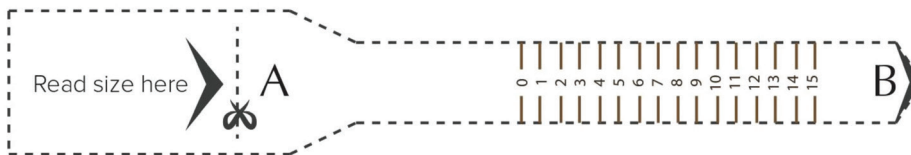
- Wrap a piece of string around the base of your finger.
- Use a pen to mark where the strings meet.

Note: To get an accurate measurement, make sure you fit the string snugly but not tightly.

II. Use a paper

- Cut out the paper size below.
- Create a slit along the cut lines (A).
- Insert the pointed end (B) through the slit (A).
- Fit snugly around your finger and use a pen to mark your size.

Note: To get an accurate measurement, avoid pulling or stretching the paper.



● Additional tips to consider when measuring your finger

1. Time and temperature affect the size of your fingers. To ensure the correct fit, do these tests at the end of the day or when you have warmed up your fingers. Fingers are generally smaller in the morning or when its cold.

2. It is also best to repeat these methods 3 to 4 times to get your finger's exact size.



III. Use your current ring

- Place your ring over the circles above.
- Match the inside edge of your ring to the circle similar or nearest in size.
- In case the ring falls between two sizes, choose the bigger size.

Note: The dimensions on the right refer to the inside diameter of the ring.

- Measurements are in US ring size

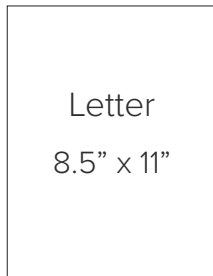


RING SIZE CHART

Inside Diameter (MM)	Inside Circumference (MM)	British & Australian	US & Canada	French & Russian	German	Japanese	Swiss
9.91	31.13	-	0000				
10.72	33.68	-	00				
11.53	36.22	-	0				
11.95	37.54	A	1/2				
12.18	38.26	A 1/2	3/4				
12.37	38.86	B	1			1	
12.60	39.58	B 1/2	1 1/4				
12.78	40.15	C	1 1/2				
13.00	40.84	C 1/2	1 3/4				
13.21	41.50	D	2	41 1/2	13 1/2	2	1 1/2
13.41	42.13	D 1/2	2 1/4	-	-	-	-
13.61	42.76	E	2 1/2	42 3/4	13 3/4	3	2 3/4
13.83	43.45	E 1/2	2 3/4	-	-	-	-
14.05	44.14	F	3	44	14	4	4
14.15	44.45	F 1/2	3 1/8	-	-	-	-
14.25	44.77	F 3/4	3 1/4	-	-	-	-
14.36	45.11	G	3 3/8	45 1/4	-	5	5 1/4
14.45	45.40	G 1/4	3 1/2	-	14 1/2	-	-
14.56	45.74	G 1/2	3 5/8	-	-	6	-
14.65	46.02	H	3 3/4	46 1/1	-	-	6 1/2
14.86	46.68	H 1/2	4	-	15	7	-
15.04	47.25	I	4 1/4	47 3/4	-	-	7 3/4
15.27	47.97	I 1/2	4 1/2	-	15 1/4	-	-
15.40	48.38	J	4 5/8	49	15 1/2	-	9
15.53	48.79	J 1/4	4 3/4	-	-	-	-
15.70	49.32	J 1/2	5	-	15 3/4	9	-
15.80	49.64	K	5 1/8	50	-	-	10
15.90	49.95	K 1/4	5 1/4	-	-	-	-
16	50.27	K 1/2	5 3/8	-	-	10	-
16.10	50.58	L	5 1/2	51 3/4	16	-	11 3/4
16.30	51.21	L 1/4	5 3/4	-	-	-	-
16.41	51.55	L 1/2	5 7/8	-	-	-	-
16.51	51.87	M	6	52 3/4	16 1/2	12	12 3/4
16.71	52.50	M 1/2	6 1/4	-	-	-	-
16.92	53.16	N	6 1/2	54	17	13	14
17.13	53.82	N 1/2	6 3/4	-	-	-	-
17.35	54.51	O	7	55 1/4	17 1/4	14	15 1/4
17.45	54.82	O 1/2	7 1/4	-	-	-	-
17.75	55.76	P	7 1/2	56 1/2	17 3/4	15	16 1/2
17.97	56.45	P 1/2	7 3/4	-	-	-	-
18.19	57.15	Q	8	57 3/4	18	16	17 3/4
18.35	57.65	Q 1/2	8 1/4	-	-	-	-
18.53	58.21	Q 3/4	8 1/2	-	18 1/2	17	-
18.61	58.47	R	8 5/8	59	-	-	19

Perfect Fit: Our Complimentary Bangle Sizer Made for You

- Confirm that this page prints at Letter paper size at 100% and that the Page Scaling is set to "None".



- Double check the scale of the paper by placing a quarter on top of the one below to make sure it matches perfectly or use a ruler to make sure the bar below measures exactly 1 inch.



Quarter (Actual Size)

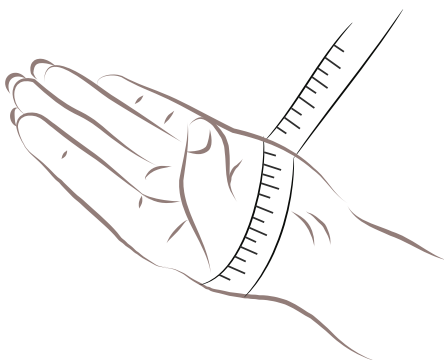


1 inch

Determine your bangle size in two steps

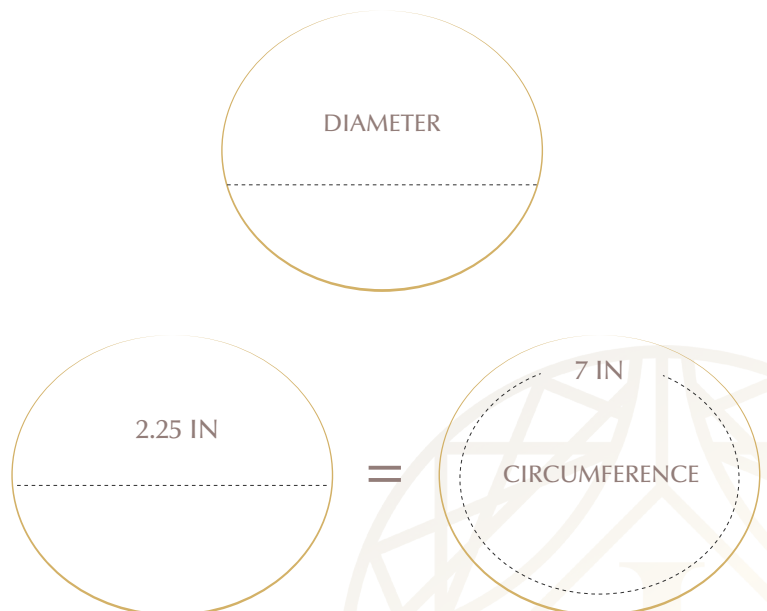
I. The 'Hand' Test

- Tuck your thumb into the palm of your hand (as if to slide on a bangle).
- Use a measuring tape or string to measure your hand's widest part.
- Be careful not to wrap the measuring tape too tight. Aim for a comfortable, snug fit.
- Double check your measurement for accuracy.



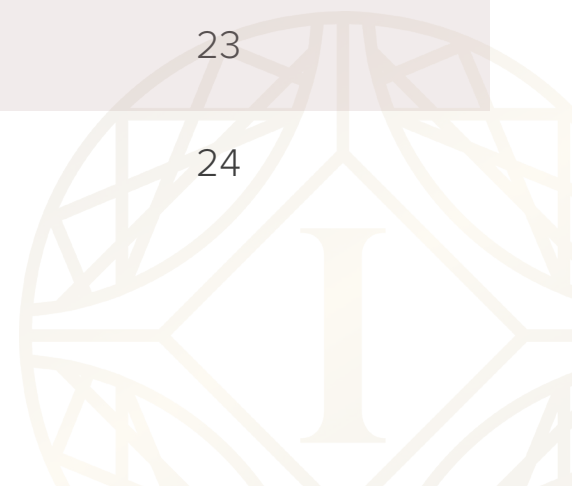
II. Compare using the chart

Compare the hand circumference to bangle circumference as per the following chart.



BRACELET AND BANGLE SIZE CHART

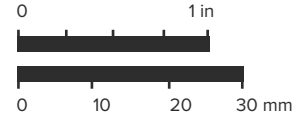
Inside Diameter (IN)	Inside Diameter (MM)	Inside Circumference (IN)	Inside Circumference (CM)
1.75	45	5.5	14
1.875	48	5.9	15
2.0	51	6.3	16
2.125	54	6.7	17
2.25	57	7	18
2.375	60	7.5	19
2.5	64	7.9	20
2.625	67	8.2	21
2.75	70	8.6	22
2.875	73	9	23
3	76	9.4	24



DIAMOND CARAT SIZE CHART

● Before printing, please set Page Scaling at 100% to get the most accurate size. For reference, the bar must measure exactly 30 mm long.

Letter
8.5" x 11"



Carat Weight	0.25	0.5	0.75	1	1.5	2	3	4	5
Round	4.1 mm	5.1 mm	5.8 mm	6.4 mm	7.4 mm	8.1 mm	9.3 mm	10.2 mm	11 mm
Princess	3.5 mm	4.4 mm	5 mm	5.5 mm	6.4 mm	7 mm	8 mm	9 mm	9.5 mm
Emerald	4.5x3 mm	5.5x4 mm	6x4.5 mm	6.5x5 mm	7.5x5.5 mm	8.5x6 mm	9.5x7 mm	10.5x7.5 mm	11.5x8.5 mm
Cushion	4x3.5 mm	5x4.5 mm	6x5 mm	6.5x5.5 mm	7.5x6.5 mm	8x7 mm	9x8 mm	10x8.5 mm	10.5x9 mm
Asscher	3.7 mm	4.4 mm	5 mm	5.5 mm	6.4 mm	7 mm	8.1 mm	9 mm	9.6 mm
Radiant	3.5x3 mm	5x4.5 mm	5.5x5 mm	6x5.5 mm	7x6 mm	7.5x7 mm	8.5x7.5 mm	9.5x8.5 mm	10x9 mm
Pear	5.5x3.5 mm	7x4.5 mm	8x5 mm	8.5x5.5 mm	10x6.5 mm	10.5x7 mm	12.5x8 mm	13.5x9 mm	15x10 mm
Marquise	6.5x3 mm	8.5x4 mm	9.5x4.5 mm	10.5x5 mm	12x6 mm	13x6.5 mm	14x7 mm	16x8 mm	17x8.5 mm
Oval	5x3 mm	6x4 mm	7.5x5 mm	8x5.5 mm	9x6 mm	10.5x7 mm	11.5x7.5 mm	13x8.5 mm	14x9.5 mm
Heart	4.2 mm	5.4 mm	6 mm	6.7 mm	7.6 mm	8.3 mm	9.5 mm	10.3 mm	11 mm