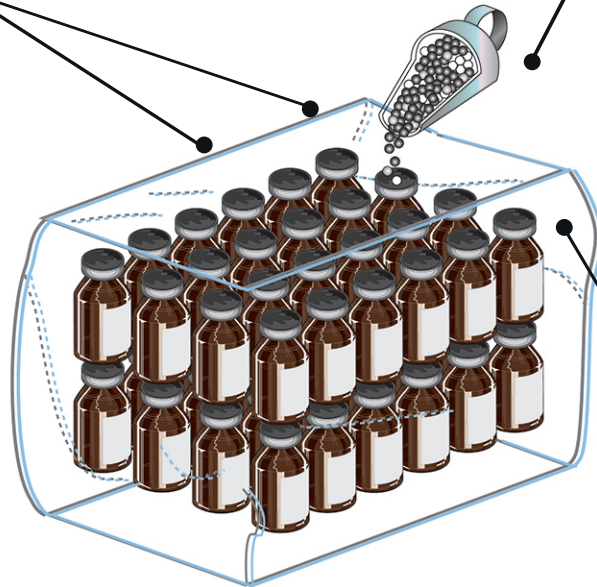


# AIRSEA 4DV UN PLYWOOD BOX RANGE

**EXAMPLES OF  
INNER CONTAINERS  
EXCLUDING:  
Explosives and Radioactives**

**Vermiculite  
(CODE 38)**  
Completely fill  
the Polythene  
Bag, Covering  
the Product.



**POLYTHENE  
LINER BAG**  
Seal with 75mm  
adhesive tape

**ASSEMBLY DETAILS:**

**PLYWOOD  
BOX: 4DV  
OUTER PACKAGING**

**CODE:1042**

FOR GROUPS: I II III  
X Y Z



4DV/X280/S/\*\*

UP TO A  
GROSS PACKAGE  
WEIGHT OF:

**280K**

MAXIMUM  
PERMITTED  
WEIGHT OF  
CONTENTS:

**120K**

(Product & Containers)

**External Dimensions:**  
1200 x 800 x 800mm

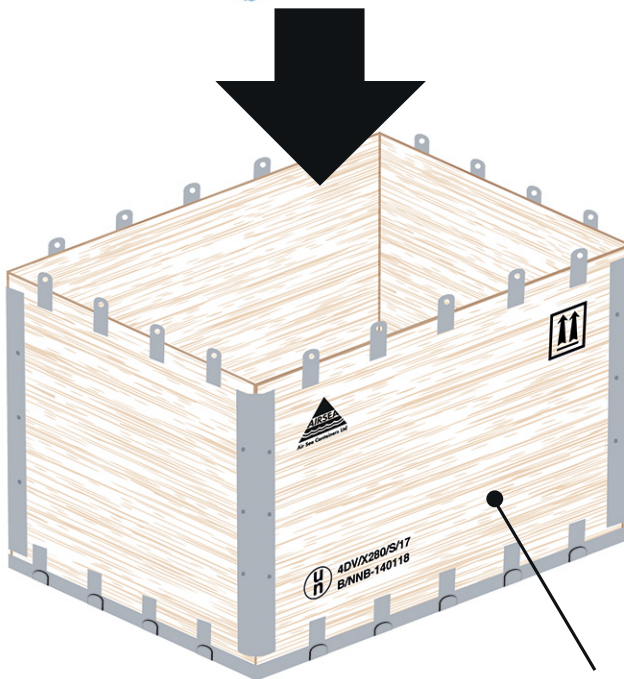
**Internal Dimensions:**  
1180 x 780 x 785mm

**NOTES:**  
SEE Special **PACKAGING  
DETAILS** and other  
information overleaf.

Vermiculite IS Required as  
absorbent filling of remaining  
available space.

\*\* Denotes year of manufacture

Adhesive tape, labels and  
vermiculite can be purchased  
separately from Air Sea Containers



**PLYWOOD  
BOX**

An evenly distributed layer of  
Vermiculite must cover the bottom  
and top of the packing spaces.

Continued Overleaf..



PackagingSupplies.com  
1120 West 130<sup>th</sup> Street Brunswick, OH 44212  
Tel: 800-536-3668 Fax: 440-846-1692  
email: [info@packagingsupplies.com](mailto:info@packagingsupplies.com)

# AIRSEA 4DV UN PLYWOOD BOX RANGE

ASSEMBLY DETAILS:

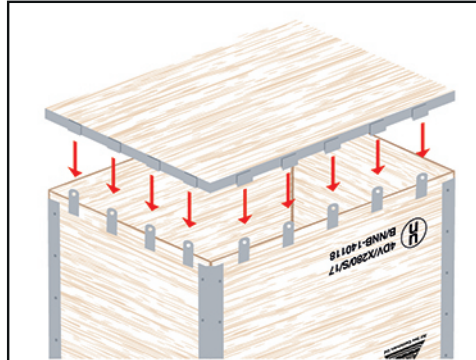
## PLYWOOD BOX: 4DV

OUTER PACKAGING

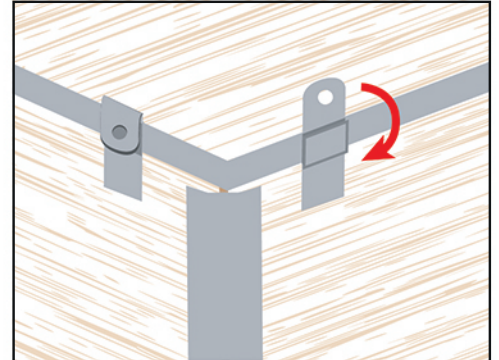
# CODE:1042

### INSTRUCTIONS FOR USE:

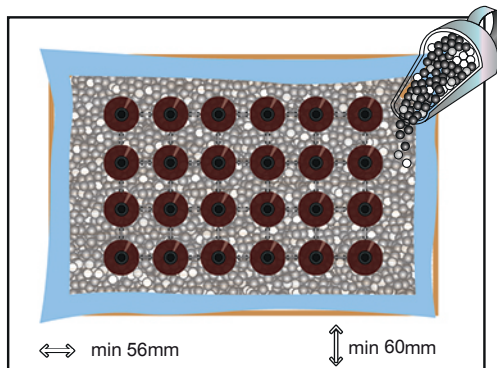
Refer to the illustrations on this page and overleaf.



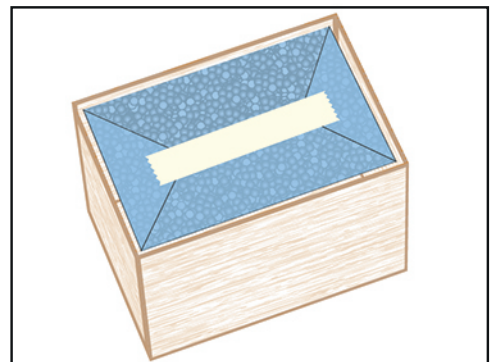
Unfold box and, ensuring all slots on base are aligned with the corresponding locking tabs, push down firmly.



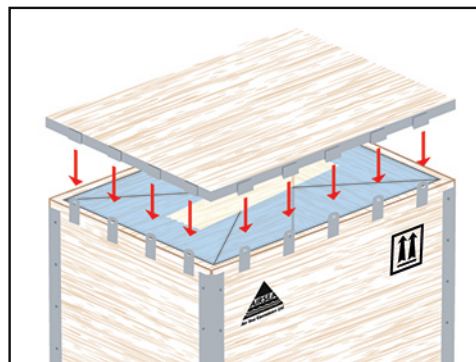
Using our special locking tab tool bend each tab into the locked position and finish off with a gentle tap. (conventional tools can also be used)




Place plastic liner bag inside box and add a minimum base layer of 55mm vermiculite before placing your inner product(s) into the box ensuring minimum spacing as shown



Completely fill all remaining space with vermiculite ensuring a minimum layer of 55mm vermiculite at the top of the box. Seal bag with 75mm adhesive tape.



Place the lid on top of the box and lock closed as shown in steps 1 & 2.



Finish by adding 15mm strapping to the box as shown.

IT IS THE SHIPPERS RESPONSIBILITY TO ENSURE ALL APPROPRIATE REGULATIONS GOVERNING THE TRANSPORTATION OF DANGEROUS GOODS ARE STRICTLY FOLLOWED.

Our PLYWOOD RANGE is a special 4DV OUTER PACKAGING approved under U.N. Test criteria which allows transport of NON-SPECIFIED INNER CONTAINERS and their contents up to a stated maximum weight."

In PLYWOOD 4DV/X280 the maximum permitted weight of the INNER CONTAINERS AND THEIR PRODUCT CONTENTS *must not exceed* 120.0 KILOGRAMS, whilst the GROSS PACKAGE WEIGHT *must not exceed* 280.0 KILOGRAMS.

PLYWOOD 4DV/X280 *must be assembled and packed strictly as instructed* and is then approved for the transportation of Packing Groups I, II, III, (X, Y, Z) Dangerous Goods.

CLASS 1 EXPLOSIVES OR CLASS 7 RADIOACTIVES MUST NOT BE PACKED IN THIS BOX.

 **PackagingSupplies.com**

PackagingSupplies.com  
1120 West 130<sup>th</sup> Street Brunswick, OH 44212  
Tel: 800-536-3668 Fax: 440-846-1692  
email: [info@packagingsupplies.com](mailto:info@packagingsupplies.com)