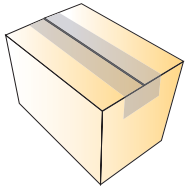


LITHIUM ION AND LITHIUM METAL BATTERY TRANSPORTATION GUIDELINES

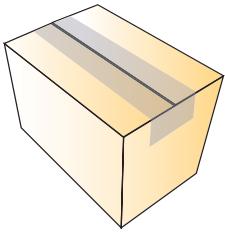
Packaging Instructions for the transportation of Lithium Ion and Lithium Metal Batteries

Ship up to 12kg of lithium batteries.

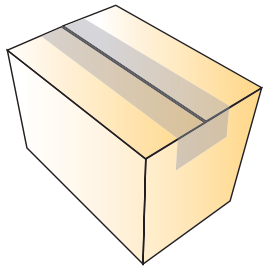
Size ranges available off the shelf between:



(int) DIMS
250 x 145 x 145mm



(int) DIMS
350 x 200 x 200mm



(int) DIMS
450 x 300 x 300mm

Other sizes available made to order with short lead times.

Please contact Air Sea Containers for approved inner packaging and accessories:

Antistatic liner bags,
Anti-static bubble wrap, Class 9
Lithium Battery Hazard labels,
Lithium Battery Marks, Cargo
aircraft only labels and 75mm
packing tape.

INSTRUCTIONS FOR USE:

1: Tape up box in 'U' shape using 75mm tape twice.

2: Line base of box with antistatic bubble wrap.

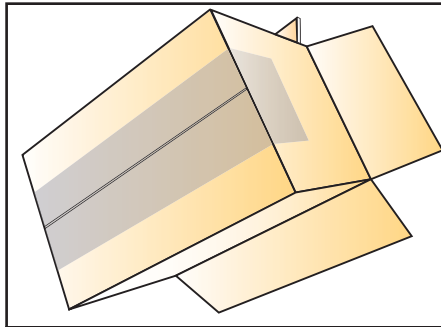
3: Place battery in antistatic liner bag.

4: Wrap battery in antistatic bubble wrap.

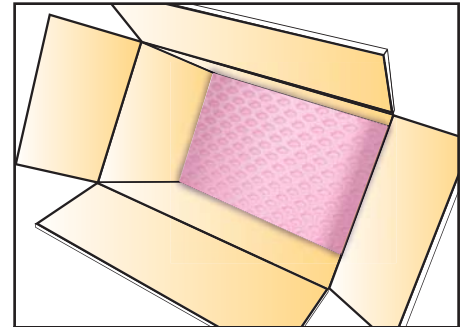
5: Place individual batteries inside box.

6: Fill remaining void spaces with antistatic bubble wrap.

7: Tape up box in 'U' shape using 75mm tape twice.



1: Tape up box in 'U' shape using 75mm tape twice.



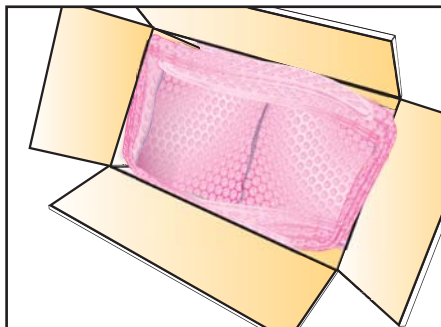
2: Line base of box with antistatic bubble wrap.



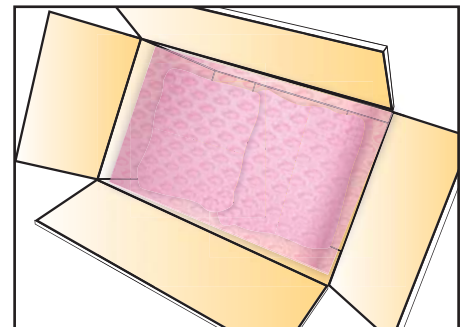
3: Place battery in antistatic liner bag.



4: Wrap battery in antistatic bubble wrap.

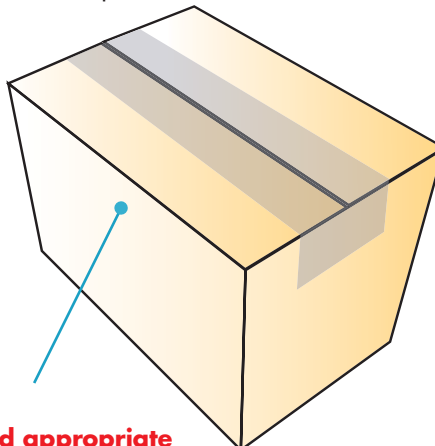


5: Place individual batteries inside box.



6: Fill remaining void spaces with antistatic bubble wrap.

7: Tape up box in 'U' shape using 75mm tape twice.



Add appropriate hazard labels



PackagingSupplies.com
1120 West 130th Street Brunswick, OH 44212
Tel: 800-536-3668 Fax: 440-846-1692
email: info@packagingsupplies.com