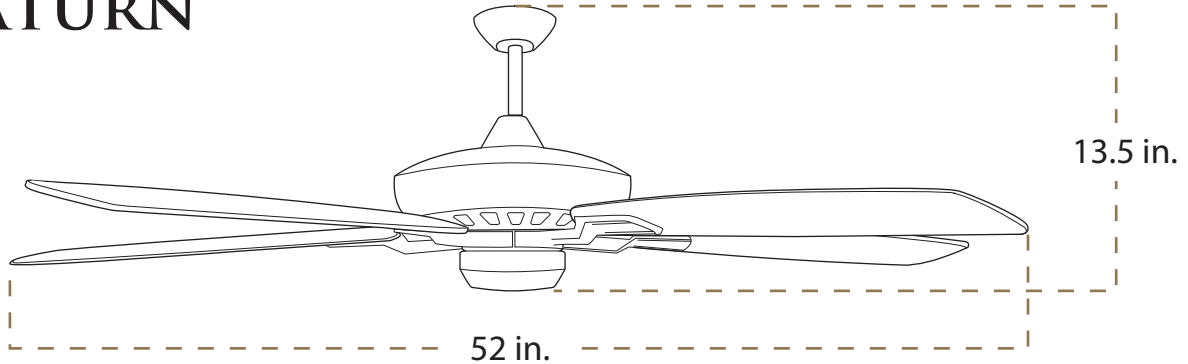


THE CEILING FAN  
**SHOPPE**<sup>®</sup>  
 EST. 2005


## 52" SATURN



### FEATURES

- 5 WEIGHT MATCHED NON-WARP 2-SIDED BLADES (WALNUT/CHERRY)
- EFFICIENT 3-SPEED MOTOR
- MAINTENANCE-FREE SEALED BEARINGS
- CEILING MOUNT FOR FLAT OR VAULTED CEILINGS UP TO APPROX. 4/12 PITCH
- REVERSIBLE MOTOR FOR YEAR-ROUND EFFECTIVENESS - VIA SWITCH ON CUP
- LIGHT KIT ADAPTABLE
- REMOTE CONTROL ADAPTABLE
- INCLUDES 5" EXTENSION ROD -  
 EXTENSIONS AVAILABLE SEPARATELY 6", 12", 18", 24", 36", 48", 60", 72"
- EXTENSION ROD COUPLERS AVAILABLE WHEN MORE THAN 72" IS NEEDED
- AVAILABLE FLUSH MOUNT KIT - INCREASE FLOOR  
 TO BLADE CLEARANCE BY APPROX. 3"
- THE 52" SATURN IS ALSO AVAILABLE SATIN STEEL AND PURE WHITE
- LIFETIME TECH SUPPORT
- 30 YEAR LIMITED WARRANTY


### FINISHES



SATIN STEEL



PURE WHITE



OIL RUBBED  
 BRONZE

### ENERGY INFORMATION AT HIGH SPEED

AIRFLOW	ELECTRICITY USE	AIRFLOW EFFICIENCY
6041	65.8	92
CUBIC FEET PER MINUTE	WATTS (EXCLUDES LIGHTS)	CUBIC FEET PER MINUTE PER WATT