

## Soudagum Hydro

Revision: 9/03/2018

Page 1 of 3

### Technical Data:

Base	Silane-terminated polymer
Consistency	Grey low-viscous material
Curing System	Moisture curing
Specific Gravity (DIN 53479)	1.51 g/mL
Skin Formation Time*	20 – 40 min
Curing Time*	Ca. 3h. (1 mm layer)
Application temperature	From +5°C to +40°C
Shore A hardness (ISO 868)	25 – 30
Change in volume (ISO 10563)	< 3%
Elongation at break (ISO 37 rod 1)	280 – 380 %
Tensile Strength (ISO 37 rod 1)	1.0 – 1.2 N/mm <sup>2</sup>
Tensile Strength 100% (ISO 37 rod 1)	0.6 – 0.7 N/mm <sup>2</sup>
Water permeability (DIN 1048)	Watertight
Walkability	P2 (moderate)
Temperature resistance	From -40 °C tot +80°C
Consumption	Ca. 1,4 kg/m <sup>2</sup> (1 mm thickness) to 2,0 kg/m <sup>2</sup> (2mm thickness)

These values may vary according to ambient conditions such as temperature, humidity, substrate etc.

### Product description

Soudagum Hydro is a one-component, solvent-free waterproofing product for horizontal and vertical surfaces.

### Characteristics

- Ready to use, one component
- Low viscous product
- Solvent-free
- Isocyanate-free
- Excellent workability, can be applied in 2 layers
- Water-vapor permeable
- Good temperature resistance
- Rain resistant, 2 hours after application
- Good crack-bridging
- Excellent resistance to chemicals
- Good UV and weather resistance
- Can be painted

### Applications

- Waterproofing of skylights, dome lights, pipe collars, wall breakthroughs, ...
- Waterproofing of cracks in roofs and walls
- Waterproofing of indoor and outdoor joints
- Waterproof layer under concrete roofs, terrain tiles and wooden terraces

- Repair of metal and plastic roof gutters and drainage
- Repair and renovation of rooftops (pans, slats, zinc), roof edges and chimney flashings
- Treatment of lead and zinc corrosion
- For protection and renovation of wood constructions such as verandas, terraces, garden poles, underground garden wood...
- Sealing of flower boxes and the outside of fountains and water ornaments
- Sealing of the outside underground foundations, cellars and masonry

Not recommended for application which are permanently immersed in water.

### Packaging

Colour: grey

Packaging: 5kg and 10kg buckets

### Shelf life

12 months in unopened original packaging in a dry storage place at temperatures between +5°C and +25°. Storage beyond the date specified on the label does not necessarily mean that the product is

Remark: The directives contained in this documentation are the result of our experiments and of our experience and have been submitted in good faith. Because of the diversity of the materials and substrates and the great number of possible applications which are out of our control, we cannot accept any responsibility for the results obtained. In every case it is recommended to carry out preliminary experiments.

---

## Soudagum Hydro

---

Revision: 9/03/2018

Page 2 of 3

no longer usable. In that case, the properties required for the intended use must be checked.

### Substrates

*Substrates:* Excellent adhesion on many substrates such as concrete, screed, glass, ceramics, tiles and wood, also metals such as aluminum, steel, zinc and copper.

*Nature:* Surfaces must be firm, loadbearing and free of dust and grease.

*Surface preparation:* Remove all traces of loose existing coating material. Soudagum Hydro can be used without primer on moist substrates but not in the presence of stagnant water.

We recommend a preliminary compatibility test.

### Application method

*Method:* Stir Soudagum Hydro in the container before using. Apply by roller or brush in 2 layers to a thickness of 2 mm. The second layer cannot be applied until the first has dried completely ( $\pm 3h$ , 23°C and 50% RH). After  $\pm 12h$  (23°C, 50% RH) the treated surface will be dry and follow-up work can begin. Be aware that different environmental factors can influence the drying time.

Connection and expansion joints must be previously properly dimensioned in order to achieve optimal performance. Suitable backing material is essential (foamed polyethylene). For optimal elastic characteristics of the sealant 2:1 or 1:1 width/depth ratio of the joint is suggested (minimal joint width: 6 mm; maximal joint width: 20 mm)

*Application temperature:* +5°C to +35°C

*Clean:* Up till the product starts to cure, it can be cleaned with Soudal Surface Cleaner. Cured material can only be removed mechanically.

### Remarks


The membrane can be reinforced with non-woven fleece. If so it's recommended to be used between two coats (fleece quality: 70 g/m<sup>2</sup>). Fleece should be buried in the first coat while it is still wet. The reinforcement overlaps must be 3 – 5 cm.

Reinforcement for internal and external corners or vents must be previously prepared by cutting shaped reinforcement pieces out of the fleece. The reinforcement of the edges, corners, or breakthroughs must be buried in the first coat of membrane before the application of the reinforcement on the main horizontal or vertical surface. The second coat can be applied on the fresh coating if the first coat has been reinforced.

### Health- and safety recommendation

Apply the usual industrial hygiene. Work in a well-ventilated place. Do not smoke. Consult the label for more information.

Remark: The directives contained in this documentation are the result of our experiments and of our experience and have been submitted in good faith. Because of the diversity of the materials and substrates and the great number of possible applications which are out of our control, we cannot accept any responsibility for the results obtained. In every case it is recommended to carry out preliminary experiments.



## Soudagum Hydro

Revision: 9/03/2018

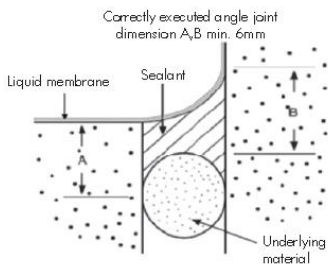
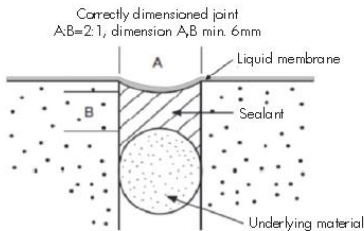
Page 3 of 3

### Adhesion on different materials

Material	Soudagum Hydro
Steel plate	5K
Brass	5K
Coloured steel plate	5K
PVC	3A
Polycarbonate	5K
Wood	5K
Glass	5K
Polyester	2A
Ceramics	5K
Aluminium	5K
Concrete	5K
Bitumen (aged) (*)	1A
Styrofoam	3A
ABS	5K
EPDM	(**)

Breakage: K - cohesive, A - adhesive  
Performance: 1 (poor) - 5 (excellent)

(\*) Bitumen may cause stains on the membrane  
(\*\*) Depending on the type of EPDM. Preliminary compatibility test necessary!



Remark: The directives contained in this documentation are the result of our experiments and of our experience and have been submitted in good faith. Because of the diversity of the materials and substrates and the great number of possible applications which are out of our control, we cannot accept any responsibility for the results obtained. In every case it is recommended to carry out preliminary experiments.