



**Hydroelectric  
Pump System  
Installation Guide**

Pictures may vary per application

## WARNING



**Please read and understand this manual before installing your EPAS kit.**

The installation of this system should be done by a professional mechanic or a very knowledgeable amateur. You will be cutting and splicing your steering column, therefore EPAS Performance will not be held responsible for any malpractice. Caution should be taken when installing the Hydroelectric motor: no impacts, shocks or hammering should be done to the unit.

For a complete understanding, we strongly suggest to read this owner's manual prior to any installation. **Should you have any questions or concerns feel free to contact us at (941) 893-5427 or visit our website for installation videos.**


EPAS Performance wishes you thousands of enjoyable miles with your new Hydroelectric Power Steering!




### **Required tools:**



- Drill
- Right angle grinder, with cutting disc
- Eye protection
- Measuring tape
- Steering wheel removal tool
- You will also need hand tools to remove the steering column

# Hydroelectric Pump System





The wiring harness for your Hydroelectric Pump System is essentially plug and play



## Wiring Harness Specifications:

- The **BLUE** end of the wiring harness connects to the Hydroelectric Pump
- The **PINK** end of the wiring harness connects to the angle sensor
- The grounding wire is **BLACK**
- The hot run ignition wire is **RED**
- The **GRAY** wire is to be grounded for calibrating



3/4" Removable  
Bushing




Angle Sensor



Bracket

- **Bracket can be used as a locator for the angle sensor**
- **3/4" Bushing is not needed on all applications**
- **Angle Sensor - to be installed on steering shaft**



Connect this  
end to the pump

Connect this  
end to battery


## Power Cord

**We provide you with a universal mounting bracket, but it is possible that you will have to custom build one to fit your specific application.**






# Connecting To The Pump:



# Connecting To Your Vehicle:




You will need to provide the fittings for your steering rack or steering box



This one goes without saying, but we're going to say it anyway.

**Don't forget to fill your Pump with power steering fluid!**



- Once your system is completely installed, turn the power on with your steering wheel straight, you will need to ground the gray wire in order to calibrate and start the system.
- The pump should not run until the gray wire is grounded.
- To make sure your system is running correctly simply remove the cover off of the control box - when you power the system up you should see the orange light and green lights blinking at the same speed.

# TERMS AND CONDITIONS

## LIABILITY LIMITATION AND RELEASE

We are pleased you have chosen to purchase one of our automotive specialty equipment items. Our products are carefully designed to combine performance, durability and safety, and to work in concert with the vehicle's original equipment. As they are specialty products, however, and as both performance and safety are paramount concerns, we urge our customers to consider having the products professionally installed.

We caution the purchaser that the enhancement provided by the specialty equipment item may change the handling characteristics of the vehicle. We urge the purchaser to carefully familiarize him/herself with the vehicle's performance characteristics with the new equipment. This should be done in a safe environment and in a safe manner.

We have no control over the quality or correctness of equipment installations performed by others, nor can we control the uses (in manner or environment) products are subjected to. Accordingly, liability on the part of EPAS Performance LLC is limited to the terms of its Express Limited Warranty.

A decision by the purchaser to retain and install the item purchased will be deemed acceptance of the specific terms of this Liability Limitation and Release.

The purchaser expressly releases and waives any claim against us for any consequential damages or injury that may arise from the use, or any malfunction, of its product. This Liability Limitation and Release binds the original purchaser, all successors in interest, and all persons to whom the product may subsequently be transferred; and the purchaser agrees to make this limitation known to all such persons. This Liability Limitation and Release is part of the consideration for the sale of the product.

This Liability Limitation and Release is governed by the laws of the State of Florida, United States of America. Any dispute regarding its terms or application is subject to arbitration in the State of Florida at the request of either party to the sale.

## WARRANTY

This warranty is limited to the repair or replacement of the defective part only; the warranty specifically excludes labor or consequential damages or injury. The decision as to whether the defective part will be repaired or replaced will rest solely with the manufacturer. The warranty period begins on the date the product is shipped to you.

Full 5-year warranty nontransferable.

This warranty is void if the product is or was improperly installed, abused in any manner. Road or accident damage is not covered.

To make a claim under this warranty, call EPAS Performance to return the defective product, shipping or postage prepaid. Please include a copy of the original purchase invoice and a note describing the circumstances of the failure or malfunction.

This warranty is governed by the laws of the State of Florida, United States of America. Any dispute regarding the coverage of this warranty, its application or terms is subject to arbitration in the State of Florida.

If the purchaser disagrees with any of the terms of this warranty, please return the purchased item within three (3) business days of receipt. A decision by the purchaser to retain and install the item purchased will be deemed acceptance of the specific terms of this warranty.

**Thank you for purchasing the EPAS Performance  
Hydroelectric Pump System.  
We hope you enjoy your vehicle for many miles to come!**

