

ADD W1







ADD W1 Baffled Oil Catch Can kit V3


Patent Pending

2018 KIA stinger 3.3 turbo Dual catch cans PCV/CCV setup

PCV:098-178 158-128

CCV:158-438 158-368 / bk-ks18

		 <p>1st Washer 2nd lock washer 3rd Nut</p>
<p>1: bracket mounting location</p>	<p>2: Secure Bracket with Nut and washer</p>	<p>3: Secure Bracket & oil catch can</p>
		
<p>4: Secure Oil catch can fitting with Teflon tape</p>	<p>4: Remove the PCV Hose</p>	<p>5: Remove the CCV Hose</p>



1:
Oil Catch PCV
Match A to A
Match B To B

2:
Oil Catch CCV
Match the C to C
Match the D to D

3:
F: Zip Tie the hose

Disclaimer

- Recommend setup diagram ONLY, ADD W1 is not responsible for any vehicle damage or personal injury to your vehicle or personal
- Check oil catch can lever every 500-1000 miles. Please dispose of any liquids properly
- Allow vehicle to cool completely prior to attempting installation
- ADD W1 is not responsible for any vehicle damage or personal injury to your vehicle or personal for installation of all ADD W1 products
- You assume any and all responsibility for any damage or injury that may occur while performing this work
- ADD W1 always suggests that a trained professional install all ADD W1 Products
- Only raise vehicle up on jack stands to on a vehicle lift