

Push-In Fittings

LF 3000[®] /LF 3200: 3 mm

LIQUIfit[®]

LF 6270, Optic Fibre

Prestomatic

LF 3600/LF 6100

LF 3800/LF 3900

National Sales Enquiries 1300 879 613
www.pneutech.com.au







Principle and Advantages of the Push-In Fitting

The **push-in fitting** is the most intuitive way of connecting tubes to a fitting in order to create a fluid distribution network. Thanks to its **quick installation**, versatility and **exceptional lifespan**, the push-in fitting contributes to improving machine efficiency. Moreover, the advanced patented design of the LF 3000® contributes to reducing **total cost of use**.

Connection

- Manual connection and disconnection without the use of tools
- Release button available in 5 colours, to identify different circuits



Assembly

All straight connectors are fitted with an internal hexagon for ease of assembly with the use of an Allen spanner. This enables assembly in restricted spaces.

Threads



Close Porting Assembly



Our fittings are designed for internal (above) or external assembly.

Sealing and 100 % Leak-Tested

The quality of the sealing material, selected specifically for the application, ensures excellent longevity of the fitting. In this way, Parker Legris offers the best return on investment on the market.

Quality of Design


- Unique and patented sealing technology
- Rigorous selection of materials:
NBR: ideally suited for compressed air
EPDM: perfectly suited for food and beverage
FKM: all fluids and high temperatures
- 100 % leak-tested in the production process

Benefits of Use

- The lowest leak rate on the market, whatever the temperature and length of use
- Perfectly suited to primary vacuum
- Full bore for optimum flow
- Optimum gripping of tube guaranteed


Gripping Ring Technology

- Ideal for polymer tubing, even for soft tubing
- Excellent tube guidance
- No tube movement under pressure
- Very compact solution




Gripping with Collet

- For polymer and grooved metal tubing (groove drawings available on request)
- Resistant to high pressure, excellent lifespan
- Robust solution for harsh environments



Gripping with Reversed Collet

- For rigid polymer and grooved metal tubing
- Resistant to high pressure
- Excellent durability
- Optimum sealing



Push-In Fittings

LF 3000® Push-In Fittings

(P. 1-4)



Fluids: compressed air

Materials: technical polymer, nickel-plated brass, NBR

Pressure: 20 bar

Temperature: -20°C to +80°C

Ø metric: 3 mm to 16 mm

Ø inch: 1/8" to 1/2"

LF 3200 Push-In Fittings (3 mm)

(P. 1-39)



Fluids: compressed air, non-corrosive fluids

Materials: chemical nickel-plated brass, NBR

Pressure: 20 bar

Temperature: -15°C to +80°C

Ø metric: 3 mm

LIQUIfit® Push-In Fittings

(P. 1-44)



Fluids: water, beverages, coolants, inert gases

Materials: biopolymer, EPDM, nickel-plated brass or stainless steel

Pressure: 16 bar

Temperature: -10°C to +95°C

Ø metric: 4 mm to 12 mm

Ø inch: 5/32" to 1/2"

LF 6270 Connectors for Optic Fibre Networks

(P. 1-73)



Fluids: compressed air, industrial water

Materials: technical polymer, NBR

Pressure: 25 bar

Temperature: -20°C to +80°C

Ø metric: 5 mm to 14 mm

Prestomatic Push-In Fittings

(P. 1-83)



Fluids: compressed air

Materials: technical polymer, brass, NBR

Pressure: 25 bar

Temperature: -50°C to +100°C

Ø metric: 6 mm to 16 mm

Braking System Adaptors

(P. 1-90)



Fluids: compressed air

Materials: brass, NBR

Pressure: 25 bar

Temperature: -40°C to +100°C

LF 3600 Push-In Fittings

(P. 1-95)



Fluids: compressed air, slightly corrosive industrial fluids

Materials: high phosphorus nickel-plated brass, FKM

Pressure: 30 bar

Temperature: -25°C to +150°C

Ø metric: 4 mm to 14 mm

LF 6100 Push-In Fittings

(P. 1-107)



Fluids: compressed air, oil, water

Materials: brass, NBR

Pressure: 60 bar

Temperature: -40°C to +120°C

Ø metric: 4 mm to 10 mm

LF 3800/LF 3900 Push-In Fittings

(P. 1-113)



Fluids: industrial fluids, chemicals, medical fluids, beverages

Materials: stainless steel, FKM

Pressure: 30 bar

Temperature: -25°C to +150°C

Ø metric: 4 mm to 12 mm

Ø inch: 3/16" to 1/2"

For more details on these ranges, you will find a selection guide in the "Introduction" section of this catalogue.

LF 3000® Push-In Fittings Range

Stud Fittings

Straights



Straights - Inch

Elbows



Elbows - Inch

Tees



Y



Cartridge



Cartridge - Inch



Tube-to-Tube Fittings

Straight



Straight - Inch



Elbow



Elbow - Inch



Tee



Tee - Inch



Y



Cross



Bulkhead Connector Fittings

Straights



Elbow



Multiple Fittings

Y



Tee



Elbow



Manifold



LF 3000® Push-In Fittings Range

Plug-In Fittings and Accessories

Elbows

3182
Page 1-22

3184
Page 1-22

3180
Page 1-22

Elbows - Inch

3182
Page 1-22

Tees

3183
Page 1-23

3188
Page 1-23

Y

3142
Page 1-23

3143
Page 1-23



Accessories

3120
Page 1-24

3166
Page 1-24

3168
Page 1-24

3126
Page 1-25

3122
Page 1-25

3151
Page 1-25

Accessories - Inch

3166
Page 1-24

3168
Page 1-24

3126
Page 1-25



Banjo Fittings

Banjo Fittings

3118
BSPP/Metric
Page 1-27

3018
BSPT
Page 1-27

3124
BSPP/Metric
Page 1-27

3149
BSPP/Metric
Page 1-27

3119
BSPP/Metric
Page 1-27



Modular Banjo Fittings

3538
Single Body
Page 1-28

3539
Double Body
Page 1-28

3549
Y Body
Page 1-28

3527
BSPP/Metric
Page 1-29

3528
BSPP/Metric
Page 1-29

3529
BSPP
Page 1-29

3524
BSPP/Metric
Page 1-29



Multi-Connectors

3300
Page 1-31

3320
Page 1-31

3321
Page 1-31

3329
Page 1-31

3379
Page 1-32

3381
Page 1-32



Self-Sealing and Oscillating Fittings

Self-Sealing Fittings

3391
BSPP
Page 1-35

3091
BSPT
Page 1-35

3160
Page 1-35

3159
BSPT
Page 1-35

3189
BSPP/Metric
Page 1-35



Oscillating Fittings

Accessories for Push-In Fittings

3130
Page 1-37

Clip
Page 1-37

3000 70
Page 1-37

3110
Page 1-37

0178
BSPP/Metric
Page 1-37

0222
BSPP/Metric
Page 1-37



LF 3000® Push-In Fittings

The LF 3000® range, with its wide variety of shapes and configurations, allows you to find **the perfect product to meet your needs** and thus **optimise the use** of your equipment.

Product Advantages

- Extreme Durability for Optimum Profitability**
 - 40 years of expertise
 - Conforms to ISO 14743
 - Ideal for vacuum or pressure applications
 - Tried-and-tested longevity according to DI 2006/42/EC requirements
 - Materials with high resistance
 - Durability of product and equipment
- Maximum Machine Efficiency**
 - 100% leak-tested in production
 - Full bore for optimum flow
 - Tube fixed during connection, preventing leakage
 - Excellent vacuum performance thanks to the patented sealing technology
- Productivity & Maintenance Improvement**
 - Compact and aesthetic design: reduced dimensions for space-saving
 - Lightweight: reduced energy consumption of operating systems
 - Parallel threaded fitting with a patented captive O-ring seal
 - Maximum flexibility due to the wide product range
 - Date coding to guarantee quality and traceability
 - Automatic sealing guaranteed, in both static and dynamic applications



- Applications**
- Robotics
 - Automotive Process
 - Pneumatics
 - Semi-Conductors
 - Textile
 - Packaging
 - Vacuum

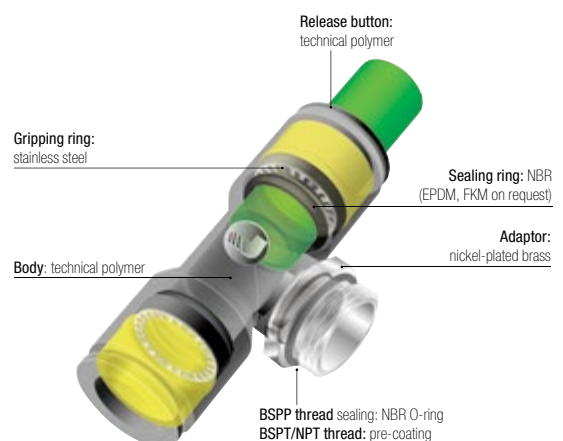
Technical Characteristics

Compatible Fluids	Compressed air Other fluids: please consult us
Working Pressure	Vacuum to 20 bar O.D. 16 mm: pressure limited to 16 bar at 20°C and 10 bar at 80°C
Working Temperature	-20°C to +80°C

Tightening Torque (daN.m)	Threads								
	M3 x0.5	M5 x0.8	M7 x1	M10 x1	M12 x1.5	G1/8	G1/4	G3/8	G1/2
	0.06	0.16	0.8	0.8	1.1	0.8	1.2	3	3.5

Reliable performance is dependent upon the type of fluid conveyed, component materials and tubing being used.
Use is guaranteed with a vacuum of 755 mm Hg (99% vacuum).

Component Materials



Silicone-free

Regulations

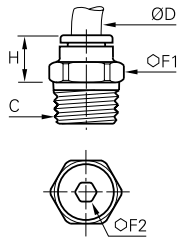
DI: 2006/42/EC test according to ISO 19973-5.
ISO 14743: Pneumatic fluid power, push-in connectors for thermoplastic tubes

DI: 97/23/EC (PED)
DI: 2002/95/EC (RoHS), 2011/65/EC
DI: 1907/2006 (REACH)

Stud Fittings

3175 Stud Fitting, Male BSPT Thread

Nickel-plated brass, NBR



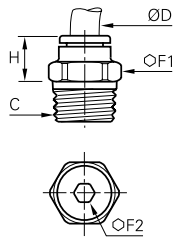
	ØD	C		F1	F2	H	Kg
4	R1/8	3175 04 10		10	3	9.5	0.005
	R1/4	3175 04 13		14	3	6.5	0.012
	R3/8	3175 04 17		17	3	8	0.024
6	R1/8	3175 06 10		10	4	11.5	0.005
	R1/4	3175 06 13		14	4	8.5	0.011
	R3/8	3175 06 17		17	4	8.5	0.022
8	R1/2	3175 06 21		21	4	9	0.043
	R1/8	3175 08 10		13	5	20	0.011
	R1/4	3175 08 13		14	6	17	0.014
10	R3/8	3175 08 17		17	6	13	0.021
	R1/2	3175 08 21		21	6	12	0.040
	R1/8	3175 10 10		16	5	22.5	0.017
12	R1/4	3175 10 13		16	7	20	0.017
	R3/8	3175 10 17		17	8	16.5	0.019
	R1/2	3175 10 21		21	8	14	0.036
14	R1/4	3175 12 13		19	7	26.5	0.029
	R3/8	3175 12 17		19	9	24	0.028
	R1/2	3175 12 21		21	10	19.5	0.036
16	R3/8	3175 14 17		22	9	28.5	0.044
	R1/2	3175 14 21		24	10	23.5	0.047
	R3/8	3175 16 17*		27	9	32.5	0.068
	R1/2	3175 16 21*		27	12	32.5	0.079

Pre-coated thread

*O.D. 16 mm: pressure limited to 16 bar at 20°C and 10 bar at 80°C

3175 Stud Fitting, Male NPT Thread

Nickel-plated brass, NBR



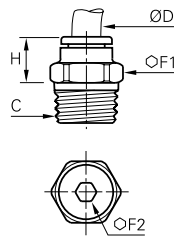
	ØD	C		F1	F2	H	Kg
6	NPT1/8	3175 06 11		11	4	11.5	0.006
	NPT1/4	3175 06 14		14	4	8.5	0.013
10	NPT1/4	3175 10 14		16	7	20	0.018
	NPT3/8	3175 10 18		18	8	16.5	0.023
	NPT1/2	3175 10 22		22	8	14	0.037
12	NPT3/8	3175 12 18		19	9	24	0.030
	NPT1/2	3175 12 22		22	10	19.5	0.037

Pre-coated thread

3175 Stud Fitting, Male NPT Thread

Inch

Nickel-plated brass, NBR



	ØD	C		F1	F2	H	Kg
1/8	NPT1/8	3175 53 11		11	2	7.2	0.006
	NPT1/4	3175 53 14		14	2	8	0.015
1/4	NPT1/8	3175 56 11		11	4	11.9	0.006
	NPT1/4	3175 56 14		14	4	9.4	0.013
	NPT3/8	3175 56 18		18	5	7.6	0.024
3/8	NPT1/8	3175 60 11		16	4	22.7	0.019
	NPT1/4	3175 60 14		16	7	20.5	0.019
	NPT3/8	3175 60 18		18	7	17.5	0.026
1/2	NPT3/8	3175 62 18		22	9.5	25.9	0.047
	NPT1/2	3175 62 22		24	9.5	22.1	0.064

Pre-coated thread

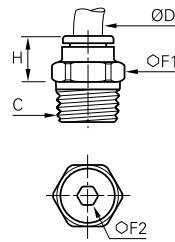
Other products are available upon request; please do not hesitate to consult us.

Stud Fittings

3175 Stud Fitting, Male BSPT Thread

Inch

Nickel-plated brass, NBR

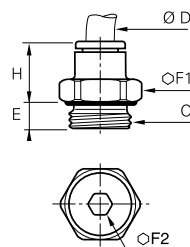


ØD	C		F1	F2	H	Kg
1/8	R1/8	3175 53 10	11	3	8.5	0.005
3/16	R1/8	3175 55 10	11.1	3.2	15.5	0.009
	R1/4	3175 55 13	14.3	4	15	0.020
1/4	R1/8	3175 56 10	11	4	12	0.006
	R1/4	3175 56 13	14	4	9.5	0.021
3/8	R1/4	3175 60 13	18	5	7.5	0.018
	R3/8	3175 60 17	13	5	20	0.019
	R1/2	3175 60 21	14	6	16.8	0.061
1/2	R1/4	3175 62 13	22	6	26.9	0.044
	R3/8	3175 62 17	22	7	25.9	0.048
	R1/2	3175 62 21	24	7	20.5	0.049

Pre-coated thread

3101 Stud Fitting, Male BSPP and Metric Thread

Nickel-plated brass, NBR



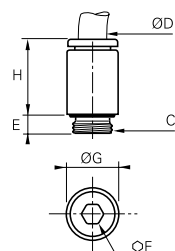
ØD	C		E	F1	F2	H	Kg
3	M3x0.5	3101 03 09*	2.5	8	-	12.5	0.003
	M5x0.8	3101 03 19	3.5	8	2.5	12.5	0.004
4	M3x0.5	3101 04 09*	2.5	8	-	14.5	0.003
	M5x0.8	3101 04 19	3	9	2.5	14	0.004
	M7x1	3101 04 55	5	10	2.5	14	0.004
	G1/8	3101 04 10	5	13	3	11.5	0.007
	G1/4	3101 04 13	5.5	16	3	10.5	0.011
	M5x0.8	3101 06 19	3.5	11	2.5	16	0.005
	M7x1	3101 06 55	5	10	3	16	0.006
	M10x1	3101 06 60	5	13	4	13	0.007
6	M12x1.5	3101 06 67	5.5	15	4	13	0.009
	G1/8	3101 06 10	5	13	4	13	0.007
	G1/4	3101 06 13	5.5	16	4	12.5	0.010
	G3/8	3101 06 17	5.5	20	4	13	0.020
	G1/2	3101 06 21	7.5	24	4	20	0.040
	M10x1	3101 08 60	5	13	5	21	0.011
8	M12x1.5	3101 08 67	5.5	15	5	21	0.015
	G1/8	3101 08 10	4.5	13	5	20.5	0.011
	G1/4	3101 08 13	5.5	16	6	19.5	0.016
	G3/8	3101 08 17	5.5	20	6	18	0.022
	G1/2	3101 08 21	7.5	24	6	16.5	0.039
	G1/4	3101 10 13	5.5	16	7	23	0.018
10	G3/8	3101 10 17	5.5	20	8	19.5	0.021
	G1/2	3101 10 21	7.5	24	8	18.5	0.033
12	G1/4	3101 12 13	5.5	19	7	27.5	0.027
	G3/8	3101 12 17	5.5	20	9	27	0.029
	G1/2	3101 12 21	7	24	11	22.5	0.035
14	G3/8	3101 14 17	5.5	22	9	29.5	0.041
	G1/2	3101 14 21	7	24	11	28	0.046
16	G3/8	3101 16 17**	7.5	27	9	32.5	0.061
	G1/2	3101 16 21**	9	27	12	32.5	0.066

*Bi-material O ring seal

**O.D. 16 mm: pressure limited to 16 bar at 20°C and 10 bar at 80°C

3181 Stud Fitting Round Body, Male Metric Thread

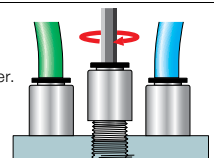
Nickel-plated brass, NBR



ØD	C		E	F	G	H	Kg
4	M5x0.8	3181 04 19	3.5	2.5	8.5	14.5	0.003
	M7x1	3181 04 55	5	3	10	14	0.004
6	M5x0.8	3181 06 19	3.5	2.5	11	16.5	0.005
	M7x1	3181 06 55	5	3	10	16	0.005

The internal hexagon and circular external shape ensure that model 3181 provides highly compact assembly.

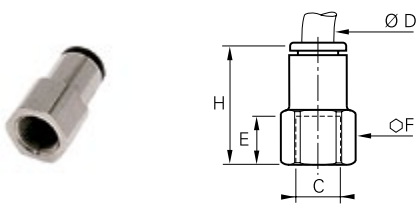
They can be easily installed with an Allen key without the need of a spanner.



Stud Fittings

3114 Stud Fitting, Female BSPP and Metric Thread

Nickel-plated brass, NBR

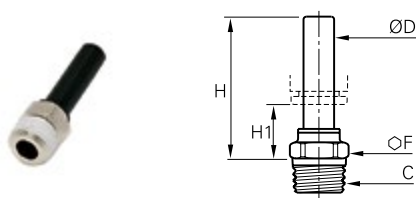


ØD	C		E	F	H	Kg
	M5x0.8	3114 04 19	6.5	8	19.5	0.005
4	G1/8	3114 04 10	9.5	13	22.5	0.009
	G1/4	3114 04 13	13.5	16	26.5	0.015
6	G1/8	3114 06 10	9.5	13	24.5	0.011
	G1/4	3114 06 13	13.5	16	28.5	0.016
8	G1/8	3114 08 10	9.5	13	29	0.015
	G1/4	3114 08 13	13.5	16	33	0.021
10	G3/8	3114 08 17	14	19	34	0.025
	G1/4	3114 10 13	13.5	16	36	0.027
	G3/8	3114 10 17	14	19	36	0.027
12	G1/2	3114 10 21	19.5	24	41.5	0.048
	G3/8	3114 12 17	14	19	40	0.033
14	G1/2	3114 12 21	19.5	24	45.5	0.053
	G3/8	3114 14 17	14	22	42.5	0.057
16	G1/2	3114 16 21*	15	27	49	0.096

*O.D. 16 mm: pressure limited to 16 bar at 20°C and 10 bar at 80°C

3121 Stud Standpipe, Male BSPT Thread

Technical polymer, nickel-plated brass

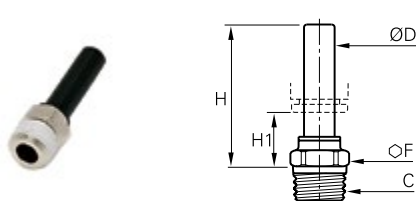


ØD	C		F	H	H1	Kg
4	R1/8	3121 04 10	10	26	14	0.005
	R1/4	3121 04 13	14	26.5	14.5	0.014
6	R1/8	3121 06 10	10	28	14	0.005
	R1/4	3121 06 13	14	28.5	14.5	0.014
8	R1/8	3121 08 10	10	29.5	11	0.005
	R1/4	3121 08 13	14	28.5	10	0.012
10	R3/8	3121 08 17	17	28.5	10	0.016
	R1/4	3121 10 13	15	36	15.5	0.012
	R3/8	3121 10 17	17	36	15.5	0.017
12	R1/2	3121 10 21	21	36	15.5	0.028
	R3/8	3121 12 17	17	36.5	12	0.018
14	R1/2	3121 12 21	21	36.5	12	0.030
	R1/2	3121 14 21	21	41	13.5	0.042

Pre-coated thread

3121 Stud Standpipe, Male NPT Thread

Technical polymer, nickel-plated brass



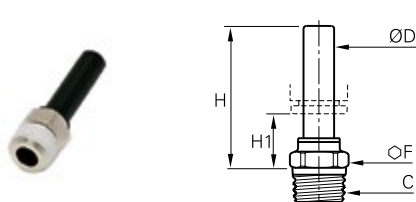
ØD	C		F	H	H1	Kg
4	NPT1/8	3121 04 11	11	25.9	14.5	0.007
	NPT1/4	3121 04 14	14	26.4	15	0.017
8	NPT1/8	3121 08 11	11	29.5	10.9	0.008
	NPT1/4	3121 08 14	14	28.4	9.9	0.014

Pre-coated thread

3121 Stud Standpipe, Male NPT Thread

Inch

Technical polymer, nickel-plated brass



ØD	C		F	H	H1	Kg
1/4	NPT1/8	3121 56 11	11	30	15.5	0.001
	NPT1/4	3121 56 14	14	28.4	14.5	0.001
3/8	NPT1/8	3121 60 11	15	44.4	16.5	0.013
	NPT1/4	3121 60 14	15	36.1	17	0.014
	NPT3/8	3121 60 18	18	36.1	15.5	0.023
1/2	NPT3/8	3121 62 18	17	36.6	9.4	0.026
	NPT1/2	3121 62 22	21	37.1	9.9	0.046

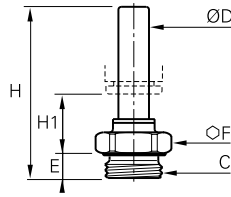
Pre-coated

5/32" (4 mm) and 5/16" (8 mm) are also available.

Stud Fittings

3131 Stud Standpipe, Male BSPP and Metric Thread

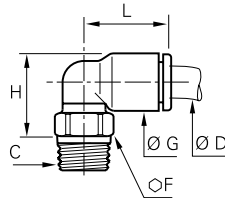
Technical polymer, nickel-plated brass, NBR



ØD	C		E	F	H	H1	Kg
4	M5x0.8	3131 04 19	3.5	8	31	16	0.002
	G1/8	3131 04 10	5	13	30	13.5	0.005
	G1/4	3131 04 13	5.5	16	31	13.5	0.010
6	G1/8	3131 06 10	5	13	32	13.5	0.005
	G1/4	3131 06 13	5.5	16	33	13.5	0.010
	G1/8	3131 08 10	5	13	35.5	12.5	0.008
8	G1/4	3131 08 13	5.5	16	34.5	10.5	0.010
	G3/8	3131 08 17	5.5	20	34.5	10.5	0.015
	G1/4	3131 10 13	5.5	16	43.5	17.5	0.012
10	G3/8	3131 10 17	5.5	20	41.5	15.5	0.015
	G1/2	3131 10 21	7.5	24	41.5	15.5	0.024
	G3/8	3131 12 17	5.5	20	42	12	0.015
12	G1/2	3131 12 21	7	24	43.5	12	0.025
	G3/8	3131 14 17	5.5	20	46.5	14	0.015
14	G1/2	3131 14 21	7	24	48	13.5	0.025

3109 Stud Elbow, Male BSPT Thread

Technical polymer, nickel-plated brass, NBR



ØD	C		F	G	H	L	Kg
4	R1/8	3109 04 10	10	8.5	13.5	14	0.006
	R1/4	3109 04 13	14	8.5	14	14	0.015
	R3/8	3109 04 17	17	8.5	13.5	14	0.018
6	R1/8	3109 06 10	10	10.5	15.5	16	0.006
	R1/4	3109 06 13	14	10.5	16	16	0.015
	R3/8	3109 06 17	17	10.5	16	16	0.019
8	R1/2	3109 06 21	21	10.5	16.5	16	0.034
	R1/8	3109 08 10	10	13.5	19	23	0.007
	R1/4	3109 08 13	14	13.5	18	23	0.014
10	R3/8	3109 08 17	17	13.5	18	23	0.018
	R1/2	3109 08 21	21	13.5	19.5	23	0.032
	R1/8	3109 10 10	15	16	23	26.5	0.012
12	R1/4	3109 10 13	15	16	22	26.5	0.014
	R3/8	3109 10 17	17	16	22	26.5	0.020
	R1/2	3109 10 21	21	16	22	26.5	0.032
14	R1/4	3109 12 13	15	19	25	31	0.016
	R3/8	3109 12 17	17	19	25	31	0.022
	R1/2	3109 12 21	21	19	25	31	0.035
16	R3/8	3109 14 17	20	22	30.5	35.5	0.031
	R1/2	3109 14 21	24	22	28.5	35.5	0.041
	R3/8	3109 16 17*	27	27	53	39	0.106
	R1/2	3109 16 21*	27	27	53	39	0.104

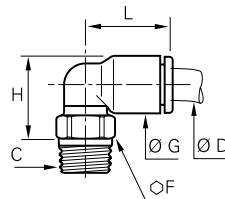
Pre-coated thread

The body swivels for positioning purposes.

*O.D. 16 mm: pressure limited to 16 bar at 20°C and 10 bar at 80°C

3109 Stud Elbow, Male NPT Thread

Technical polymer, nickel-plated brass, NBR



ØD	C		F	G	H	L	Kg
4	NPT1/8	3109 04 11	11	8.4	13.5	14	0.007
	NPT1/4	3109 04 14	14	8.4	14	14	0.016
6	NPT1/8	3109 06 11	11	10.5	15.5	16	0.007
	NPT1/4	3109 06 14	14	10.5	16	16	0.016
8	NPT1/8	3109 08 11	11	13.5	19	23.1	0.009
	NPT1/4	3109 08 14	14	13.5	18	23.1	0.015
	NPT1/4	3109 10 14	15	16	23	26.5	0.017
10	NPT3/8	3109 10 18	18	16	22	26.5	0.023
	NPT1/2	3109 10 22	22	16	23	26.5	0.045
12	NPT3/8	3109 12 18	18	19	25	31	0.027
	NPT1/2	3109 12 22	22	19	26	31	0.033

Pre-coated thread

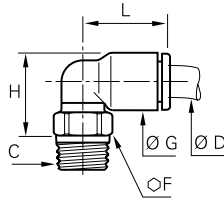
The body swivels for positioning purposes.

Stud Fittings

3109 Stud Elbow, Male NPT Thread

Inch

Technical polymer, nickel-plated brass, NBR



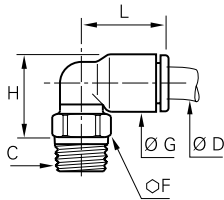
ØD	C		F	G	H	L	Kg
1/8	NPT1/8	3109 53 11	11	8.5	13.5	14.5	0.007
	NPT1/4	3109 53 14	14	8.5	14	14.5	0.015
1/4	NPT1/8	3109 56 11	11	10.9	17	18	0.008
	NPT1/4	3109 56 14	14	10.9	16	18	0.014
3/8	NPT3/8	3109 56 18	18	10.9	16.5	18	0.020
	NPT1/8	3109 60 11	15	16	23.1	27.4	0.013
3/8	NPT1/4	3109 60 14	15	16	23.1	27.4	0.017
	NPT3/8	3109 60 18	18	16	22.1	27.4	0.024
1/2	NPT3/8	3109 62 18	20	22.1	31	35.1	0.033
	NPT1/2	3109 62 22	24	22.1	28.4	35.1	0.045

Pre-coated thread. The body swivels for positioning purposes. 5/32"(4 mm) and 5/16"(8 mm) are also available.

3109 Stud Elbow, Male BSPT Thread

Inch

Technical polymer, nickel-plated brass, NBR

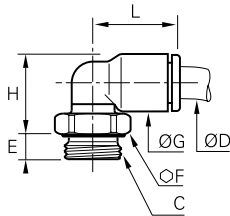


ØD	C		F	G	H	L	Kg
1/8	R1/8	3109 53 10	10	8.5	13.5	14.5	0.011
	R1/8	3109 55 10	11	10.9	17	21.6	0.010
3/16	R1/4	3109 55 13	14	8.4	14	14	0.016
	R1/8	3109 56 10	10	10.9	17	18	0.006
1/4	R1/4	3109 56 13	14	10.9	17	18	0.013
	R1/4	3109 60 13	15	16	22.1	26.4	0.016
3/8	R3/8	3109 60 17	17	16	22.1	26.4	0.054
	R1/4	3109 62 13	20	22.1	31	35.1	0.064
1/2	R3/8	3109 62 17	20	22.1	31	35.1	0.067
	R1/2	3109 62 21	24	22.1	28.4	35.1	0.046

Pre-coated thread. The body swivels for positioning purposes. 5/32"(4 mm) and 5/16"(8 mm) are also available.

3199 Stud Elbow, Male BSPP and Metric Thread

Technical polymer, nickel-plated brass, NBR



ØD	C		E	F	G	H	L	Kg
3	M3x0.5	3199 03 09	2.5	8	8.5	15	14.5	0.003
	M5x0.8	3199 03 19	3.5	8	8.5	13.5	14.5	0.003
	M3x0.5	3199 04 09*	2.5	8	8.5	15	14.5	0.002
	M5x0.8	3199 04 19	3.5	8	8.5	13.5	14	0.002
4	M7x1	3199 04 55	4.5	10	8.5	15	14	0.005
	G1/8	3199 04 10	5	13	8.5	13	14	0.006
	G1/4	3199 04 13	5.5	16	8.5	13	14	0.011
	M5x0.8	3199 06 19	3.5	8	10.5	15.5	16	0.003
6	M7x1	3199 06 55	4.5	10	10.5	17.5	16	0.006
	M10x1	3199 06 60	5	13	10.5	15	14	0.006
	M12x1.5	3199 06 67	5.5	15	10.5	15	16	0.009
	G1/8	3199 06 10	5	13	10.5	15	16	0.006
8	G1/4	3199 06 13	5.5	16	10.5	15	16	0.011
	G3/8	3199 06 17	5.5	20	10.5	15.5	16	0.022
	G1/2	3199 06 21	7	24	10.5	16	16	0.028
	M10x1	3199 08 60	5	13	13.5	20.5	23	0.009
10	M12x1.5	3199 08 67	5.5	15	13.5	18	23	0.009
	G1/8	3199 08 10	4.5	13	13.5	20.5	23	0.009
	G1/4	3199 08 13	5.5	16	13.5	18.5	23	0.012
	G3/8	3199 08 17	5.5	20	13.5	18.5	23	0.017
12	G1/2	3199 08 21	7	24	13.5	19	23	0.027
	G1/4	3199 10 13	5.5	16	16	23.5	26.5	0.014
	G3/8	3199 10 17	5.5	20	16	22	26.5	0.017
	G1/2	3199 10 21	7.5	24	16	22	26.5	0.027
14	G1/4	3199 12 13	5.5	16	19	26.5	31	0.016
	G3/8	3199 12 17	5.5	20	19	25	31	0.019
16	G1/2	3199 12 21	7	24	19	25	31	0.029
	G3/8	3199 14 17	5.5	20	22	32.5	35.5	0.029
16	G1/2	3199 14 21	7	24	22	27	35.5	0.028
	G3/8	3199 16 17**	7.5	27	27	54.5	39	0.101
	G1/2	3199 16 21**	9	27	27	54.5	39	0.097

The body swivels for positioning purposes.

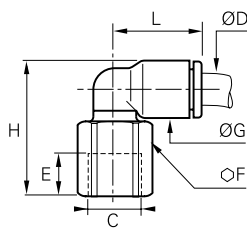
*Bi-material seal

**O.D. 16 mm: pressure limited to 16 bar at 20°C and 10 bar at 80°C

Stud Fittings

3192 Stud Elbow, Female BSPP Thread

Technical polymer, nickel-plated brass, NBR

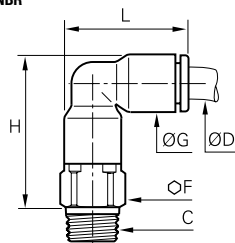


ØD	C		E	F	G	H	L	Kg
4	G1/8	3192 04 10	8.5	13	8.5	23	14	0.010
	G1/4	3192 04 13	11.5	16	8.5	27	14	0.017
6	G1/8	3192 06 10	8.5	13	10.5	25	16	0.010
	G1/4	3192 06 13	11.5	16	10.5	29	16	0.017
8	G1/8	3192 08 10	8.5	13	13.5	28	23	0.012
	G1/4	3192 08 13	11.5	16	13.5	32	23	0.020
10	G3/8	3192 08 17	12	19	13.5	33	23	0.026
	G1/4	3192 10 13	11	16	16	34.5	26.5	0.020
	G3/8	3192 10 17	12	19	16	35	26.5	0.024
12	G1/2	3192 10 21	16	24	16	41	26.5	0.048
	G1/4	3192 12 13	11	16	19	38	30.5	0.023
12	G3/8	3192 12 17	12	19	19	38.5	30.5	0.027
	G1/2	3192 12 21	16	24	19	43.5	30.5	0.050

The body swivels for positioning purposes.

3129 Extended Stud Elbow, Male BSPT Thread

Technical polymer, nickel-plated brass, NBR




ØD	C		F	G	H	L	Kg
4	R1/8	3129 04 10	10	8.5	23	19	0.009
	R1/4	3129 04 13	14	8.5	23.5	19	0.018
6	R1/8	3129 06 10	10	10.5	27	22.5	0.010
	R1/4	3129 06 13	14	10.5	27.5	22.5	0.020
8	R1/8	3129 08 10	13	13.5	34.5	29.5	0.018
	R1/4	3129 08 13	14	13.5	32.5	29.5	0.022
10	R3/8	3129 08 17	17	13.5	33	29.5	0.032
	R1/4	3129 10 13	15	16	39.5	34.5	0.031
	R3/8	3129 10 17	17	16	39.5	34.5	0.042
12	R1/2	3129 10 21	21	16	39.5	34.5	0.058
	R1/4	3129 12 13	19	19	45.5	40.5	0.051
12	R3/8	3129 12 17	19	19	45.5	40.5	0.047
	R1/2	3129 12 21	21	19	45.5	40.5	0.052
14	R3/8	3129 14 17	21	22	51.5	46.5	0.064
	R1/2	3129 14 21	21	22	51.5	46.5	0.070

Pre-coated thread

The body swivels for positioning purposes.

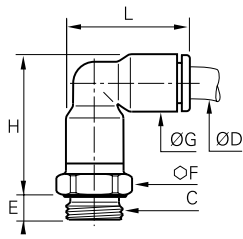
Parker Legris offers the solution to enable many types of configuration options.



Stud Fittings

3169 Extended Stud Elbow, Male BSPP and Metric Thread

Technical polymer, nickel-plated brass, NBR



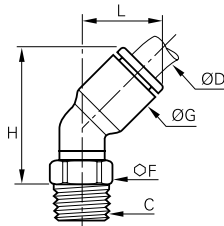
ØD	C		E	F	G	H	L	Kg
4	M5x0.8	3169 04 19	3.5	8	8.5	23	19	0.006
	M7x1	3169 04 55	4.5	10	8.5	22.5	19	0.008
	G1/8	3169 04 10	5	13	8.5	22.5	19	0.008
	G1/4	3169 04 13	5.5	16	8.5	22.5	19	0.013
6	M5x0.8	3169 06 19	3.5	10	10.5	27.5	23	0.008
	M7x1	3169 06 55	4.5	10	10.5	26	23	0.012
	G1/8	3169 06 10	5	13	10.5	27	23	0.011
	G1/4	3169 06 13	5.5	16	10.5	27	23	0.016
8	G1/8	3169 08 10	5	13	13.5	36	29.5	0.018
	G1/4	3169 08 13	5.5	16	13.5	33	29.5	0.020
	G3/8	3169 08 17	5.5	20	13.5	33	29.5	0.028
	G1/4	3169 10 13	5.5	16	16	40.5	34.5	0.027
10	G3/8	3169 10 17	5.5	20	16	40.5	34.5	0.036
	G1/2	3169 10 21	7.5	24	16	40.5	34.5	0.050
12	G1/4	3169 12 13	5.5	19	19	44.5	40.5	0.044
	G3/8	3169 12 17	5.5	20	19	42	40.5	0.038
	G1/2	3169 12 21	7.5	24	19	42	40.5	0.043
14	G3/8	3169 14 17	5.5	22	22	51	46.5	0.059
	G1/2	3169 14 21	7.5	24	22	48.5	46.5	0.063
16	G3/8	3169 16 17*	7.5	27	27	82.5	52	0.220
	G1/2	3169 16 21*	9	27	27	82.5	52	0.206

The body swivels for positioning purposes.

*O.D. 16 mm: pressure limited to 16 bar at 20°C and 10 bar at 80°C

3113 45° Elbow, Male BSPT Thread

Technical polymer, nickel-plated brass, NBR



ØD	C		F	G	H	L	Kg
4	R1/8	3113 04 10	10	9	21	13	0.006
6	R1/8	3113 06 10	10	11	24.5	14.5	0.006
	R1/4	3113 06 13	14	11	25	14.5	0.015
8	R1/8	3113 08 10	10	13.5	30	19.5	0.007
	R1/4	3113 08 13	14	13.5	28.5	19.5	0.014
	R3/8	3113 08 17	17	13.5	28.5	19.5	0.018
10	R1/4	3113 10 13	15	16	33.5	23	0.014
	R3/8	3113 10 17	17	16	33.5	23	0.019
	R1/2	3113 10 21	21	16	34	23	0.032
12	R1/4	3113 12 13	15	19	39	26	0.016
	R3/8	3113 12 17	17	19	39	26	0.022
	R1/2	3113 12 21	21	19	39	26	0.034

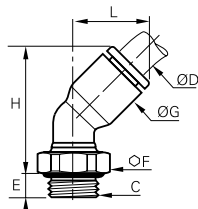
Pre-coated thread

The body swivels for positioning purposes.

This model prevents distortion of the tube.

3133 45° Elbow, Male BSPP and Metric Thread

Technical polymer, nickel-plated brass, NBR



ØD	C		E	F	G	H	L	Kg
4	M5x0.8	3133 04 19	3.5	8	9	23	13	0.003
	G1/8	3133 04 10	4.5	13	9	20.5	13	0.006
6	M5x0.8	3133 06 19	3.5	8	11	28	14.5	0.003
	G1/8	3133 06 10	4.5	13	11	24	14.5	0.006
	G1/4	3133 06 13	5.5	16	11	24	14.5	0.011
8	G1/8	3133 08 10	4.5	13	13.5	31	19.5	0.009
	G1/4	3133 08 13	5.5	16	13.5	29	19.5	0.012
	G3/8	3133 08 17	5.5	20	13.5	29	19.5	0.017
10	G1/4	3133 10 13	5.5	16	16	35	23	0.014
	G3/8	3133 10 17	5.5	20	16	33.5	23	0.017
	G1/2	3133 10 21	7	24	16	33.5	23	0.026
12	G1/4	3133 12 13	5.5	16	19	40.5	26	0.016
	G3/8	3133 12 17	5.5	20	19	39	26	0.019
	G1/2	3133 12 21	7	24	19	39	26	0.028

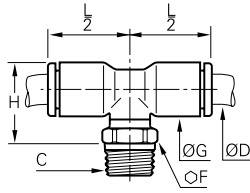
The body swivels for positioning purposes.

This model prevents distortion of the tube.

Stud Fittings

3108 Stud Branch Tee, Male BSPT Thread

Technical polymer, nickel-plated brass, NBR



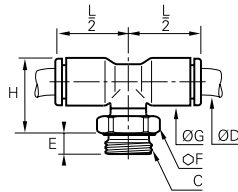
ØD	C		F	G	H	L/2	Kg
4	R1/8	3108 04 10	10	8.5	15.5	14	0.006
	R1/4	3108 04 13	14	8.5	16	14	0.015
6	R1/8	3108 06 10	10	10.5	17.5	16	0.007
	R1/4	3108 06 13	14	10.5	18	16	0.016
8	R1/8	3108 08 10	10	13.5	22	23	0.009
	R1/4	3108 08 13	14	13.5	21	23	0.016
8	R3/8	3108 08 17	17	13.5	21	23	0.020
	R1/4	3108 10 13	15	16	24	26.5	0.017
10	R3/8	3108 10 17	17	16	24	26.5	0.022
	R1/2	3108 10 21	21	16	24	26.5	0.035
12	R1/4	3108 12 13	15	19	27	31	0.021
	R3/8	3108 12 17	17	19	27	31	0.026
12	R1/2	3108 12 21	21	19	27	31	0.039
	R3/8	3108 14 17	20	22	30.5	35	0.037
14	R1/2	3108 14 21	24	22	28.5	35	0.048
	R3/8	3108 16 17*	27	27	53	38.5	0.128
16	R1/2	3108 16 21*	27	27	53	38.5	0.124

Pre-coated thread. The body swivels for positioning purposes.

*O.D. 16 mm: pressure limited to 16 bar at 20°C and 10 bar at 80°C

3198 Stud Branch Tee, Male BSPP and Metric Thread

Technical polymer, nickel-plated brass, NBR



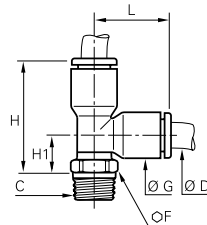
ØD	C		E	F	G	H	L/2	Kg
4	M5x0.8	3198 04 19	3.5	8	8.5	17.5	14	0.003
	G1/8	3198 04 10	5	13	8.5	15	14	0.006
	G1/4	3198 04 13	5.5	16	8.5	15	14	0.011
6	M5x0.8	3198 06 19	3.5	8	10.5	19.5	16	0.004
	G1/8	3198 06 10	5	13	10.5	17	16	0.007
	G1/4	3198 06 13	5.5	16	10.5	17	16	0.012
8	G1/8	3198 08 10	4.5	13	13.5	23.5	23	0.011
	G1/4	3198 08 13	5.5	16	13.5	21.5	23	0.014
	G3/8	3198 08 17	5.5	20	13.5	21.5	23	0.019
10	G1/4	3198 10 13	5.5	16	16	26	26.5	0.017
	G3/8	3198 10 17	5.5	20	16	24	26.5	0.020
	G1/2	3198 10 21	7.5	24	16	24	26.5	0.029
12	G1/4	3198 12 13	5.5	16	19	29	31	0.021
	G3/8	3198 12 17	5.5	20	19	27	31	0.024
12	G1/2	3198 12 21	7	24	19	27	31	0.033
	G3/8	3198 14 17	5.5	20	22	32.5	35.5	0.036
14	G1/2	3198 14 21	7	24	22	27	35.5	0.035
	G3/8	3198 16 17*	7.5	27	27	54.5	38.5	0.121
16	G1/2	3198 16 21*	9	27	27	54.5	38.5	0.117

The body swivels for positioning purposes.

*O.D. 16 mm: pressure limited to 16 bar at 20°C and 10 bar at 80°C

3103 Stud Run Tee, BSPT Thread

Technical polymer, nickel-plated brass, NBR



ØD	C		F	G	H	H1	L	Kg
4	R1/8	3103 04 10	10	8.5	23.5	9	14.5	0.006
	R1/4	3103 04 13	14	8.5	24	9.5	14.5	0.015
6	R1/8	3103 06 10	10	10.5	27.5	10	17.5	0.007
	R1/4	3103 06 13	14	10.5	28	10.5	17.5	0.016
8	R1/8	3103 08 10	10	13.5	35	12	23	0.009
	R1/4	3103 08 13	14	13.5	34	11	23	0.016
8	R3/8	3103 08 17	17	13.5	34	11	23	0.020
	R1/4	3103 10 13	15	16	40.5	14	26.5	0.017
10	R3/8	3103 10 17	17	16	40.5	14	26.5	0.022
	R1/2	3103 10 21	21	16	40.5	14	26.5	0.035
12	R1/4	3103 12 13	15	19	46.5	15.5	31	0.021
	R3/8	3103 12 17	17	19	46.5	15.5	31	0.026
12	R1/2	3103 12 21	21	19	46.5	15.5	31	0.039
	R3/8	3103 14 17	20	22	55	19.5	35.5	0.038
14	R1/2	3103 14 21	24	22	52.5	17.5	35.5	0.048
	R3/8	3103 16 17*	27	27	78	27	38.5	0.126
16	R1/2	3103 16 21*	27	27	78	27	38.5	0.124

Pre-coated thread

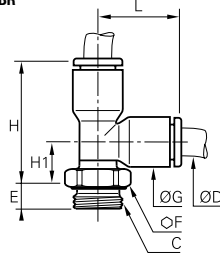
The body swivels for positioning purposes.

*O.D. 16 mm: pressure limited to 16 bar at 20°C and 10 bar at 80°C

Stud Fittings

3193 Stud Run Tee, Male BSPP and Metric Thread

Technical polymer, nickel-plated brass, NBR



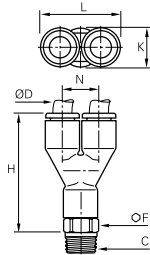
ØD	C		E	F	G	H	H1	L	Kg
4	M5x0.8	3193 04 19	3.5	8	8.5	26	11.5	14.5	0.003
	G1/8	3193 04 10	5	13	8.5	23	8.5	14.5	0.006
	G1/4	3193 04 13	5.5	16	8.5	23	8.5	14.5	0.011
6	M5x0.8	3193 06 19	3.5	8	10.5	29.5	12.5	17.5	0.004
	G1/8	3193 06 10	5	13	10.5	27	10	17.5	0.007
	G1/4	3193 06 13	5.5	16	10.5	27	10	17.5	0.012
8	G1/8	3193 08 10	4.5	13	13.5	36.5	14	23	0.011
	G1/4	3193 08 13	5.5	16	13.5	34.5	12	23	0.014
	G3/8	3193 08 17	5.5	20	13.5	34.5	12	23	0.019
10	G1/4	3193 10 13	5.5	16	16	42	15.5	26.5	0.017
	G3/8	3193 10 17	5.5	20	16	40.5	14	26.5	0.020
	G1/2	3193 10 21	7.5	24	16	40.5	14	26.5	0.029
12	G1/4	3193 12 13	5.5	16	19	48	17	31	0.021
	G3/8	3193 12 17	5.5	20	19	46.5	15.5	31	0.024
	G1/2	3193 12 21	7	24	19	46.5	15.5	31	0.033
14	G3/8	3193 14 17	5.5	20	22	56.5	21.5	35.5	0.036
	G1/2	3193 14 21	7	24	22	51	16	35.5	0.035
	G3/8	3193 16 17*	7.5	27	27	79.5	41	38.5	0.121
16	G1/2	3193 16 21*	9	27	27	79.5	41	38.5	0.117

The body swivels for positioning purposes.

*O.D. 16 mm: pressure limited to 16 bar at 20°C and 10 bar at 80°C

3148 Y Piece, Male BSPT Thread

Technical polymer, nickel-plated brass, NBR



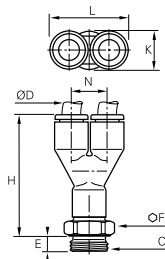
ØD	C		F	H	K	L	N	Kg
4	R1/8	3148 04 10	10	32.5	8.5	17.5	9	0.009
	R1/4	3148 04 13	14	33	8.5	17.5	9	0.019
6	R1/8	3148 06 10	10	39.5	10.5	21.5	11	0.011
	R1/4	3148 06 13	14	40	10.5	21.5	11	0.021
8	R1/8	3148 08 10	13	56.5	13.5	28	14.5	0.020
	R1/4	3148 08 13	14	55.5	13.5	28	14.5	0.025
	R3/8	3148 08 17	16	48.5	13.5	28	14.5	0.034
10	R1/4	3148 10 13	14	60	19	39	20	0.033
	R3/8	3148 10 17	16	60.5	19	39	20	0.042
	R1/2	3148 10 21	24	61	19	39	20	0.062
12	R3/8	3148 12 17	19	66	19	39	20	0.053
	R1/2	3148 12 21	21	66	19	39	20	0.059

Pre-coated thread

The body swivels for positioning purposes.

3158 Y Piece, Male BSPP and Metric Thread

Technical polymer, nickel-plated brass, NBR



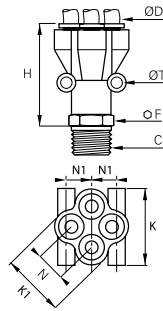
ØD	C		E	F	H	K	L	N	Kg
4	M5x0.8	3158 04 19	3.5	8	32.5	8.5	17.5	9	0.006
	G1/8	3158 04 10	5	13	32	8.5	17.5	9	0.009
	G1/4	3158 04 13	5.5	16	32.5	8.5	17.5	9	0.014
6	M5x0.8	3158 06 19	3.5	10	39.5	10.5	21.5	11	0.009
	G1/8	3158 06 10	5	13	39	10.5	21.5	11	0.012
	G1/4	3158 06 13	5.5	16	39.5	10.5	21.5	11	0.017
8	G1/8	3158 08 10	5	13	49	13.5	28	14.5	0.020
	G1/4	3158 08 13	5.5	16	49.5	13.5	28	14.5	0.023
	G3/8	3158 08 17	6	19	48	13.5	28	14.5	0.030
10	G1/4	3158 10 13	5.5	16	58	16	33	17	0.031
	G3/8	3158 10 17	6	20	57.5	16	33	17	0.040
	G1/2	3158 10 21	7	24	58	16	33	17	0.054
12	G3/8	3158 12 17	6	20	62	19	39	20	0.044
	G1/2	3158 12 21	7	24	63	19	39	20	0.050

The body swivels for positioning purposes.

Stud Fittings

3112 Double Y Piece, Male BSPT Thread

Technical polymer, nickel-plated brass, NBR

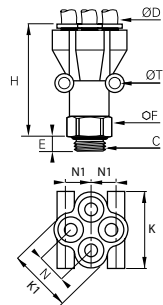


ØD	C		F	H	K	K1	N	N1	ØT	Kg
4	R1/8	3112 04 10	13	41.5	25.5	21	10	8.5	3.7	0.022
	R1/4	3112 04 13	14	43.5	25.5	21	10	8.5	3.7	0.027
6	R1/8	3112 06 10	19	54.5	31.5	26.5	12	10	3.7	0.041
	R1/4	3112 06 13	19	57.5	31.5	26.5	12	10	3.7	0.047

Pre-coated thread
The body swivels for positioning purposes.

3132 Double Y, Male BSPP Thread

Technical polymer, nickel-plated brass, NBR

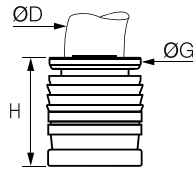


ØD	C		E	F	H	K	K1	N	N1	ØT	Kg
4	G1/8	3132 04 10	5	13	41	25.5	21	10	8.5	3.7	0.022
	G1/4	3132 04 13	5.5	16	40	25.5	21	10	8.5	3.7	0.026
6	G1/8	3132 06 10	5	19	53.5	31.5	26.5	12	10	3.7	0.040
	G1/4	3132 06 13	5.5	19	52.5	31.5	26.5	12	10	3.7	0.042

The body swivels for positioning purposes.

3100 Carstick® Cartridge

Brass, NBR



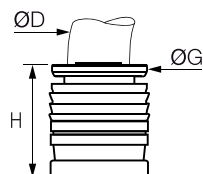
ØD		G	G1	H	L	Kg
4	3100 04 00	8	11	10	554	0.001
6	3100 06 00	10	14.5	11.5	629	0.002
8	3100 08 00	13	15	15	794	0.002
10	3100 10 00	15.5	19.5	17	930	0.005
12	3100 12 00	19.5	21	19.5	1038	0.010
14	3100 14 00	21	24.5	22.5	1100	0.013

50 cartridges per Carstick®.
Cavity dimensions are available in chapter 2. For the 14 mm cartridge, please consult us regarding cavity dimensions.



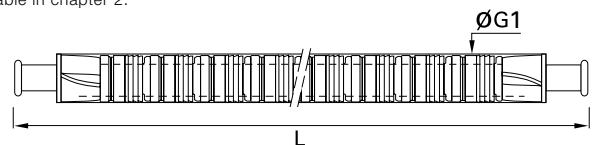
3100 Carstick® Cartridge

Nickel-plated brass, NBR



ØD		G	G1	H	L	Kg
1/8	3100 53 00 99	7	10	9	508	0.002
1/4	3100 56 00 99	10.5	14.5	12	600	0.003
3/8	3100 60 00 99	15.5	19	16.5	930	0.006

50 cartridges per Carstick®.
5/32" (4 mm) and 5/16" (8 mm) also available.
Cavity dimensions are available in chapter 2.

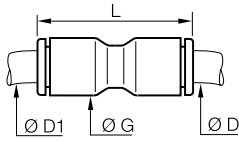


Other products are available upon request; please do not hesitate to consult us.

Tube-to-Tube Fittings

3106 Equal and Unequal Tube-to-Tube Connector

Technical polymer, NBR



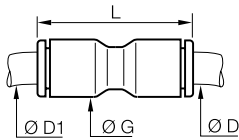
ØD	ØD1		G	L	Kg
3	3	3106 03 00	8.5	25	0.002
	4	3106 03 04	8.5	25	0.002
4	1/4	3106 04 56	11	29.5	0.005
	4	3106 04 00	8.5	25	0.001
	6	3106 04 06	11	28	0.002
	8	3106 04 08	13.5	38	0.005
6	1/4	3106 06 56	13.5	36	0.009
	6	3106 06 00	10.5	28.5	0.002
	8	3106 06 08	13.5	38	0.005
8	10	3106 06 10	16	42	0.007
	8	3106 08 00	13.5	38	0.004
	10	3106 08 10	16	42	0.008
10	12	3106 08 12	19	50.5	0.026
	10	3106 10 00	16	42	0.005
	12	3106 10 12	19	50.5	0.019
12	1/2	3106 12 62	22	56.5	0.024
	12	3106 12 00	19	50.5	0.009
	14	3106 12 14	22	56	0.026
	16	3106 12 16	27	61	0.066
14	14	3106 14 00	22	56	0.014
16	16	3106 16 00*	27	60.5	0.041

*O.D. 16 mm: pressure limited to 16 bar at 20°C and 10 bar at 80°C

3106 Equal and Unequal Tube-to-Tube Connector

Inch

Technical polymer, NBR

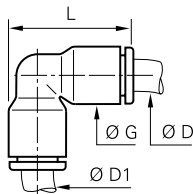


ØD	ØD1		G	L	Kg
1/4	1/4	3106 56 00	10.9	29.5	0.002
	3/8	3106 60 00	16	42	0.006
3/8	10	3106 60 10	12	50.5	0.029
	1/4	3106 60 56	16	41	0.016
1/2	1/2	3106 62 00	22	55	0.016

5/32"(4 mm) and 5/16"(8 mm) also available

3102 Equal and Unequal Elbow

Technical polymer, NBR



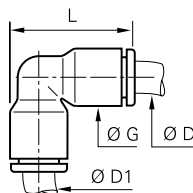
ØD	ØD1		G	L	Kg
4	4	3102 04 00	8.5	19	0.001
	6	3102 04 06	10.5	22.5	0.004
6	6	3102 06 00	10.5	22.5	0.002
	8	3102 06 08	13.5	29.5	0.008
8	8	3102 08 00	13.5	29.5	0.004
	10	3102 08 10	16	34.5	0.012
10	10	3102 10 00	16	34.5	0.006
	12	3102 10 12	19	40.5	0.020
12	12	3102 12 00	19	40.5	0.010
14	14	3102 14 00	22	46.5	0.015
16	16	3102 16 00*	27	52	0.043

*O.D. 16 mm: pressure limited to 16 bar at 20°C and 10 bar at 80°C

3102 Equal and Unequal Elbow

Inch

Technical polymer, NBR



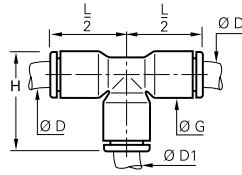
ØD	ØD1		G	L	Kg
1/4	1/4	3102 56 00	11	23.5	0.002
3/8	3/8	3102 60 00	16	34	0.006
1/2	1/2	3102 62 00	22	35	0.017

5/32"(4 mm) and 5/16"(8 mm) also available

Tube-to-Tube Fittings

3104 Equal and Unequal Tee

Technical polymer, NBR



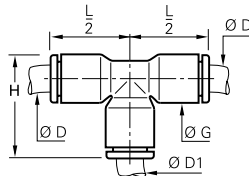
ØD	ØD1		G	H	L/2	Kg
3	3	3104 03 00	8.5	19	14.5	0.004
4	4	3104 04 00	8.5	19	14.5	0.002
	6	3104 04 06	10.5	22.5	17.5	0.007
6	4	3104 06 04	10.5	22.5	17.5	0.005
	6	3104 06 00	10.5	22.5	17.5	0.003
	8	3104 06 08	13.5	29.5	23	0.015
8	4	3104 08 04	13.5	29	17.5	0.013
	6	3104 08 06	13.5	29.5	23	0.010
	8	3104 08 00	13.5	29.5	23	0.006
10	10	3104 08 10	16	34.5	26.5	0.020
	4	3104 10 04	16	33	26	0.023
	8	3104 10 08	16	34.5	26.5	0.014
12	10	3104 10 10	19	40.5	31	0.034
	12	3104 10 12	19	39	31	0.040
	10	3104 12 10	19	40.5	31	0.024
14	12	3104 12 00	19	40.5	31	0.014
	8	3104 14 08	22	46	35.5	0.053
16	14	3104 14 00	22	46	35.5	0.023
	12	3104 16 12*	27	52.5	39	0.088
	16	3104 16 00*	27	52	39	0.063

*O.D. 16 mm: pressure limited to 16 bar at 20°C and 10 bar at 80°C

3104 Equal and Unequal Tee

Inch

Technical polymer, NBR

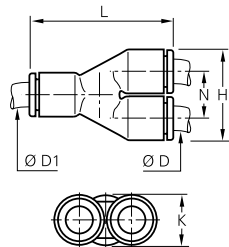


ØD	ØD1		G	H	L/2	Kg
5/32	1/4	3104 04 56	11	23.5	18	0.008
1/8	1/8	3104 53 00	8.4	19	14.5	0.003
	1/4	3104 53 56	11	23.5	18	0.011
3/16	3/16	3104 55 00	10.9	27.2	21.6	0.016
	5/32	3104 56 04	11	23.5	18.5	0.014
1/4	1/4	3104 56 00	11	23	24	0.003
	1/8	3104 56 53	11	23.5	18.5	0.007
	3/8	3104 56 60	16	33.5	24.5	0.017
3/8	1/4	3104 60 56	16	32.5	25.5	0.019
	1/2	3104 60 62	22	46	35	0.069
	3/8	3104 60 00	16	34	26	0.009
1/2	1/2	3104 62 00	22	46	35	0.026
	1/4	3104 62 56	22.1	45.2	35.3	0.021
	3/8	3104 62 60	22	46	35	0.060

5/32"(4 mm) and 5/16"(8 mm) also available

3140 Equal and Unequal Single Y Piece

Technical polymer, NBR



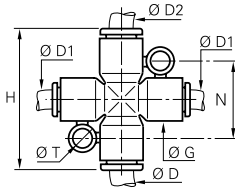
ØD	ØD1		H	K	L	N	Kg
4	4	3140 04 00	17.5	8.5	28.5	9	0.002
	6	3140 04 06	17.5	10.5	33	9	0.003
6	6	3140 06 00	21.5	10.5	35	11	0.003
	8	3140 06 08	22.5	13.5	41	11.5	0.005
8	8	3140 08 00	28	13.5	45	14.5	0.006
	10	3140 08 10	28	16	47	14.5	0.007
10	10	3140 10 00	33	16	53	17	0.010
	12	3140 10 12	33	19	57	17	0.012
12	12	3140 12 00	39	19	57	17	0.017


Tube-to-Tube Fittings

3107

Equal and Unequal Cross

Technical polymer, NBR



ØD	ØD1	ØD2		G	H	N	ØT	Kg
4	4	4	3107 04 00	11	36	20	4.2	0.014
6	4	6	3107 04 06	11	36	20	4.2	0.009
4	4	6	3107 06 04	11	36	20	4.2	0.012
6	6	6	3107 06 00	11	36	20	4.2	0.005
8	6	8	3107 06 08	11	46	22.5	4.2	0.018
6	6	8	3107 08 06	13.5	46	22.5	4.2	0.022
8	8	8	3107 08 00	13.5	46	22.5	4.2	0.009

Boxes protect the contents and are designed to meet your requirements:

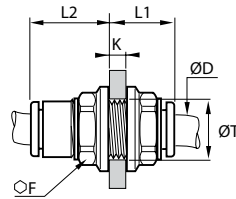
- part numbers and corresponding product pictures allow for immediate visual identification
- bar codes
- easy storage
- tamper-proof system of opening/closing
- recyclable material



Bulkhead Connector Fittings

3116 Equal Bulkhead Connector

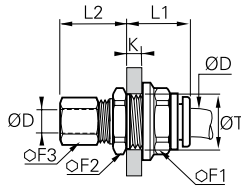
Technical polymer, NBR



ØD		F	K _{max}	L1	L2	ØT _{min}	Kg
4	3116 04 00	13	5.5	15	10	10.5	0.003
6	3116 06 00	15	8.5	18	10.5	12.5	0.004
8	3116 08 00	18	14.5	25	13.5	15.5	0.007
10	3116 10 00	22	14.5	27.5	15.5	18.5	0.011
12	3116 12 00	26	18.5	33	18	22.5	0.019
14	3116 14 00	29	20.5	37.5	20.5	25.5	0.028

3146 Equal Mixed Bulkhead Connector

Nickel-plated brass, NBR

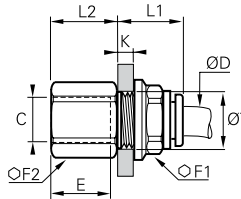


ØD		F1	F2	F3	K _{max}	L1	L2	ØT _{min}	Kg
4	3146 04 00	13	13	10	7	17.5	17.5	10.5	0.018
6	3146 06 00	15	17	13	8	19	18	12.5	0.029
8	3146 08 00	18	19	14	8	20.5	20.5	15.5	0.036
10	3146 10 00	22	22	19	8.5	23	24.5	18.5	0.066
12	3146 12 00	26	25	22	8.5	27	25	22.5	0.096
14	3146 14 00	29	29	24	10.5	27	27	25.5	0.124

Push-in connection with compression fitting

3136 Bulkhead Connector, Female BSPP Thread

Nickel-plated brass, NBR

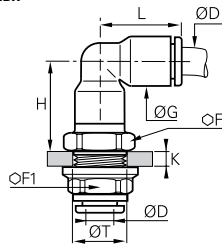


ØD	C		E	F1	F2	K _{max}	L1	L2	ØT _{min}	Kg
4	G1/8	3136 04 10	9.5	13	13	7	17	11.5	10.5	0.015
	G1/4	3136 04 13	13.5	13	16	7	17	15.5	10.5	0.021
6	G1/8	3136 06 10	9.5	15	15	8	19	10.5	12.5	0.020
	G1/4	3136 06 13	13.5	15	17	7	19	15.5	12.5	0.027
8	G1/8	3136 08 10	9.5	18	17	8	20.5	10.5	15.5	0.029
	G1/4	3136 08 13	13.5	18	17	8	20.5	14.5	15.5	0.029
10	G3/8	3136 10 17	14	22	22	8.5	23	16	18.5	0.051
	G3/8	3136 12 17	14	26	24	8.5	27	16	22.5	0.079
12	G1/2	3136 12 21	19.5	26	27	8.5	27	21.5	22.5	0.098
	G3/8	3136 16 17	12	29	29	10.5	30	15	27.5	0.125
16	G1/2	3136 16 21*	15	29	29	10.5	30	19.5	27.5	0.126

*O.D. 16 mm: pressure limited to 16 bar at 20°C and 10 bar at 80°C

3139 Equal Bulkhead Elbow

Technical polymer, nickel-plated brass, NBR



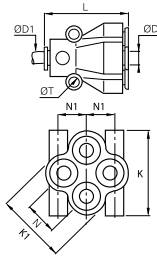
ØD		F	F1	G	H	K	L	ØT	Kg
4	3139 04 00	13	13	8.5	17	6.5	14.5	10.5	0.014
6	3139 06 00	17	15	10.5	19.5	7	17.5	12.5	0.021
8	3139 08 00	19	18	13.5	24	8	23	15.5	0.032
10	3139 10 00	22	22	16	28	8.5	26	18.5	0.049
12	3139 12 00	24	26	19	33	8.5	31	22.5	0.086
14	3139 14 00	27	29	25.5	37.5	10.5	36	25.5	0.117

The body swivels for positioning purposes.

Multiple Fittings

3144 Equal and Unequal Multiple Y Piece

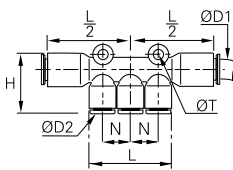
Technical polymer, NBR



ØD	ØD1		K	K1	L	N	N1	ØT	Kg
4	4	3144 04 04	25.5	21	30.5	10	8.5	3.7	0.016
	6	3144 04 06	26	21	30.5	10	10	3.7	0.013
6	6	3144 06 06	31.5	26.5	37.5	12	8.5	3.7	0.031
	8	3144 06 08	31.5	26.5	38	12	10	3.7	0.026

3304 Multiple Tee

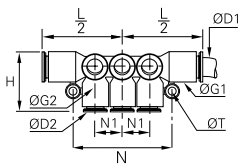
Technical polymer, NBR



ØD1	ØD2		H	L	L/2	N	ØT	Kg
6	4	3304 06 04	24.5	34	37	11.5	4.2	0.015
8	4	3304 08 04	24.5	34	37	11.5	4.2	0.012
	6	3304 08 06	24.5	34	37	11.5	4.2	0.010
10	6	3304 10 06	36	44	40.5	14.5	4.2	0.019
	8	3304 10 08	36	44	40.5	15.5	4.2	0.015

3306 90° Multiple Elbow

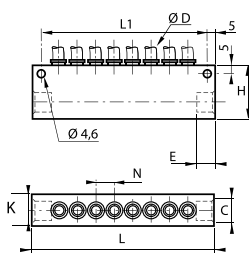
Technical polymer, NBR



ØD1	ØD2		G	G1	H	L/2	N	N1	ØT	Kg
6	4	3306 06 04	13.5	11	18.5	36	43	11.5	4.2	0.034
8	4	3306 08 04	13.5	11	18.5	36.5	43	11.5	4.2	0.025
	6	3306 08 06	13.5	11	18.5	36.5	43	11.5	4.2	0.022
10	6	3306 10 06	16	13.5	23	42	52	14.5	4.2	0.048
	8	3306 10 08	16	13.5	23.5	42	52	14.5	4.2	0.021

3310 In-Line Manifold

Treated aluminium, NBR

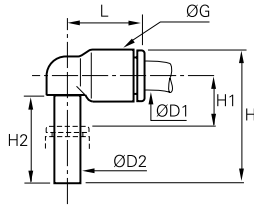


ØD	C		Number of Outlets	E	H	K	L	L1	N	Kg
4	G1/4	3310 04 13	8	10	33	20	114	104	11.5	0.164
6	G1/4	3310 06 13	8	10	33	20	114	104	12.5	0.170
8	G3/8	3310 08 17	6	12	33	20	114	104	15	0.148
10	G1/2	3310 10 21	6	16	48	25	145.5	135.5	17	0.334
12	G1/2	3310 12 21	6	16	45	25	158	148	20.5	0.370

Plug-In Fittings and Accessories

3182 Equal and Unequal Plug-In Elbow

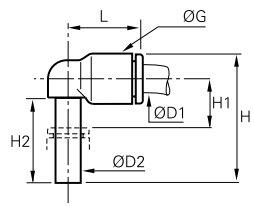
Technical polymer, NBR



ØD1	ØD2		G	H	H1	H2	L	Kg
4	4	3182 04 00	8.5	23	6	15.5	14	0.001
	6	3182 04 06	10.5	26.5	7	17	16	0.003
6	4	3182 06 04	10.5	24.5	7	15.5	16	0.001
	6	3182 06 00	10.5	26.5	7	17	16	0.001
8	8	3182 06 08	13.5	33.5	8	21.5	23	0.007
	8	3182 08 00	13.5	33.5	8	21.5	23	0.003
10	10	3182 08 10	16	39	10	24.5	26.5	0.010
	10	3182 10 00	16	39	10	24.5	26.5	0.004
12	12	3182 10 12	19	44.5	10.5	27.5	31	0.017
	12	3182 12 00	19	45.5	10.5	27.5	31	0.007

3182 Equal Plug-In Elbow

Technical polymer, NBR



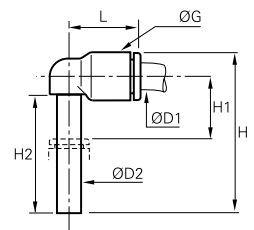
ØD1	ØD2		G	H	H1	H2	L	Kg
1/4	1/4	3182 56 00	11	27.5	7.5	18	18.5	0.002
3/8	3/8	3182 60 00	16	38.5	9	24	26	0.010
1/2	1/2	3182 62 00	22	51	13	28	35	0.030

5/32"(4 mm) and 5/16"(8 mm) also available

Inch

3184 Extended Equal and Unequal Plug-In Elbow

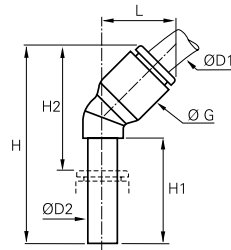
Technical polymer, NBR



ØD1	ØD2		G	H	H1	H2	L	Kg
4	4	3184 04 00	8.5	32.5	15.5	25	14	0.004
	6	3184 04 06	10.5	38.5	19	29	16	0.004
6	6	3184 06 00	10.5	38.5	19	29	16	0.002
	8	3184 06 08	13.5	49	23.5	37	23	0.007
8	8	3184 08 00	13.5	49	23.5	37	23	0.003
	10	3184 08 10	16	56	26.5	41.5	26.5	0.011
10	10	3184 10 00	16	56	26.5	41.5	26.5	0.005
	12	3184 10 12	19	62.5	28	45.5	31	0.017
12	12	3184 12 00	19	62.5	28	45.5	31	0.008

3180 45° Plug-In Equal Elbow

Technical polymer, NBR

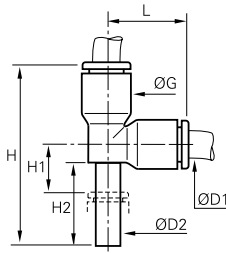


ØD1	ØD2		G	H	H1	H2	L	Kg
4	4	3180 04 00	9	33.5	19	21	13	0.001
6	6	3180 06 00	11	39	21	25	14.5	0.002
8	8	3180 08 00	13.5	44	21.5	25.5	19.5	0.003
10	10	3180 10 00	16	53	27	32.5	23	0.004
12	12	3180 12 00	19	58.5	27.5	34	26.5	0.007

Plug-In Fittings and Accessories

3183 Equal and Unequal Plug-In Run Tee

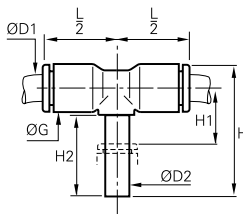
Technical polymer, NBR



ØD1	ØD2		G	H	H1	H2	L	Kg
4	4	3183 04 00	8.5	33	6	15.5	14.5	0.002
	6	3183 04 06	10.5	38.5	7	17	17.5	0.007
6	6	3183 06 00	10.5	38.5	7	17	17	0.002
	8	3183 06 08	13.5	48.5	8	21.5	23	0.013
8	8	3183 08 00	13.5	49	8	21.5	23	0.005
	10	3183 08 10	16	56.5	10.5	24.5	26.5	0.018
10	10	3183 10 00	16	57	10.5	24.5	26.5	0.007
	12	3183 10 12	19	65.5	10.5	27.5	31	0.034
12	12	3183 12 00	19	65.5	10.5	27.5	31	0.011

3188 Equal and Unequal Plug-In Branch Tee

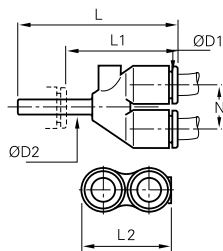
Technical polymer, NBR



ØD1	ØD2		G	H	H1	H2	L/2	Kg
4	4	3188 04 00	8.5	25	8	15.5	14.5	0.002
	6	3188 04 06	10.5	28.5	9	17	16	0.007
6	6	3188 06 00	10.5	28.5	9	17	16	0.002
	8	3188 06 08	13.5	36.5	11	21.5	22	0.014
8	8	3188 08 00	13.5	36.5	11	21.5	23	0.004
	10	3188 08 10	16	41	12.5	24.5	26.5	0.018
10	10	3188 10 00	16	41	12.5	24.5	26.5	0.007
	12	3188 10 12	19	46.5	12.5	27.5	31	0.031
12	12	3188 12 00	19	46.5	12.5	27.5	31	0.012

3142 Equal and Unequal Plug-In Single Y Piece

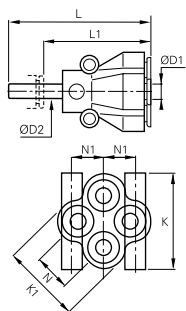
Technical polymer, NBR



ØD1	ØD2		L	L1	L2	N	Kg
4	4	3142 04 00	34	21.5	17.5	9	0.002
	6	3142 04 06	35.5	21.5	17.5	9	0.002
6	6	3142 06 00	39.5	25.5	21.5	11	0.004
	8	3142 06 08	44	25.5	21.5	11	0.015
8	8	3142 08 00	50.5	32	28	14.5	0.007
	10	3142 08 10	53.5	32	28	14.5	0.024
10	10	3142 10 00	57.5	36	33	17	0.010
	12	3142 10 12	60	35	33	17	0.037
12	12	3142 12 00	66	41	39	20	0.017

3143 Multiple Plug-In Y Piece

Technical polymer, nickel-plated brass, NBR

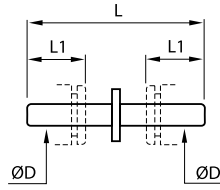


ØD1	ØD2		K	K1	L	L1	N	N1	Kg
4	6	3143 04 06	26	21.5	49.5	35.5	11	8.5	0.018
	8	3143 04 08	26	21.5	51	32	11	8.5	0.021
6	8	3143 06 08	31.5	26.5	57.5	39	12	10	0.035

Plug-In Fittings and Accessories

3120 Stem Connector

Technical polymer

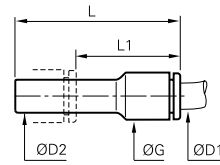


ØD		L	L1	Kg
4	3120 04 00	34.5	12	0.001
6	3120 06 00	38.5	14	0.001
8	3120 08 00	41	18.5	0.001
10	3120 10 00	51.5	20.5	0.002
12	3120 12 00	60	24.5	0.004
14	3120 14 00	69.5	25.5	0.007

This model exists in nickel-plated brass; please use suffix 85. Example: 3120 04 00 85
Only compatible with Parker Legris fittings. Drawing available upon request.

3166 Plug-In Reducer

Technical polymer, NBR

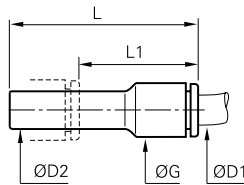


ØD1	ØD2		G	L	L1	Kg
3	4	3166 03 04	8.5	37.5	23.5	0.002
	6	3166 04 06	8.5	37.5	23.5	0.001
4	8	3166 04 08	8.5	37.5	19	0.001
	10	3166 04 10	12	44	22.5	0.003
6	8	3166 06 08	10.5	37.5	20	0.001
	10	3166 06 10	10.5	38	17.5	0.002
	12	3166 06 12	14.5	46	23	0.005
8	14	3166 08 14	14.5	48	23	0.006
	10	3166 08 10	13.5	49	28.5	0.003
10	12	3166 08 12	13.5	49	24.5	0.004
	14	3166 08 14	17	48	23	0.007
12	12	3166 10 12	21.5	56.5	33.5	0.005
	14	3166 10 14	21.5	58.5	33.5	0.005
12	14	3166 12 14	23.5	58.5	33.5	0.007

3166 Plug-In Reducer

Inch

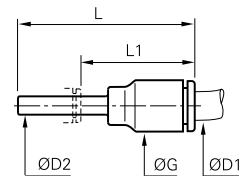
Technical polymer, NBR



ØD1	ØD2		G	L	L1	Kg
1/4	5/16	3166 56 08	11	41	23	0.002
	3/8	3166 56 60	11	41	21	0.002

3168 Plug-In Increaser

Technical polymer, NBR

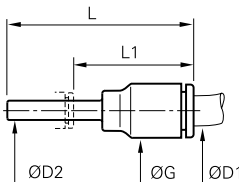


ØD1	ØD2		G	L	L1	Kg
6	4	3168 06 04	10.5	35	23	0.001
	6	3168 08 06	13.5	45	31.5	0.003
8	1/4	3168 08 56	16	40	25.5	0.009
	8	3168 10 08	16	42.5	21	0.004
12	10	3168 12 10	19	49	24.5	0.012

3168 Plug-In Increaser

Inch

Technical polymer, NBR

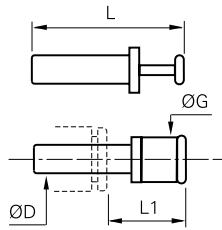


ØD1	ØD2		G	L	L1	Kg
1/4	3/16	3168 56 55	20.5	41	25	0.002
	5/32	3168 56 04	11	41	29	0.001

Plug-In Fittings and Accessories

3126 Blanking Plug

Technical polymer



ØD		G	L	L1	Kg
3	3126 03 00	6	25	13.5	0.001
4	3126 04 00	4	30	15.5	0.001
6	3126 06 00	8	33	16.5	0.001
8	3126 08 00	10	35	17.5	0.001
10	3126 10 00	12	42	21	0.002
12	3126 12 00	14	45	22	0.003
14	3126 14 00	16	49	23.5	0.005
16	3126 16 00*	19	57	30	0.064

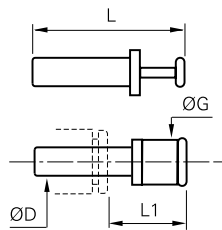
*Nickel-plated brass

*O.D. 16 mm: pressure limited to 16 bar at 20°C and 10 bar at 80°C

3126 Blanking Plug

Inch

Technical polymer

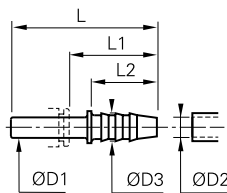


ØD		G	L	L1	Kg
1/4	3126 56 00	8	36.5	22	0.001
3/8	3126 60 00	12	42	22	0.002
1/2	3126 62 00	15	48.5	21.5	0.003

5/32"(4 mm) and 5/16"(8 mm) also available

3122 Plug-In Barb Connector

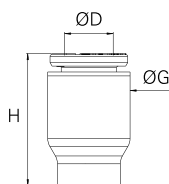
Technical polymer



ØD1	ØD2		ØD3	L	L1	L2	Kg
4	3.2	3122 04 53	5	37	25	17	0.004
	5	3122 04 05	7	37	25	17	0.005
6	5	3122 06 05	7	39	25	17	0.001
	6.3	3122 08 56	8.5	39.5	21	17	0.001
8	8	3122 08 08	10	44.5	26	22	0.001
	6.3	3122 10 56	8	45	24.5	17	0.002
10	8	3122 10 08	10	50	29.5	22	0.002
	8	3122 12 08	10	50	26	22	0.002
12	10	3122 12 10	12	48.5	25.5	22.5	0.002
	12.5	3122 12 62	14.5	57	34	22.5	0.004
14	12.5	3122 14 62	14.5	59.5	34.5	22.5	0.022

3151 End Cap

Technical polymer, NBR



ØD		G	H	Kg
4	3151 04 00	8.5	15	0.001
6	3151 06 00	10.5	17	0.001
8	3151 08 00	13.5	22	0.003
10	3151 10 00	16	22	0.003
12	3151 12 00	19	28	0.005
14	3151 14 00	22	31	0.009

Other products are available upon request; please do not hesitate to consult us.

Banjo Fittings

This range of fittings is ideal when access is only possible from above and **orientation of the tube** is required. This range of modular fittings includes single and multiple configurations, allowing **wide flexibility of design**.

Product Advantages

Compact

- Compact design with minimum space between fittings
- Banjo bolt designed for maximum flow
- Easy access, even when fittings are close together
- Easy assembly and automatic sealing:
 - with pre-coating on taper threads
 - with an integral O-ring seal on parallel threads
- Safe operation: orientation of tube is ensured
- 100% leak-tested in production
- Date coding to guarantee quality and traceability

Modular

- Effortless stacking of banjo bodies to allow construction of 2 to 6 outlets
- Orientable (360°) for perfect alignment
- Modular: tube diameters may be different



Applications

- Robotics
- Automotive Process
- Pneumatics
- Semi-Conductors
- Textile
- Packaging

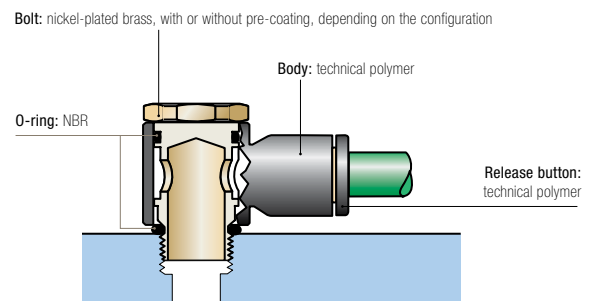
Technical Characteristics

Compatible Fluids	Compressed air Other fluids: please consult us
Working Pressure	Vacuum to 20 bar
Working Temperature	-20°C to +80°C

Tightening Torque (daN.m)	Threads					
	M3 x0.5	M5 x0.8	G1/8	G1/4	G3/8	G1/2
	0.05	0.1	0.4	0.5	0.6	0.7

Reliable performance is dependent upon the type of fluid conveyed, component materials and tubing being used.
Use is guaranteed with a vacuum of 755 mm Hg (99% vacuum).

Component Materials



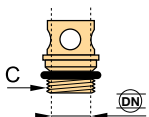
Silicone-free

Regulations

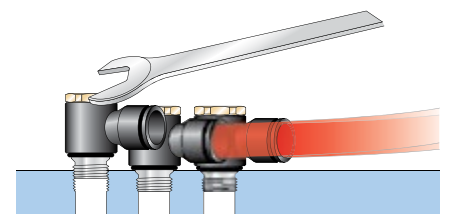
ISO 14743: Pneumatic fluid power, push-in connectors for thermoplastic tubes
 DI: 2002/95/EC (RoHS)
 2011/65/EC
 DI: 97/23/EC (PED)
 DI: 1907/2006 (REACH)

Installation Configurations

Thread and bore diameters for part numbers 3524 - 3527 - 3528 - 3529:



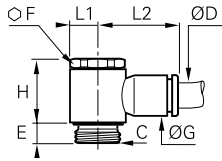
Thread (C)	M5x0.8	G1/8	G1/4	G3/8	G1/2
DN	2.5	5.5	8.5	11	13



Banjo Fittings

3118 Single Banjo, Male BSPP and Metric Thread

Technical polymer, nickel-plated brass, NBR

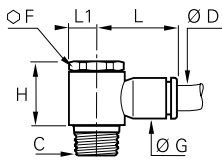


ØD	C		E	F	G	H	L1	L2	Kg
3	M3x0.5	3118 03 09*	3	-	8.5	13	5	16	0.005
	M5x0.8	3118 03 19*	4	-	8.5	13	5	16	0.005
4	M5x0.8	3118 04 19*	4	-	8.5	13	5	16.5	0.004
	G1/8	3118 04 10	4	13	8.5	17	7	18.5	0.012
6	M5x0.8	3118 06 19*	4	-	10.5	13	7	18.5	0.004
	G1/8	3118 06 10	4	13	10.5	17	7	20	0.013
6	G1/4	3118 06 13	5.5	17	10.5	21	9.5	22	0.023
	G1/8	3118 08 10	4	13	13.5	16.5	7	25	0.014
8	G1/4	3118 08 13	5.5	17	13.5	21	9	27	0.024
	G3/8	3118 08 17	5.5	20	13.5	24.5	11	29	0.038
10	G1/4	3118 10 13	5.5	17	16	21	9.5	29	0.025
	G3/8	3118 10 17	5.5	20	16	24.5	11	31	0.039
10	G1/2	3118 10 21	8	25	19	27.5	13.5	36.5	0.084
	G3/8	3118 12 17	5.5	20	19	24.5	11	34.5	0.041
12	G1/2	3118 12 21	8	25	19	27.5	13.5	36.5	0.074

*With screwdriver slot

3018 Single Banjo, Male BSPT Thread

Technical polymer, nickel-plated brass, NBR

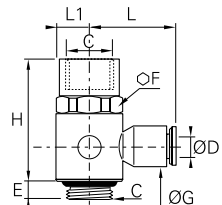


ØD	C		F	G	H	L	L1	Kg
4	R1/8	3018 04 10	13	8.5	18.5	18.5	7	0.015
6	R1/8	3018 06 10	13	10.5	18.5	20	7	0.015
	R1/4	3018 06 13	17	10.5	22.5	22	9.5	0.029
8	R1/8	3018 08 10	13	13.5	18.5	25	7	0.016
	R1/4	3018 08 13	17	13.5	22.5	27	9.5	0.030
10	R3/8	3018 08 17	21	13.5	26.5	29	11	0.047
	R1/4	3018 10 13	17	16	22.5	29	9.5	0.031
10	R3/8	3018 10 17	21	16	26.5	31	11	0.048
	R1/4	3018 12 13	21	19	26.5	34.5	11	0.051
12	R3/8	3018 12 17	21	19	26.5	34.5	11	0.050
	R1/2	3018 12 21	25	19	30	37	13.5	0.086

Pre-coated thread

3124 Single Banjo, Male/Female BSPP and Metric Thread

Technical polymer, nickel-plated brass, NBR

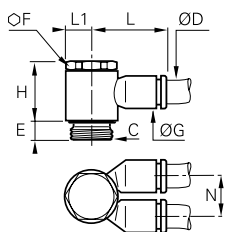


ØD	C		E	F	G	H	L	L1	Kg
4	M5x0.8	3124 04 19	4	8	8.5	19	16	5	0.006
	G1/8	3124 04 10	4	13	8.5	25.5	18.5	7	0.015
6	G1/4	3124 06 13	5.5	17	10.5	33	22	9	0.030
8	G3/8	3124 08 17	5.5	20	13.5	37.5	29	11	0.043

This product family was developed to allow assembly of a function fitting on a cylinder.

3149 Twin Banjo, Male BSPP and Metric Thread

Technical polymer, nickel-plated brass, NBR

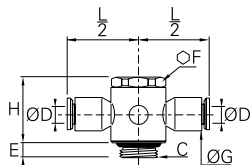


ØD	C		E	F	G	H	L	L1	N	Kg
4	M5x0.8	3149 04 19*	4	-	8.5	13	16	4.5	9	0.005
	G1/8	3149 04 10	4	13	10.5	16.5	18.5	7	11.5	0.018
6	G1/8	3149 06 10	4	13	10.5	16.5	18.5	7	11.5	0.014
	G1/4	3149 06 13	5.5	17	13.5	21	27	9.5	14.5	0.035
8	G1/4	3149 08 13	5.5	17	13.5	21	27	9.5	14.5	0.026
	G3/8	3149 08 17	5.5	20	16	24.5	31	11	17	0.053
10	G3/8	3149 10 17	5.5	20	16	24.5	31	11	17	0.042

*With screwdriver slot

3119 Double Banjo, BSPP and Metric Thread

Technical polymer, nickel-plated brass, NBR



ØD	C		E	F	G	H	L/2	Kg
4	M5x0.8	3119 04 19*	4	-	8.5	13	8	0.005
	G1/8	3119 04 10	4	13	11	17	20	0.018
6	G1/8	3119 06 10	4	13	11	17	20	0.014
	G1/4	3119 06 13	5.5	17	13.5	21	26.5	0.035
8	G1/4	3119 08 13	5.5	17	13.5	21	27	0.026
	G3/8	3119 08 17	5.5	20	16	24.5	30.5	0.053
10	G3/8	3119 10 17	5.5	20	16	24.5	31	0.045

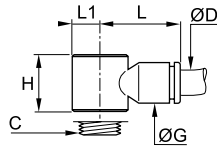
*With screwdriver slot

Banjo Fittings

3538

Single Banjo Bodies

Technical polymer, NBR

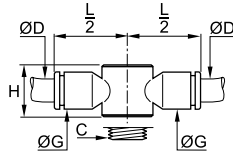


ØD	C		G	H	L	L1	Kg
3	M5x0.8	3538 03 19	8.5	13	16	5	0.003
	M5x0.8	3538 04 19	8.5	13	16	5	0.001
4	G1/8	3538 04 10	10.5	14.5	18.5	7	0.002
	M5x0.8	3538 06 19	11	13	18.5	5	0.002
6	G1/8	3538 06 10	10.5	14.5	20	7	0.002
	G1/4	3538 06 13	13.5	18	22	9.5	0.003
8	G1/8	3538 08 10	13.5	14.5	25	7	0.003
	G1/4	3538 08 13	13.5	18	27	9.5	0.004
	G3/8	3538 08 17	13.5	21.5	29	11.5	0.009
10	G1/4	3538 10 13	16	18	29	9.5	0.005
	G3/8	3538 10 17	16	21.5	31	11.5	0.006
12	G1/2	3538 10 21	19	22.5	36.5	13.5	0.019
	G3/8	3538 12 17	19	21.5	34.5	11.5	0.011
	G1/2	3538 12 21	19	22.5	36.5	13.5	0.009

3539

Double Banjo Bodies

Technical polymer, NBR

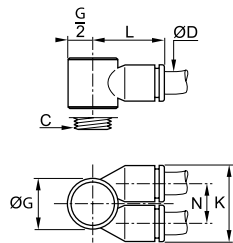


ØD	C		G	H	L/2	Kg
4	M5x0.8	3539 04 19	8.5	13	16	0.002
	G1/8	3539 04 10	10.5	14.4	20	0.008
6	G1/8	3539 06 10	10.5	14.4	20	0.011
	G1/4	3539 06 13	13.5	18	26	0.015
8	G1/4	3539 08 13	13.5	18	27	0.013
	G3/8	3539 08 17	16	21.5	30.5	0.020
10	G3/8	3539 10 17	16	21.5	31	0.016

3549

Twin Banjo Bodies

Technical polymer, NBR

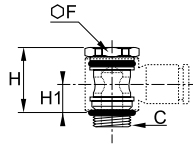


ØD	C		G	K	L	N	Kg
4	M5x0.8	3549 04 19	10	17.5	15.5	9	0.003
	G1/8	3549 04 10	14	22.5	20	12	0.007
	G1/4	3549 04 13	18.5	28	25	14.5	0.020
6	G1/8	3549 06 10	14	22.5	20.5	12	0.003
	G1/4	3549 06 13	18.5	28	25	14.5	0.015
8	G3/8	3549 06 17	22.5	33	28.5	17	0.031
	G1/4	3549 08 13	18.5	28	26	14.5	0.006
10	G3/8	3549 08 17	22.5	33	29.5	17	0.020
	G3/8	3549 10 17	22.5	33	29.5	17	0.009

Modular Banjo Fittings

3527 Single Banjo Bolts, Male BSPP and Metric Thread

Nickel-plated brass, NBR

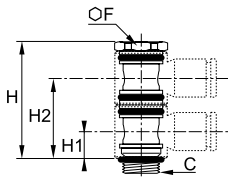


C		F	H	H1	Kg
M5x0.8	3527 00 19*	-	17	7.5	0.003
G1/8	3527 00 10	13	17	7.5	0.011
G1/4	3527 00 13	17	21	9.5	0.020
G3/8	3527 00 17	20	24.5	11	0.033
G1/2	3527 00 21	25	27.5	11.5	0.064

*With screwdriver slot
Full bore

3528 Stacking Banjo for 2 Body High Modules, Male BSPP and Metric Thread

Nickel-plated brass, NBR

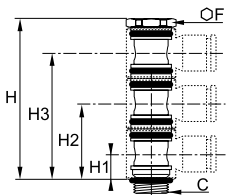


C		F	H	H1	H2	Kg
M5x0.8	3528 00 19*	-	24.5	7.5	18.5	0.005
G1/8	3528 00 10	13	31	7.5	22	0.017
G1/4	3528 00 13	17	39	9.5	27.5	0.031
G3/8	3528 00 17	20	46	11	32.5	0.053

*With screwdriver slot
Full bore
Designed for use with 2 banjo bodies

3529 Stacking Banjo for 3 Body High Modules, Male BSPP Thread

Nickel-plated brass, NBR

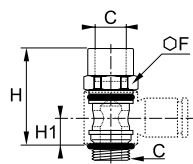


C		F	H	H1	H2	H3	Kg
G1/8	3529 00 10	13	45.5	7.5	22	36	0.023
G1/4	3529 00 13	17	54	9.5	27.5	45.5	0.042
G3/8	3529 00 17	20	67.5	11	32.5	54	0.069

Full bore
Designed for use with 3 banjo bodies

3524 Threaded Banjo Bolts, Male/Female BSPP and Metric Thread

Nickel-plated brass, NBR



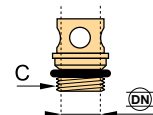
C		F	H	H1	Kg
M5x0.8	3524 00 19	8	17	7.5	0.005
G1/8	3524 00 10	13	24.5	7.5	0.013
G1/4	3524 00 13	17	33	9.5	0.027
G3/8	3524 00 17	20	37.5	11	0.039
G1/2	3524 00 21	26	42	11.5	0.067

Full bore

Banjo bolts 3527, 3528, 3529 and 3524 are only usable in association with the corresponding bodies for modular construction 3538, 3539 and 3549.

Thread and passage size for part numbers 3527, 3528, 3529 and 3524.

Thread	M5x0.8	G1/8	G1/4	G3/8	G1/2
	2.5	5.5	8.5	11	13



Modular Plug-In Connectors

These connectors allow a **maximum number of tube connections** in a **minimum of space**. Parker Legris offers an **ergonomic solution** to enable quick connection for the most complex installations.

Product Advantages

Panel-Mounted | Panel mounted to a machine or bulkhead
 Reduced risk of incorrect assembly
 Possible to connect in-line
 Plated metal joiners and clips for reinforcement

In-Line | Locating pin prevents incorrect assembly
 Cap guides the tubes and protects connections
 Aluminium and technical polymer components
 Bulkhead mountable
 Customised multi-connectors upon request

DIN Rail | Used alongside electrical connectors
 Pressure indication
 Can be clipped side-by-side into a DIN rail profile [or Ω
 Channels or slots for labels for tube identification



Robotics
 Automotive Process
 Pneumatics
 Semi-Conductors
 Textile
 Packaging

Applications

Technical Characteristics

Compatible Fluids	Compressed air Other fluids: please consult us
Working Pressure	Vacuum to 10 bar
Working Temperature	-20°C to +80°C

Reliable performance is dependent upon the type of fluid conveyed, component materials and tubing being used.
 Use is guaranteed with a vacuum of 755 mm Hg (99% vacuum).

Component Materials

- Multi-connectors:**
- panel-mounted: zinc-plated steel, technical polymer
 - in-line: aluminium, technical polymer
 - DIN rail: technical polymer

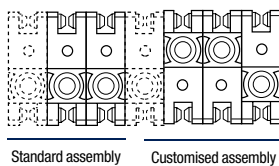
Connections: LF 3000®



Silicone-free

Installation Configurations

Panel-Mounted



Standard assembly Customised assembly

A box contains:

- 10 units
- 20 joining clips and 4 end pins
- 4 mounting brackets
- 4 coupling clips
- 1 dismantling tool

The module is constructed from a number of symmetrical components connected by joining clips. A coupling clip locks the module closed. A dismantling tool allows disconnection.

Maximum 5 modules recommended for the mating module; the fixed module is not limited.


In-Line



Regulations

ISO 14743: Pneumatic fluid power, push-in connectors for thermoplastic tubes
 DI: 97/23/EC (PED)
 DI: 2002/95/EC (RoHS), 2011/65/EC
 DI: 1907/2006 (REACH)

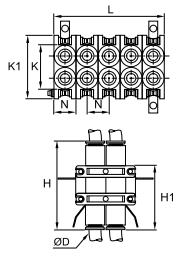
DIN Rail Connector



Modular Plug-In Connectors

3300 Modular Plug-In Connector

Technical polymer, NBR

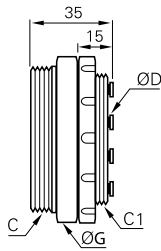


ØD		B	H	H1	K	K1	L	L1	L2	N	Kg
4	3300 04 00	21	40.5	29.5	32	20	55	22	6	11	0.078
6	3300 06 00	28	48	38.5	39	27.5	70	28	7.5	14	0.213
8	3300 08 00	28	50	39	39	27.5	70	28	7.5	14	0.124

Clearance hole for Ø3 mm screw

3320 Multi-Connector Male Screw Body

Technical polymer, NBR

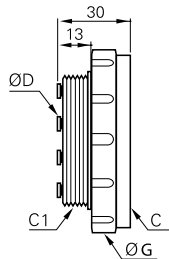


ØD	C	C1		Number of Outlets	G	Kg
4	M38x1.5	M32x1.5	3320 04 00 02	2	42	0.046
	M46x1.5	M40x1.5	3320 04 00 04	4	50	0.070
		M40x1.5	3320 04 00 07	7	50	0.072
6	M65x1.5	M58x1.5	3320 04 00 12	12	70	0.137
	M38x1.5	M32x1.5	3320 06 00 02	2	42	0.050
		M46x1.5	M40x1.5	3320 06 00 04	4	50
	M40x1.5		3320 06 00 07	7	50	0.072
8	M38x1.5	M32x1.5	3320 08 00 02	2	45	0.050

The number of male body outlets must correspond to the same number of outlets on the female body.

3321 Multi-Connector Female Screw Body

Technical polymer, NBR

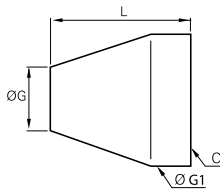


ØD	C	C1		Number of Outlets	G	Kg
4	M38x1.5	M32x1.5	3321 04 00 02	2	45	0.040
	M46x1.5	M40x1.5	3321 04 00 04	4	55	0.065
		M40x1.5	3321 04 00 07	7	55	0.064
6	M65x1.5	M58x1.5	3321 04 00 12	12	75	0.125
	M38x1.5	M32x1.5	3321 06 00 02	2	45	0.043
		M46x1.5	M40x1.5	3321 06 00 04	4	55
	M40x1.5		3321 06 00 07	7	55	0.064
8	M38x1.5	M32x1.5	3321 08 00 02	2	45	0.042

The number of female body outlets must correspond to the same number of outlets on the male body.

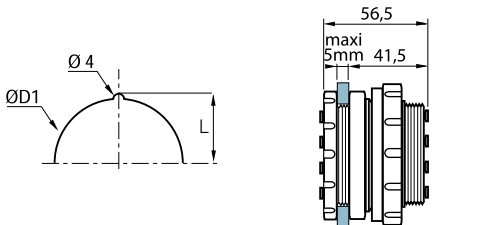
3329 Multi-Connector Screw Cap

Technical polymer



C		Number of Outlets	G	G1	L	Kg
M32x1.5	3329 00 01	2	32	42	50	0.043
M40x1.5	3329 00 02	4-7	35	50	55	0.058
M58x1.5	3329 00 03	12	34	70	70	0.139

Overall Dimensions for Bulkhead Mounting

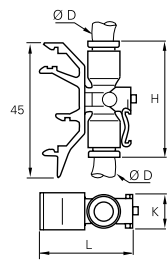


Number of Outlets	L	ØD1
2	17	32.5
4-7	21	40.5
12	30.3	58.5

Modular Plug-In Connectors

3379 DIN Rail Connector for 2 Tubes

Technical polymer, NBR

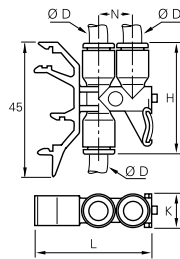


ØD		H	K	L	Kg
4	3379 04 00	34.5	11	39.5	0.010
6	3379 06 00	34.5	11	39.5	0.006
8	3379 08 00	46	13	44.5	0.034

Start pressure test point on the system

3381 DIN Rail Connector for 3 Tubes

Technical polymer, NBR



ØD		H	K	L	N	Kg
4	3381 04 00	36.5	11	39.5	11.5	0.012
6	3381 06 00	36.5	11	39.5	11.5	0.028
8	3381 08 00	46	13	44.5	14.5	0.033

Start pressure test point on the system



IP 65
24 V DC
R 480 007 195
Pe max = 10 bar

Self-Sealing and Oscillating Fittings

Parker Legris has developed these two **innovative** push-in fittings in order to integrate various functions and allow **quick installation** on pneumatic circuits.

Product Advantages

Self-Sealing Fittings

Prevents fluid flow when there is no tube connected
Circuits may remain pressurised when being checked and maintained
When connected, the compressed air flow is restored in both directions

Oscillating Fittings

Rotation matched to cylinder rod stroke
Prevents tube wear due to excessive flexing
Optimum reliability and durability
Simplifies circuit assembly



Robotics
Automotive Process
Pneumatics
Semi-Conductors
Textile
Packaging

Applications

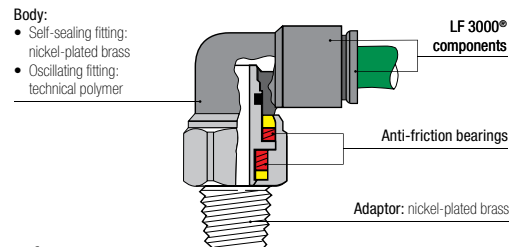
Technical Characteristics

Compatible Fluids	Compressed air Other fluids: please consult us
Working Pressure	Vacuum to 20 bar (10 bar: self-sealing fitting)
Working Temperature	-20°C to +80°C

Reliable performance is dependent upon the type of fluid conveyed, component materials and tubing being used.
Use is guaranteed with a vacuum of 755 mm Hg (99% vacuum).

Component Materials

Swivel Fitting



Silicone-free

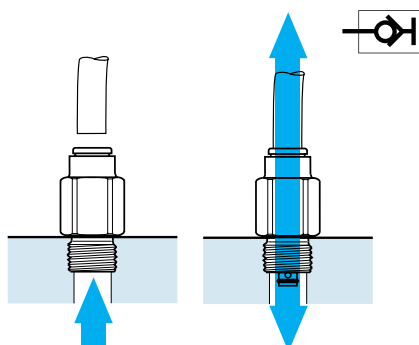
Regulations

ISO 14743: Pneumatic fluid power, push-in connectors for thermoplastic tubes
DI: 97/23/EC (PED)

DI: 2002/95/EC (RoHS), 2011/65/EC
DI: 1907/2006 (REACH)

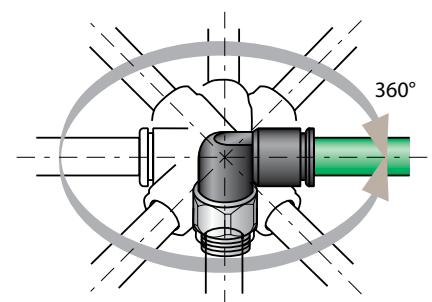
Installation Configurations

Self-Sealing Fitting



Oscillating Fitting

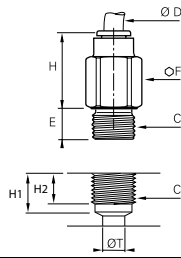
Tube O.D. (mm)	Torque (daN.m)	Max. Rotation Speed (turn/min.)
4	<2.5.10 ⁻³	190
6	<4.10 ⁻³	160
8	<7.10 ⁻³	120
10	<11.10 ⁻³	90
12	<16.10 ⁻³	80



Self-Sealing and Oscillating Fittings

3391 Self-Sealing Stud Fitting, Male BSPP Thread

Nickel-plated brass, NBR

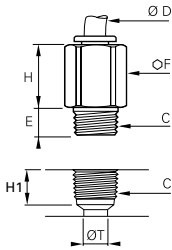


ØD	C		E	F	H	H1	H2	ØT	Kg
4	G1/8	3391 04 10	5	13	18	7.5	6	5	0.017
6	G1/8	3391 06 10	5	14	19.5	9	6	7.5	0.018
8	G1/8	3391 08 10	5	14	29.5	10	6	7.5	0.025
	G1/4	3391 08 13	5.5	16	25.5	11	8	9	0.032
10	G3/8	3391 10 17	5.5	20	27.5	13	11	10	0.054

Maximum working pressure: 10 bar

3091 Self-Sealing Stud Fitting, Male BSPT Thread

Nickel-plated brass, NBR

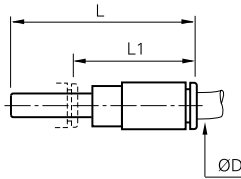


ØD	C		E	F	H	H1	ØT	Kg
4	R1/8	3091 04 10	7.5	12	18	9.5	5	0.014
6	R1/8	3091 06 10	7.5	13	19.5	9.5	7.5	0.015
8	R1/8	3091 08 10	6.5	14	25	10.5	7.5	0.024
	R1/4	3091 08 13	11	14	25.5	13.5	9	0.021
10	R3/8	3091 10 17	11.5	17	27.5	14	10	0.035

Maximum working pressure: 10 bar

3160 Self-Sealing Plug-In Fitting

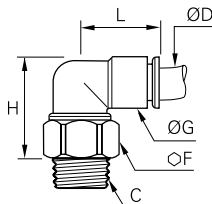
Technical polymer, NBR



ØD		L	L1	Kg
4	3160 04 00	46	33.5	0.006
6	3160 06 00	53.5	31	0.009
8	3160 08 00	58	31	0.014

3159 Oscillating Elbow, Male BSPT Thread

Technical polymer, nickel-plated brass, NBR

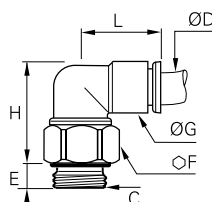


ØD	C		F	G	H	L	Kg
4	R1/8	3159 04 10	12	11	22	17.5	0.013
	R1/8	3159 06 10	14	14	26.5	20.5	0.020
6	R1/4	3159 06 13	14	14	23.5	20.5	0.022
	R1/8	3159 08 10	17	16	32	23.5	0.034
8	R1/4	3159 08 13	17	16	29	23.5	0.034
	R3/8	3159 08 17	17	16	25	23.5	0.031
10	R1/4	3159 10 13	19	19.5	37.5	29	0.051
	R3/8	3159 10 17	19	19.5	33.5	29	0.045
12	R1/4	3159 12 13	21	22	44.5	33.5	0.074
	R3/8	3159 12 17	21	22	41	33.5	0.067

Pre-coated thread

3189 Oscillating Elbow, Male BSPP and Metric Thread

Technical polymer, nickel-plated brass, NBR



ØD	C		E	F	G	H	L	Kg
4	M5x0.8	3189 04 19	3	12	11	24.5	17.5	0.012
	G1/8	3189 04 10	5	13	11	23	17.5	0.014
	M5x0.8	3189 06 19	3	12	14	27.5	20.5	0.017
6	G1/8	3189 06 10	5	14	14	27	20.5	0.020
	G1/4	3189 06 13	5.5	16	14	25.5	20.5	0.023
	G1/8	3189 08 10	5	17	16	33.5	23.5	0.034
8	G1/4	3189 08 13	5.5	17	16	31	23.5	0.032
	G3/8	3189 08 17	5.5	20	16	29.5	23.5	0.039
	G1/4	3189 10 13	5.5	19	19.5	39	29	0.053
10	G3/8	3189 10 17	5.5	20	19.5	37	29	0.050
	G1/4	3189 12 13	5.5	21	22	46.5	33.5	0.073
	G3/8	3189 12 17	5.5	21	22	45.5	33.5	0.071

Accessories for Push-In Fittings

Parker Legris has designed these different accessories to improve **safety** and circuit **identification**.

Product Advantages

Safety | Protection of operators and equipment
Prevents accidental disconnection
Disconnection only possible with tooling
Resistance to grease and cleaning agents

Ergonomic | Colour-coding for fluid circuit identification (6 colours)
Setting and fixing of your circuits thanks to clips and release button covers
Easy disconnection with tool where access is difficult
Adapted to meet all installation configurations



Applications

- Robotics
- Automotive Process
- Pneumatics
- Semi-Conductors
- Textile
- Water Treatment
- Beverage Dispensers

Technical Characteristics

Compatible Ranges	LF 3000®, LIQUIfit®
Working Temperature	-20°C to +95°C
Component Materials	Tamper-proof safety clip, release button cover, clip: technical polymer Reducer and plug: nickel-plated brass

Installation Process

Tamper-Proof Safety Clip



Coloured Release Button Covers

Coloured release button covers can be mounted on LF 3000® and LIQUIfit® fittings, supplied fitted with manual release buttons.

5 colours are available and allows colour coding to be used throughout circuits.



Disconnection Tool

In cases where access is difficult, this tool can be particularly useful.



Clip Strips

Clips are also designed to fix LF 3000® fittings in series within a minimum of space.

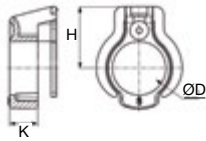


The complete range of accessories can be found in Chapter 9.

Accessories for Push-In Fittings

3130 Tamper-Proof Safety Clip

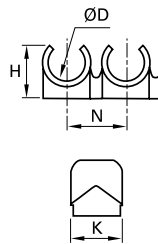
Technical polymer



ØD							H	K	kg
4	3130 04 01	3130 04 02	3130 04 03	3130 04 04	3130 04 05	3130 04 10	6.6	3	0.001
6	3130 06 01	3130 06 02	3130 06 03	3130 06 04	3130 06 05	3130 06 10	7.8	3.1	0.001
8	3130 08 01	3130 08 02	3130 08 03	3130 08 04	3130 08 05	3130 08 10	9.5	4.3	0.001
10	3130 10 01	3130 10 02	3130 10 03	3130 10 04	3130 10 05	3130 10 10	10.8	4.2	0.002
12	3130 12 01	3130 12 02	3130 12 03	3130 12 04	3130 12 05	3130 12 10	12.5	5.1	0.003
14	3130 14 01	3130 14 02	3130 14 03	3130 14 04	3130 14 05	3130 14 10	15	6	0.004

CLIP Clip Strip for Tubes and Fittings

Technical polymer

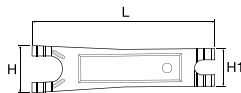


ØD		Number of Outlets	H	K	N	Kg
4	CLIP 04 00	8	9	13.5	10.5	0.007
6	CLIP 06 00	8	10.5	13	10.5	0.008
8	CLIP 08 00	7	12.5	10.5	12	0.007
10	CLIP 10 00	6	14	12	15	0.005
12	CLIP 12 00	5	16.5	14	16.5	0.009
14	CLIP 14 00	4	18	16	20.5	0.009

Delivered in boxes of 10 strips of the same diameter (complete with self-tapping screws of 95 mm length). These clips can be used with metric or inch tubing.

3000 70 Dismounting Tool

Treated steel



	H	H1	L	Kg
3000 70 00	25	20	96	0.021

For dismounting LF 3000® tubing/fittings where access is difficult, we recommend the use of this dismounting tool.

This tool can be used with tubes of outside diameter 4, 5, 6, 8, 10, 12 and 14 mm.

3110 Coloured Release Button Covers

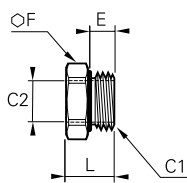
Technical polymer



ØD						kg
4	3110 04 00	3110 04 02	3110 04 03	3110 04 04	3110 04 05	0.001
6	3110 06 00	3110 06 02	3110 06 03	3110 06 04	3110 06 05	0.001
8	3110 08 00	3110 08 02	3110 08 03	3110 08 04	3110 08 05	0.001
10	3110 10 00	3110 10 02	3110 10 03	3110 10 04	3110 10 05	0.001
12	3110 12 00	3110 12 02	3110 12 03	3110 12 04	3110 12 05	0.001
14	3110 14 00	3110 14 02	3110 14 03	3110 14 04	3110 14 05	0.002

0178 Reducer, Male/Female BSPP and Metric Thread

Nickel-plated brass, NBR

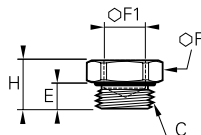


C1	C2		E	F	L	Kg
M7x1	M5x0.8	0178 55 19	5	10	12	0.005
G1/8	M5x0.8	0178 10 19	5	13	9	0.005
G1/4	G1/8	0178 13 10	5.5	16	9.5	0.006
G3/8	G1/8	0178 17 10	5.5	20	10.5	0.016
	G1/4	0178 17 13	5.5	20	10.5	0.011
G1/2	G1/4	0178 21 13	7.5	24	12.5	0.024
	G3/8	0178 21 17	7.5	24	12.5	0.016
G3/4	G1/2	0178 27 21	7.5	32	13.5	0.035

With integrated O-ring seal

0222 Internal Hex Plug, Male BSPP and Metric Thread

Nickel-plated brass, NBR



C		E	F	F1	H	Kg
M5x0.8	0222 19 00	3.5	8	2.5	7	0.002
M7x1	0222 55 00	5	10	3	8.5	0.003
G1/8	0222 10 00	5	13	5	8.5	0.006
G1/4	0222 13 00	5.5	16	6	9.5	0.010
G3/8	0222 17 00	5.5	20	8	10.5	0.019
G1/2	0222 21 00	7.5	24	10	12	0.031

With integrated O-ring seal



LF 3200 (3 mm) Push-In Fittings Range

Stud Fittings

- 3281**
Metric
Page 1-41
- 3299**
Metric
Page 1-41
- 3229**
Metric
Page 1-41
- 3298**
Metric
Page 1-41
- 3293**
Metric
Page 1-41
- 3218**
Metric
Page 1-42



Tube-to-Tube Fittings and Accessories

- 3206**
Straight
Page 1-43
- 3202**
Elbow
Page 1-43
- 3204**
Tee
Page 1-43
- 3266**
Reducer
Page 1-43
- 3226**
Plug
Page 1-43



LF 3200 Push-In Fittings (3 mm)

Miniature pneumatic installations are very precise and sensitive systems, having specific operating characteristics. Consequently, Parker Legris has developed this **ergonomic** range of brass push-in fittings for its **mechanical robustness** and **compactness**.

Product Advantages

Compact & Lightweight

25% smaller than other fittings on the market for optimum actuator dimensions
Minimum weight for maximum efficiency
Reduces energy consumption and limits actuator wear

Resistance & Performance

All brass components for excellent impact resistance
Gripping system with collet for increased robustness and service life
Excellent resistance to high operating pressures

Reliability

100% leak-tested in production
Date coding to guarantee quality and traceability
Ideal for very sensitive applications
Corrosion-resistant



Pneumatic Panels
Robotics
Semi-Conductors
Textile
Pneumatics
Vacuum


Applications

Technical Characteristics

Compatible Fluids	Compressed air
Working Pressure	Vacuum to 20 bar
Working Temperature	-15°C to +80°C
Tightening Torque (daN.m)	0.01 to 0.1

Reliable performance is dependent upon the type of fluid conveyed, component materials and tubing being used.
Use is guaranteed with a vacuum of 755 mm Hg (99% vacuum).

Component Materials




Silicone-free

Regulations

ISO 14743 ISO 14743: Pneumatic fluid power, push-in connectors for thermoplastic tubes

DI: 97/23/EC (PED)
DI: 2002/95/EC (RoHS), 2011/65/EC
DI: 94/9/EC (ATEX)
RG: 1907/2006 (REACH)

Installation Configurations



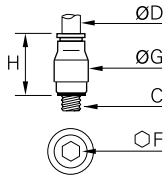
The LF 3200 fitting, connected with a 3 mm polyurethane or antistatic polyurethane tube, is the perfect solution for compact installations:

- which are highly stressed
- whose reliability is critical

Stud Fittings

3281 Stud Fitting, Male Metric Thread

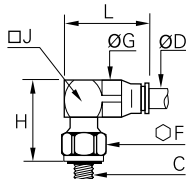
Nickel-plated brass, NBR



	ØD	C		F	G	H	Kg
3	M3x0.5	3281 03 09		1.5	6	9.5	0.001
	M5x0.8	3281 03 19		1.5	8	9.5	0.002

3299 Compact Stud Elbow, Male Metric Thread

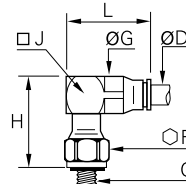
Nickel-plated brass, NBR



	ØD	C		F	G	H	J	L	Kg
3	M3x0.5	3299 03 09		6	6	13.5	6	13.5	0.004
	M5x0.8	3299 03 19		8	6	13	6	13.5	0.005

3229 Extended Stud Elbow, Male Metric Thread

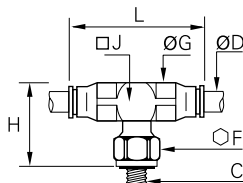
Nickel-plated brass, NBR



	ØD	C		F	G	H	J	L	Kg
3	M3x0.5	3229 03 09		6	6	16	6	13.5	0.004
	M5x0.8	3229 03 19		8	6	17	6	13.5	0.005

3298 Stud Branch Tee, Male Metric Thread

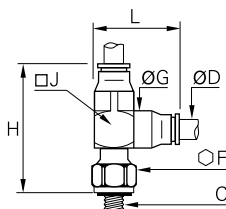
Nickel-plated brass, NBR



	ØD	C		F	G	H	J	L	Kg
3	M3x0.5	3298 03 09		6	6	13.5	6	20.5	0.004
	M5x0.8	3298 03 19		8	6	13	6	20.5	0.005

3293 Stud Run Tee, Male Metric Thread

Nickel-plated brass, NBR

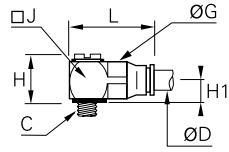


	ØD	C		F	G	H	J	L	Kg
3	M3x0.5	3293 03 09		6	6	20	6	13.5	0.004
	M5x0.8	3293 03 19		8	6	20	6	13.5	0.005

Stud Fittings

3218 Single Banjo, Male Metric Thread

Nickel-plated brass, NBR

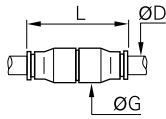



ØD	C		G	H	H1	J	L	Kg
3	M3x0.5	3218 03 09	6	9.5	4	6	12.5	0.002
	M5x0.8	3218 03 19	6	10.5	4.5	8	15	0.005

Tube-to-Tube Fittings and Accessories

3206 Equal Tube/Tube Connector

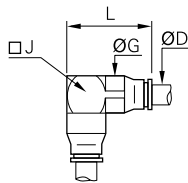
Nickel-plated brass, NBR



ØD		G	L	Kg
3	 3206 03 00	6	17	0.002

3202 Equal Elbow

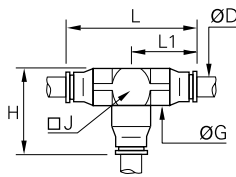
Nickel-plated brass, NBR




ØD		G	J	L	Kg
3	 3202 03 00	6	6	13.5	0.003

3204 Equal Tee

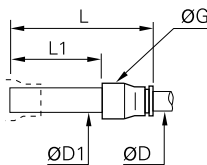
Nickel-plated brass, NBR



ØD		G	H	J	L	L1	Kg
3	 3204 03 00	6	13.5	6	20.5	10.5	0.004

3266 Plug-In Reducer

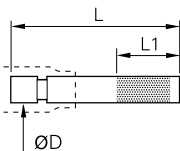
Nickel-plated brass, NBR, technical polymer



ØD	ØD1		G	L	L1	Kg
3	4	 3266 03 04	6	28	19	0.001

3226 Blanking Plug

Nickel-plated brass



ØD		L	L1	Kg
3	 3226 03 00	20	10	0.001

Range of LIQUIfit® Push-In Fittings

Stud Fittings

Straights

6505
BSPT
Page 1-48



6315
BSPT
Page 1-48



6353
BSPP
Page 1-49



6521
BSPT
Page 1-50



Straights - Inch

6505
BSPT/NPTF
Page 1-48



6315
NPTF
Page 1-49



6353
BSPP
Page 1-49



6352
BSPP
Page 1-49



6325
UNS
Page 1-49



6521
BSPT/NPTF
Page 1-50



Carstick®

6300
Page 1-50



Carstick® - Inch

6300
Page 1-50



Elbows

6579
BSPT
Page 1-51



6509
BSPT
Page 1-51



Elbows - Inch

6579
BSPT/NPTF
Page 1-51



6509
BSPT/NPTF
Page 1-52



Tees

6508
BSPT
Page 1-52



6503
BSPT
Page 1-53



Tees - Inch

6508
BSPT/NPTF
Page 1-53



6503
BSPT/NPTF
Page 1-53



Plugs

6355
BSPT
Page 1-53



Tube-to-Tube Fittings

Straight

6306
Page 1-54



Straight - Inch

6306
Page 1-54



Elbow

6302
Page 1-54



Elbow - Inch

6302
Page 1-54



Tee

6304
Page 1-55



Tee - Inch

6304
Page 1-55



Y

6340
Page 1-55



Y - Inch

6340
Page 1-55



Cross

6307
Page 1-56



Cross - Inch

6307
Page 1-56



Bulkhead Connectors

Straight

6316
Page 1-56



Straight - Inch

6316
Page 1-56



Plug-In Fittings and Accessories

Elbows

6382
Page 1-57



6380
Page 1-57



6382
Page 1-57



Tees

6383
Page 1-57



6388
Page 1-57



6388
Page 1-58



Tee - Inch

Accessories

6366
Page 1-58



6326
Page 1-58



6322
Page 1-59



6351
Page 1-59



Accessories - Inch

6366
Page 1-58



6368
Page 1-58



6326
Page 1-59








6322
Page 1-59






6351
Page 1-59



Range of LIQUIfit+ Push-In Fittings

Stud Fittings		Tube-to-Tube Fittings		Plug-In Fittings
Straight - Inch		Straight - Inch	Elbow - Inch	Elbow - Inch
6333 BSPP Page 1-63		6336 BSPP Page 1-63	6332 BSPP Page 1-63	6331 BSPP Page 1-63
				

LIQUIfit® and LIQUIfit+ Accessories		
3130 Page 1-60	3110 Page 1-60	0605 Page 1-60
		

Range of LIQUIfit® Push-In Fittings with Metal Adaptor

Stud Fittings with Stainless Steel Adaptor							
Straights		Elbows		Tees			
6911 BSPP Page 1-65	6975 BSPT Page 1-65	6959 BSPP Page 1-65	6979 BSPT Page 1-66	6958 BSPP Page 1-66	6978 BSPT Page 1-66	6953 BSPP Page 1-67	6973 BSPT Page 1-67
							

Stud Fittings with Nickel-Plated Brass Adaptor							
Straights		Elbows		Tees			
6901 BSPP Page 1-68	6905 BSPT Page 1-68	6999 BSPP Page 1-68	6909 BSPT Page 1-69	6998 BSPP Page 1-69	6908 BSPT Page 1-69	6993 BSPP Page 1-70	6903 BSPT Page 1-70
							

Part Number Construction

Example: 6505 08 17WP2

Article Type	Tube O.D.	Thread Code	Colour	Packaging
65XX = LIQUIfit® (without pre-coating)	08	17	W	P2
63XX = LIQUIfit®	4	10: 1/8 BSPT	W = White	P2 = Standard (< 10 pieces)
69XX = LIQUIfit® with metal adaptors	6	13: 1/4 BSPT		P3 = High volumes (≤ 100 pieces)
633X = LIQUIfit+	8	17: 3/8 BSPT		(on request, please consult us)-w
Product Type	10	21: 1/2 BSPT		
XX05 = Male Stud Fitting	12	27: 3/4 BSPT		
XX79 = Fixed Elbow				

LIQUIfit® Push-In Fittings

This "eco-designed" range proposes an **innovative alternative** for water applications; **no fluid contamination** occurs and **environmental protection is guaranteed**. These fittings ensure **reliable and compact** connections for **liquid transfer** applications.

Product Advantages

Innovative Technology & Concept	<p>Ergonomic and aesthetic design</p> <p>The most compact product on the market for water, beverages and liquid foodstuffs</p> <p>Easy-to-clean external surfaces</p> <p>Push-in connection and disconnection</p> <p>Full flow</p> <p>Use with a pre-prepared metallic tubing</p> <p>Gripping system preventing any pumping effect</p> <p>Eco-designed (materials, manufacturing process, weight, dimensions and performance)</p>
Optimal Performance	<p>Patented sealing technology</p> <p>100% leak-tested in production</p> <p>Date coding to guarantee quality and traceability</p> <p>Wide range of shapes and numerous configurations</p>
High Performance Material	<p>Bio-sourced polymer meeting the most severe food process regulations</p> <p>Suitable for contact with water and beverages</p> <p>Excellent chemical and mechanical resistance, even at high temperature</p> <p>Free of bisphenol A and phtalates, conforming with regulations</p>



Hot & Cold Drinks Dispensers
Neutral Gases
Cooling Systems
Food Process
Water Purification Systems
Water Dispensers
Medical


Applications

Technical Characteristics

Compatible Fluids	Water, beverages, CO ₂ (inert use) Chemical fluids: please consult us		
Working Pressure	Vacuum to 16 bar		
Working Temperature	-10°C to +95°C		
Tightening Torques (BSPT/NPTF)	Thread	1/8" and 1/4"	3/8" and 1/2"
	daN.m	0.15	0.30

Reliable performance is dependent upon the type of fluid conveyed, component materials and tubing being used.
Use is guaranteed with a vacuum of 755 mm Hg (99% vacuum).

Component Materials



Silicone-free

Regulations

DI: 2002/95/EC (RoHS), 2011/65/EC	DM 174
RG: 1935/2004/EC	WRAS
RG: 1907/2006 (REACH)	ACS
FDA: 21 CFR	
NSF 51 at 95°C	
NSF/ANSI 61 - C HOT	

Pressure and Temperature of the Different Diameters and Related Products of the LIQUIfit® Range

-10°C		Pressure (bar)	
mm Ø	inch Ø	Fittings	Tubing
4	5/32	16	16
6	1/4	16	16
8	5/16	16	16
10	3/8	13	15
12	1/2	11	11

+1°C		Pressure (bar)	
mm Ø	inch Ø	Fittings	Tubing
4	5/32	16	16
6	1/4	16	16
8	5/16	16	16
10	3/8	13	15
12	1/2	11	11

+20°C		Pressure (bar)	
mm Ø	inch Ø	Fittings	Tubing
4	5/32	16	16
6	1/4	16	16
8	5/16	16	16
10	3/8	13	15
12	1/2	11	11

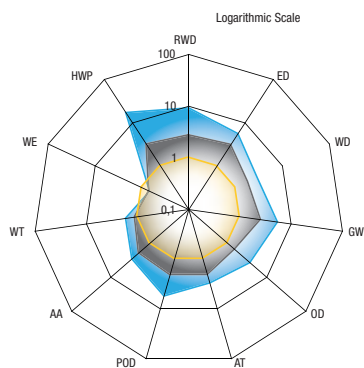
+40°C		Pressure (bar)	
mm Ø	inch Ø	Fittings	Tubing
4	5/32	16	16
6	1/4	16	16
8	5/16	16	16
10	3/8	13	15
12	1/2	11	11

+65°C		Pressure (bar)	
mm Ø	inch Ø	Fittings	Tubing
4	5/32	10	10
6	1/4	10	10
8	5/16	10	10
10	3/8	7	7
12	1/2	7	7

+95°C		Pressure (bar)	
mm Ø	inch Ø	Fittings	Tubing
4	5/32	4	4
6	1/4	4	4
8	5/16	4	4
10	3/8	4	4
12	1/2	4	4

Environmental Footprint

Example: representation of the environmental footprint of an equal tube-to-tube connector

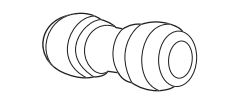


Tube-to-Tube Connector
 ■ Market Standard in POM
 ■ Market Standard in PP
 ■ Parker Legris

LIQUIfit® Tube-to-Tube Connector



Market Standard Tube-to-Tube Connector



Environmental Approach

The Life Cycle Analysis (LCA) offers a true alternative in terms of environmental differentiation.

We carried out a comparative LCA on the market of drinking water between 3 Parker Legris fittings and the standard products on the market.

This analysis relies on ISO 14020, ISO 14025 and IEC PAS 62545 standards and the results are presented in a report approved by an ethics committee (Bureau Veritas).

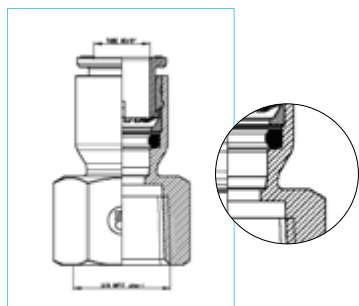


RWD: Raw Material Depletion
 ED: Energy Depletion
 WD: Water Depletion
 GW: Global Warming
 OZ: Ozone Depletion
 AT: Air Toxicity

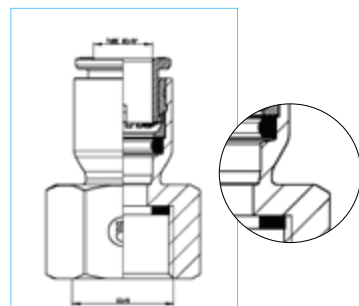
POC: Photochemical Ozone Creation
 AA: Air Acidification
 WT: Water Toxicity
 WE: Water Eutrophication
 HWP: Hazardous Waste Production

Sealing Profile for Female Thread Stud Fitting

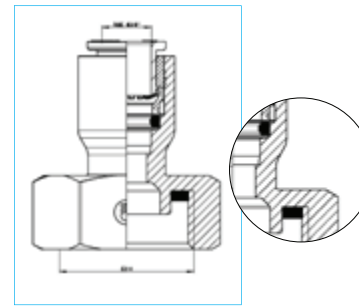
Stud Fitting, Female NPTF Thread
6315



Stud Fitting Flat Type, Female BSPP Thread,
6352 and 6333



Tap Connector Cone Type, Female BSPP Thread,
6353

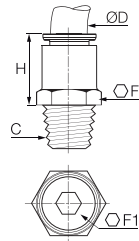


Stud Fittings

6505 Stud Fitting, Male BSPT Thread



Bio-based polymer, EPDM



ØD	C			F	F1	H	kg
4	R1/8	6505 04 10WP2		11	3	18	0.003
	R1/4	6505 04 13WP2		14	3	18	0.004
6	R1/8	6505 06 10WP2	6505 06 10WP3	11	4	18	0.002
	R1/4	6505 06 13WP2	6505 06 13WP3	14	4	18	0.004
8	R1/8	6505 08 10WP2	6505 08 10WP3	17	6	20	0.004
	R1/4	6505 08 13WP2	6505 08 13WP3	14	6	20	0.004
	R3/8	6505 08 17WP2	6505 08 17WP3	17	6	20	0.005
10	R1/4	6505 10 13WP2	6505 10 13WP3	17	7	21.5	0.005
	R3/8	6505 10 17WP2	6505 10 17WP3	19	7	21.5	0.007
12	R1/2	6505 10 21WP2		22	7	21.5	0.010
	R3/8	6505 12 17WP2	6505 12 17WP3	19	9	24.5	0.008
	R1/2	6505 12 21WP2	6505 12 21WP3	22	9	24.5	0.012

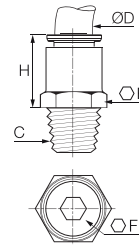
WP3 = high volumes (number of parts per bag: 40, 50 or 100, depending on the diameters)
Thread without pre-coating

6505 Stud Fitting, Male NPTF Thread



Inch

Bio-based polymer, EPDM



ØD	C			F	F1	H	kg
1/4	NPT1/8	6505 56 11WP2		1/2	5/32	17	0.002
	NPT1/4	6505 56 14WP2	6505 56 14WP3	9/16	5/32	17	0.003
3/8	NPT1/4	6505 60 14WP2		3/4	1/4	22	0.006
	NPT3/8	6505 60 18WP2		3/4	1/4	22	0.007
1/2	NPT3/8	6505 62 18WP2		15/16	3/8	28	0.012
	NPT1/2	6505 62 22WP2		15/16	3/8	28	0.013

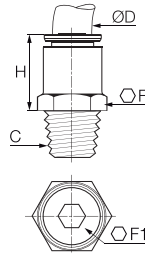
WP3 = high volumes (number of parts per bag: 40, 50 or 100, depending on the diameters)
Thread without pre-coating

6505 Stud Fitting, Male BSPT Thread



Inch

Bio-based polymer, EPDM



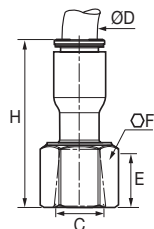
ØD	C			F	F1	H	kg
1/4	R1/8	6505 56 10WP2		11	5	17	0.002
	R1/4	6505 56 13WP2		14	5	17	0.003
3/8	R1/4	6505 60 13WP2		17	7	22	0.006
	R3/8	6505 60 17WP2		19	7	22	0.006
1/2	R1/2	6505 60 21WP2		22	7	28	0.012
	R3/8	6505 62 17WP2		24	9	28	0.014
	R1/2	6505 62 21WP2		24	9	28	0.017

Thread without pre-coating.
5/32" (4mm) and 5/16" (8mm) also available.

6315 Stud Connector, Female BSPT Thread



Bio-based polymer, EPDM



ØD	C			E	F	H	kg
6	R1/8	6315 06 10WP2		11	13	32	0.003
	R1/4	6315 06 13WP2	6315 06 13WP3	14	16	33	0.004
8	R1/4	6315 08 13WP2	6315 08 13WP3	14	16	33.5	0.004
	R3/8	6315 08 17WP2	6315 08 17WP3	14	20	36	0.009

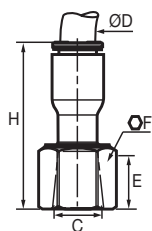
WP3 = high volumes (number of parts per bag: 40, 50 or 100, depending on the diameters).

Stud Fittings

6315 Stud Fitting, Female NPTF Thread



Bio-based polymer, EPDM



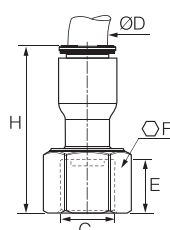
ØD	C		F	H	kg
1/4	NPT1/4	6315 56 14WP2	11/16	30	0.003
3/8	NPT3/8	6315 60 18WP2	13/16	36	0.007

See sealing profile page 1-47.

6353 Tap Connector Cone Type, Female BSPP Thread



Bio-based polymer, EPDM



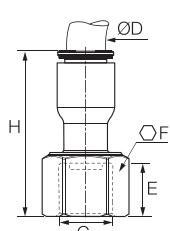
ØD	C		E	F	H	kg
6	G3/4	6353 06 27WP2	10	32	32	0.011
8	G3/4	6353 08 27WP2	10	32	40.5	0.017
10	G1/2	6353 10 21WP2	12	27	36	0.011

See sealing profile page 1-47.

6353 Tap Connector Cone Type, Female BSPP Thread



Bio-based polymer, EPDM



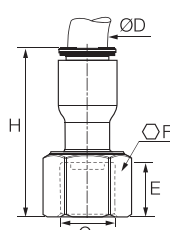
ØD	C		E	F	H	kg
1/4	G3/4	6353 56 27WP2	10	32	31	0.006
3/8	G1/2	6353 60 21WP2	12	27	36	0.011
	G3/4	6353 60 27WP2	10	32	41	0.018
1/2	G3/4	6353 62 27WP2	10	32	44.5	0.014

See sealing profile page 1-47.

6352 Stud Fitting Flat Type, Female BSPP Thread



Bio-based polymer, EPDM



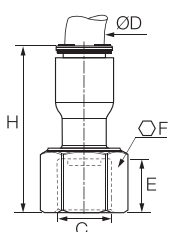
ØD	C		E	F	H	kg
8	G1/2	6352 08 21WP2	10.5	27	35.5	0.009
	G5/8	6352 08 23WP2	10.5	29	32	0.013
3/8	G3/8	6352 60 17WP2	12	22	36	0.008
	G1/2	6352 60 21WP2	12	27	36	0.011
1/2	G5/8	6352 62 23WP2	10.5	29	35.5	0.013

See sealing profile page 1-47.

6325 Faucet Connector, Female UNS Thread



Bio-based polymer, EPDM



ØD	C		E	F	H	kg
1/4	UNS7/16-24	6325 56 133WP2	7	9/16	31	0.002
3/8	UNS7/16-24	6325 60 133WP2	7	9/16	32	0.004

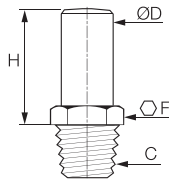
See sealing profile page 1-47.

Stud Fittings

6521 Stud Standpipe, Male BSPT Thread



Bio-based polymer



ØD	C		F	H	kg
6	R1/8	6521 06 10WP2	13	19	0.002
	R1/4	6521 06 13WP2	14	19	0.003
	R3/8	6521 06 17WP2	17	19	0.004
8	R1/8	6521 08 10WP2	19	23	0.003
	R1/4	6521 08 13WP2	19	23	0.004
	R3/8	6521 08 17WP2	19	23	0.004
10	R1/4	6521 10 13WP2	19	25	0.004
	R3/8	6521 10 17WP2	19	25	0.005
	R1/2	6521 10 21WP2	22	25	0.008
12	R3/8	6521 12 17WP2	22	28	0.005
	R1/2	6521 12 21WP2	22	28	0.007

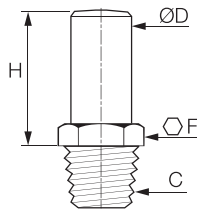
Thread without pre-coating.

6521 Stud Standpipe, Male NPTF Thread



Inch

Bio-based polymer



ØD	C		F	H	kg
1/4	NPT1/8	6521 56 11WP2	1/2	19	0.001
	NPT1/4	6521 56 14WP2	1/2	19	0.002
	NPT3/8	6521 56 18WP2	3/4	19.5	0.004
3/8	NPT1/4	6521 60 14WP2	3/4	25	0.004
	NPT3/8	6521 60 18WP2	3/4	25	0.004
1/2	NPT3/8	6521 62 18WP2	15/16	31	0.010
	NPT1/2	6521 62 22WP2	15/16	32.5	0.013

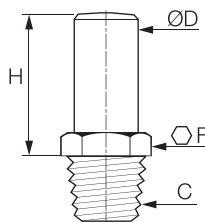
Thread without pre-coating.

6521 Stud Standpipe, Male BSPT Thread



Inch

Bio-based polymer



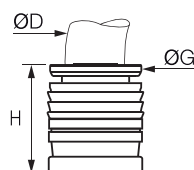
ØD	C		F	H	kg
1/4	R1/8	6521 56 10WP2	14	19	0.001
	R1/4	6521 56 13WP2	14	19	0.002
	R3/8	6521 56 17WP2	17	19	0.004
3/8	R1/4	6521 60 13WP2	19	25	0.004
	R3/8	6521 60 17WP2	19	25	0.004
1/2	R3/8	6521 62 17WP2	24	31.5	0.006
	R1/2	6521 62 21WP2	24	31.5	0.009

Thread without pre-coating. 5/16" (8mm) also available.

6300 LIQUIfit® Cartridge



Brass, EPDM



ØD		G	G1	H	L	kg
4	6300 04 00	8	11	10	554	0.002
6	6300 06 00	10	14.5	11.5	629	0.002
8	6300 08 00	13	15	15	794	0.003
10	6300 10 00	15.5	19.5	17	930	0.005
12	6300 12 00	18.5	21	19.5	1038	0.010

50 cartridges per Carstick®

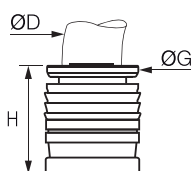


6300 LIQUIfit® Cartridge



Inch

Brass, EPDM



ØD		G	G1	H	L	kg
1/4	6300 56 00	10.5	14.5	12.5	600	0.002
3/8	6300 60 00	15.5	19	17	930	0.005
1/2	6300 62 00	22	25	23	1038	0.011

50 cartridges per Carstick®
5/32" (4 mm) and 5/16" (8 mm) also available.

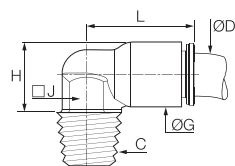


Stud Fittings

6579 Fixed Elbow, Male BSPT Thread



Bio-based polymer, EPDM



ØD	C		G	H	J	L	kg
6	R1/8	6579 06 10WP2	11	14	10	19	0.002
	R1/4	6579 06 13WP2	11	14	10	19	0.003
	R3/8	6579 06 17WP2	11	14	10	19	0.004

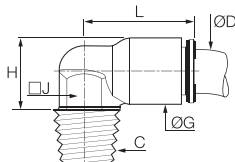
Thread without pre-coating.

6579 Fixed Elbow, Male NPTF Thread



Inch

Bio-based polymer, EPDM



ØD	C		G	H	J	L	kg
1/4	NPT1/8	6579 56 11WP2	11	22	3/8	18	0.009
	NPT1/4	6579 56 14WP2	11	26	3/8	18	0.003
	NPT3/8	6579 56 18WP2	11	26.5	3/8	18	0.004
3/8	NPT1/4	6579 60 14WP2	16	32	1/2	26	0.006
	NPT3/8	6579 60 18WP2	16	32	1/2	26	0.006

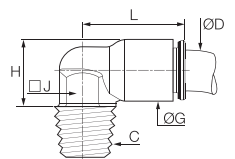
Thread without pre-coating.

6579 Fixed Elbow, Male BSPT Thread



Inch

Bio-based polymer, EPDM



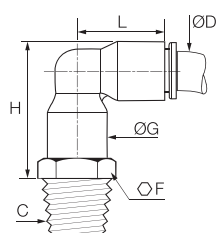
ØD	C		G	H	J	L	kg
1/4	R1/8	6579 56 10WP2	11	22	10	18	0.002
	R1/4	6579 56 13WP2	11	26	10	18	0.003
	R3/8	6579 56 17WP2	11	26	10	18	0.004
3/8	R1/4	6579 60 13WP2	16	31.5	13	26	0.006
	R3/8	6579 60 17WP2	16	32	13	26	0.006

Thread without pre-coating.

6509 Stud Elbow, Male BSPT Thread



Bio-based polymer, EPDM



ØD	C		F	G	H	L	kg	
6	R1/8	6509 06 10WP2	13	10.5	28	24	0.037	
	R1/4	6509 06 13WP2	14	10.5	28	24	0.007	
	R3/8	6509 06 17WP2	17	10.5	28	24	0.008	
8	R1/8	6509 08 10WP2	19	13.5	34	29.5	0.010	
	R1/4	6509 08 13WP2	6509 08 13WP3	19	13.5	34	29.5	0.011
	R3/8	6509 08 17WP2	19	13.5	34	29.5	0.011	
10	R1/4	6509 10 13WP2	19	16	38	34.5	0.019	
	R3/8	6509 10 17WP2	19	16	38	34.5	0.020	
12	R1/2	6509 10 21WP2	22	16	38	34.5	0.023	
	R3/8	6509 12 17WP2	22	19	44	40	0.022	
	R1/2	6509 12 21WP2	22	19	44	40	0.024	

WP3 = high volumes (number of parts per bag: 40, 50 or 100, depending on the diameters)
Thread without pre-coating, the body swivels for positioning purposes.

Complementary LIQUIFIT® Range Products

The other LIQUIFIT® range products are presented in the corresponding chapters of this catalogue:

Technical Tubing and Hose

Advanced PE

P. 3-26



Function Fittings

Non-Return Valves

P. 4-44



Industrial Ball Valves

LIQUIFIT® Ball Valves

P. 6-34

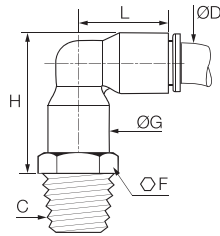


Stud Fittings

6509 Stud Elbow, Male NPTF Thread



Bio-based polymer, EPDM



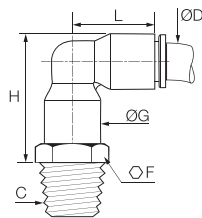
ØD	C		F	G	H	L	kg
1/4	NPT1/8	6509 56 11WP2	1/2	11	28	23.5	0.003
	NPT1/4	6509 56 14WP2	9/16	11	28	23.5	0.004
	NPT3/8	6509 56 18WP2	3/4	11	28.5	23.5	0.006
3/8	NPT1/4	6509 60 14WP2	3/4	16	38	34	0.010
	NPT3/8	6509 60 18WP2	3/4	16	38	34	0.011
1/2	NPT3/8	6509 62 18WP2	15/16	22	50.5	46.5	0.024
	NPT1/2	6509 62 22WP2	15/16	22	51.5	46.5	0.027

Thread without pre-coating, the body swivels for positioning purposes.

6509 Stud Elbow, Male BSPT Thread



Bio-based polymer, EPDM



ØD	C		F	G	H	L	kg
1/4	R1/8	6509 56 10WP2	14	11	28	23.5	0.003
	R1/4	6509 56 13WP2	14	11	28	23.5	0.004
	R3/8	6509 56 17WP2	17	11	28	23.5	0.006
3/8	R1/4	6509 60 13WP2	19	16	38	34	0.010
	R3/8	6509 60 17WP2	19	16	38	34	0.011
1/2	R3/8	6509 62 17WP2	24	22	50.5	46.5	0.024
	R1/2	6509 62 21WP2	24	22	50.5	46.5	0.027

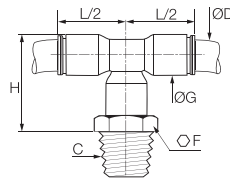
5/16" (8 mm) also available.

Thread without pre-coating, the body swivels for positioning purposes.

6508 Branch Tee, Male BSPT Thread



Bio-based polymer, EPDM



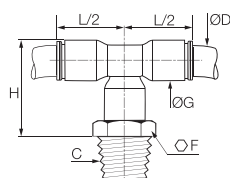
ØD	C		F	G	H	L/2	kg
6	R1/8	6508 06 10WP2	13	10.5	28	18	0.008
	R1/4	6508 06 13WP2	14	10.5	28	18	0.009
	R3/8	6508 06 17WP2	17	10.5	28	18	0.010
8	R1/8	6508 08 10WP2	19	13.5	34	23	0.012
	R1/4	6508 08 13WP2	19	13.5	34	23	0.013
	R3/8	6508 08 17WP2	19	13.5	34	23	0.013
10	R1/4	6508 10 13WP2	19	16	38	26.5	0.018
	R3/8	6508 10 17WP2	19	16	38	26.5	0.019
	R1/2	6508 10 21WP2	22	16	38	26.5	0.022
12	R3/8	6508 12 17WP2	22	19	44	31	0.024
	R1/2	6508 12 21WP2	22	19	44	31	0.026

Thread without pre-coating, the body swivels for positioning purposes.

6508 Branch Tee, Male NPTF Thread



Bio-based polymer, EPDM



ØD	C		F	G	H	L/2	kg
1/4	NPT1/8	6508 56 11WP2	1/2	11	28	18	0.004
	NPT1/4	6508 56 14WP2	9/16	11	28	18	0.005
	NPT3/8	6508 56 18WP2	3/4	11	29	18	0.007
3/8	NPT1/4	6508 60 14WP2	3/4	16	38	26	0.013
	NPT3/8	6508 60 18WP2	3/4	16	38	26	0.013
1/2	NPT3/8	6508 62 18WP2	15/16	22	50	35.5	0.031
	NPT1/2	6508 62 22WP2	15/16	22	51	35.5	0.034

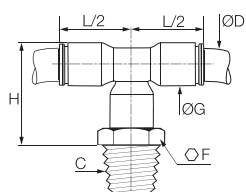
Thread without pre-coating, the body swivels for positioning purposes.

Stud Fittings

6508 Branch Tee, Male BSPT Thread



Bio-based polymer, EPDM



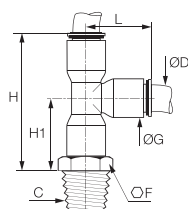
ØD	C		F	G	H	L/2	kg
R1/8		6508 56 10WP2	13	11	28	18	0.000
1/4	R1/4	6508 56 13WP2	14	11	28	18	0.000
	R3/8	6508 56 17WP2	17	11	28	18	0.000
3/8	R1/4	6508 60 13WP2	19	16	38	26	0.000
	R3/8	6508 60 17WP2	19	16	38	26	0.013
1/2	R3/8	6508 62 17WP2	24	22	50	35.5	0.000
	R1/2	6508 62 21WP2	24	22	50	35.5	0.000

5/16" (8 mm) also available.
Thread without pre-coating, the body swivels for positioning purposes.

6503 Run Tee, Male BSPT Thread



Bio-based polymer, EPDM



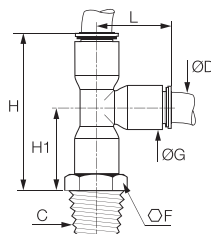
ØD	C		F	G	H	H1	L	kg
R1/8		6503 06 10WP2	13	10.5	40	22	18.5	0.008
6	R1/4	6503 06 13WP2	14	10.5	40	22	18.5	0.009
	R3/8	6503 06 17WP2	17	10.5	40	22	18.5	0.010
8	R1/8	6503 08 10WP2	19	13.5	50	27	23	0.012
	R1/4	6503 08 13WP2	19	13.5	50	27	23	0.013
10	R3/8	6503 08 17WP2	19	13.5	50	27	23	0.013
	R1/4	6503 10 13WP2	19	16	56.5	30	26.5	0.018
12	R3/8	6503 10 17WP2	19	16	56.5	30	26.5	0.019
	R1/2	6503 10 21WP2	22	16	56.5	30	26.5	0.022
12	R3/8	6503 12 17WP2	22	19	65.5	34.5	31	0.024
	R1/2	6503 12 21WP2	22	19	65.5	34.5	31	0.026

Thread without pre-coating, the body swivels for positioning purposes.

6503 Run Tee, Male BSPT Thread



Bio-based polymer, EPDM



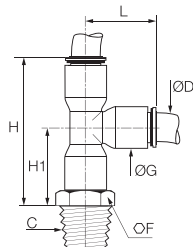
ØD	C		F	G	H	H1	L	kg
NPT1/8		6503 56 11WP2	1/2	11	40.5	22.5	18	0.004
1/4	NPT1/4	6503 56 14WP2	9/16	11	40.5	22.5	18	0.005
	NPT3/8	6503 56 18WP2	3/4	11	41.5	23	18	0.007
3/8	NPT1/4	6503 60 14WP2	3/4	16	56	30	26	0.013
	NPT3/8	6503 60 18WP2	3/4	16	56	30	26	0.013
1/2	NPT3/8	6503 62 18WP2	15/16	22	75	39.5	35.5	0.031
	NPT1/2	6503 62 22WP2	15/16	22	76	40.5	35.5	0.035

Thread without pre-coating, the body swivels for positioning purposes.

6503 Run Tee, Male BSPT Thread



Bio-based polymer, EPDM



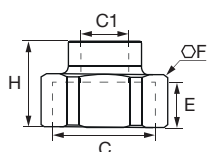
ØD	C		F	G	H	H1	L	kg
R1/8		6503 56 10WP2	14	11	41.5	22.5	18	0.004
1/4	R1/4	6503 56 13WP2	14	11	41.5	22.5	18	0.005
	R3/8	6503 56 17WP2	17	11	41.5	23	18	0.007
3/8	R1/4	6503 60 13WP2	19	16	56	30	26	0.013
	R3/8	6503 60 17WP2	19	16	56	30	26	0.013
1/2	R3/8	6503 62 17WP2	24	22	75	39.5	35.5	0.032
	R1/2	6503 62 21WP2	24	22	75	39.5	35.5	0.035

Thread without pre-coating, the body swivels for positioning purposes.

6355 Unequal Connector, Female BSPP Thread



Bio-based polymer



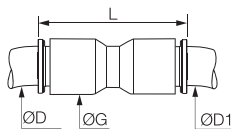
C	C1		E	F	H	kg
G3/4	G1/4	6355 13 27WP2	10	32	23.5	0.050

Tube-to-Tube Fittings

6306 Equal and Unequal Tube-to-Tube Connector



Bio-based polymer, EPDM



ØD	ØD1			G	L	kg
4	4	6306 04 00WP2		8.5	26.5	0.002
	6	6306 04 06WP2		10.5	29	0.002
	8	6306 04 08WP2		13.5	37	0.005
6	6	6306 06 00WP2	6306 06 00WP3	10.5	30	0.004
	8	6306 06 08WP2		13.5	37	0.005
	10	6306 06 10WP2		16	42	0.007
8	8	6306 08 00WP2	6306 08 00WP3	13.5	37	0.004
	10	6306 08 10WP2		16	42	0.007
	12	6306 08 12WP2		19	50	0.012
10	10	6306 10 00WP2	6306 10 00WP3	16	42	0.009
	12	6306 10 12WP2		19	50	0.013
12	12	6306 12 00WP2	6306 12 00WP3	19	50.5	0.009

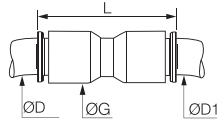
WP3 = high volumes (number of parts per bag: 40, 50 or 100, depending on the diameters)

6306 Equal and Unequal Union Connector



Inch

Bio-based polymer, EPDM



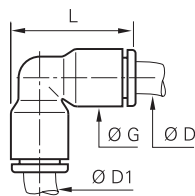
ØD	ØD1			G	L	kg
5/16	3/8	6306 08 60WP2		16	42	0.008
	1/2	6306 08 62WP2		22	55	0.018
1/4	1/4	6306 56 00WP2	6306 56 00WP3	11	30	0.004
	5/16	6306 56 08WP2	6306 56 08WP3	13.5	37	0.007
	3/8	6306 56 60WP2		16	41	0.007
3/8	3/8	6306 60 00WP2	6306 60 00WP3	16	42	0.006
	1/2	6306 60 62WP2		22	56	0.020
1/2	1/2	6306 62 00WP2		22	57	0.016

WP3 = high volumes (number of parts per bag: 40, 50 or 100, depending on the diameters)

6302 Equal and Unequal Elbow



Bio-based polymer, EPDM



ØD	ØD1			G	L	kg
4	4	6302 04 00WP2		8.5	19	0.002
	6	6302 04 06WP2		10.5	24	0.004
6	6	6302 06 00WP2	6302 06 00WP3	10.5	24	0.004
	8	6302 06 08WP2		13.5	29.5	0.006
8	8	6302 08 00WP2	6302 08 00WP3	13.5	29	0.004
	10	6302 08 10WP2		16	34.5	0.008
10	10	6302 10 00WP2	6302 10 00WP3	16	34.5	0.005
	12	6302 10 12WP2		19	40.5	0.013
12	12	6302 12 00WP2	6302 12 00WP3	19	40.5	0.010

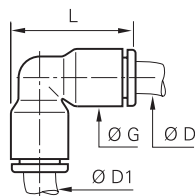
WP3 = high volumes (number of parts per bag: 40, 50 or 100, depending on the diameters)

6302 Equal and Unequal Union Elbow



Inch

Bio-based polymer, EPDM



ØD	ØD1			G	L	kg
5/16	3/8	6302 08 60WP2		16	34	0.009
	1/4	6302 56 00WP2	6302 56 00WP3	11	24	0.005
1/4	5/16	6302 56 08WP2	6302 56 08WP3	13.5	29.5	0.006
	3/8	6302 56 60WP2		16	34	0.008
3/8	3/8	6302 60 00WP2	6302 60 00WP3	16	34	0.006
	1/2	6302 60 62WP2		22	46.5	0.011
1/2	1/2	6302 62 00WP2		22	46.5	0.017

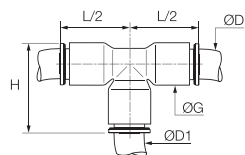
WP3 = high volumes (number of parts per bag: 40, 50 or 100, depending on the diameters)

Tube-to-Tube Fittings

6304 Equal Tee



Bio-based polymer, EPDM



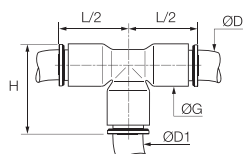
ØD	ØD1			G	H	L/2	kg
4	4	6304 04 00WP2		8.5	20	15.5	0.004
6	6	6304 06 00WP2	6304 06 00WP3	10.5	23	18	0.006
8	8	6304 08 00WP2	6304 08 00WP3	13.5	29	22.5	0.006
10	10	6304 10 00WP2	6304 10 00WP3	16	34.5	26.5	0.009
12	12	6304 12 00WP2	6304 12 00WP3	19	40	31	0.014

WP3 = high volumes (number of parts per bag: 40, 50 or 100, depending on the diameters)

6304 Equal and Unequal Tee



Bio-based polymer, EPDM



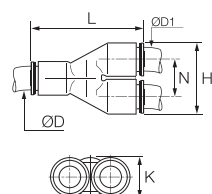
ØD	ØD1			G	H	L/2	kg
1/4	1/4	6304 56 00WP2	6304 56 00WP3	11	24	18	0.002
3/8	3/8	6304 60 00WP2	6304 60 00WP3	16	34	26	0.009
	1/4	6304 60 56WP2		16	34	26	0.011
1/2	1/2	6304 62 00WP2		22	47	36	0.027
	3/8	6304 62 60WP2		22	47	36	0.009

WP3 = high volumes (number of parts per bag: 40, 50 or 100, depending on the diameters)
5/32" (4 mm) and 5/16" (8 mm) also available

6340 Equal Single Y Piece



Bio-based polymer, EPDM



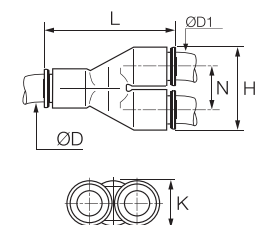
ØD	ØD1			H	K	L	N	kg
4	4	6340 04 00WP2		17.5	8.5	30	9	0.004
6	6	6340 06 00WP2	6340 06 00WP3	21.5	10.5	36.5	11	0.008
8	8	6340 08 00WP2		28	13.5	44.5	14.5	0.007
10	10	6340 10 00WP2		33	16	53	17	0.010
12	12	6340 12 00WP2		39	19	60.5	20	0.025

WP3 = high volumes (number of parts per bag: 40, 50 or 100, depending on the diameters)

6340 Equal Single Y Piece



Bio-based polymer, EPDM



ØD	ØD1			H	K	L	N	kg
1/4	1/4	6340 56 00WP2	6340 56 00WP3	22	11	36	11.5	0.010
3/8	3/8	6340 60 00WP2		33	16	53	17	0.011
1/2	1/2	6340 62 00WP2		45	22	67	23	0.028

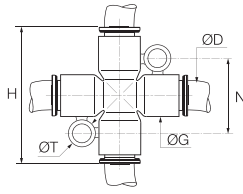
WP3 = high volumes (number of parts per bag: 40, 50 or 100, depending on the diameters).
5/32" (4 mm) and 5/16" (8 mm) also available

Tube-to-Tube and Bulkhead Connectors

6307 Equal Cross



Bio-based polymer, EPDM



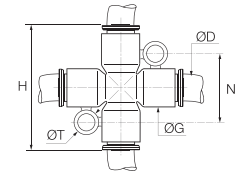
ØD		G	H	N	ØT	kg
6	6307 06 00WP2	11	36	20	4.2	0.005
8	6307 08 00WP2	13.5	45	22.5	4.2	0.020

6307 Equal Cross



Inch

Bio-based polymer, EPDM



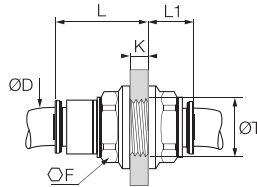
ØD		G	H	L	ØT	kg
1/4	6307 56 00WP2	11	36	20	4.2	0.010

5/16" (8 mm) also available

6316 Equal Bulkhead Union



Bio-based polymer, EPDM



ØD			F	K max	L	L1	ØT min	kg
4	6316 04 00WP2		13	5.5	15.5	10.5	10.5	0.018
6	6316 06 00WP2	6316 06 00WP3	15	8.5	20	10	12.5	0.004
8	6316 08 00WP2	6316 08 00WP3	18	14.5	27	10.5	15.5	0.007
10	6316 10 00WP2	6316 10 00WP3	22	14.5	30	13	18.5	0.012
12	6316 12 00WP2	6316 12 00WP3	26	18.5	35	15.5	22.5	0.020

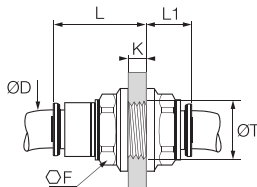
WP3 = high volumes (number of parts per bag: 40, 50 or 100, depending on the diameters)

6316 Equal Bulkhead Union



Inch

Bio-based polymer, EPDM



ØD			F	K max	L	L1	ØT min	kg
1/4	6316 56 00WP2	6316 56 00WP3	15	8.5	20	10	12.5	0.004
3/8	6316 60 00WP2		22	14.5	29.5	12.5	18.5	0.012
1/2	6316 62 00WP2		29	20.5	40.5	17	25.5	0.030

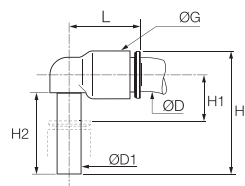
WP3 = high volumes (number of parts per bag: 40, 50 or 100, depending on the diameters)
5/32" (4 mm) and 5/16" (8 mm) also available

Plug-In Fittings and Accessories

6382 Equal and Unequal Plug-In Elbow



Bio-based polymer, EPDM



ØD	ØD1			G	H	H1	H2	L	kg
4	4	6382 04 00WP2		8.5	23	6	15.5	15	0.003
	6	6382 04 06WP2		10.5	26.5	7	17	16.5	0.002
6	6	6382 06 00WP2	6382 06 00WP3	10.5	26.5	7	17	17	0.003
	4	6382 06 04WP2		10.5	25	7	15.5	17	0.001
	8	6382 06 08WP2		13.5	33.5	8	21.5	22.5	0.004
	8	6382 06 08WP2	6382 06 08WP3	13.5	33.5	8	21.5	22.5	0.004
8	10	6382 08 10WP2		16	39	9.5	24.5	26	0.007
	10	6382 10 00WP2	6382 10 00WP3	16	39	9.5	24.5	26.5	0.004
10	12	6382 10 12WP2		19	44.5	10	27	30	0.011
	12	6382 12 00WP2	6382 12 00WP3	19	44.5	10	27	31	0.012

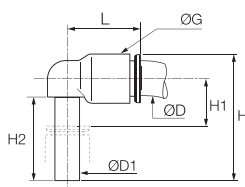
WP3 = high volumes (number of parts per bag: 40, 50 or 100, depending on the diameters).

6382 Equal and Unequal Plug-In Elbow



Inch

Bio-based polymer, EPDM



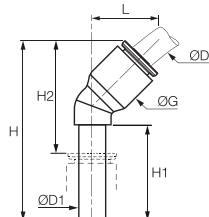
ØD	ØD1			G	H	H1	H2	L	kg
5/16	3/8	6382 08 60WP2		16	39	10	24.5	26	0.009
1/4	1/4	6382 56 00WP2	6382 56 00WP3	11	30.5	11	18	18	0.000
	3/8	6382 56 60WP2		16	39	9	24.5	25.5	0.006
3/8	3/8	6382 60 00WP2	6382 60 00WP3	16	39	9	24.5	26.5	0.005
1/2	1/2	6382 62 00WP2		22	49	13	28.5	36	0.000

WP3 = high volumes (number of parts per bag: 40, 50 or 100, depending on the diameters)
Equal plug-in elbow: 5/32" (4 mm) and 5/16" (8 mm) also available

6380 Plug-In 45° Equal Elbow



Bio-based polymer, EPDM

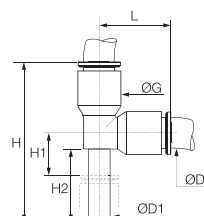


ØD	ØD1			G	H	H1	H2	L	kg
4	4	6380 04 00WP2		8.5	33.5	19	21	13	0.001
6	6	6380 06 00WP2		11	39	21	25	14.5	0.002
8	8	6380 08 00WP2		13.5	44	21.5	25.5	19.5	0.006
10	10	6380 10 00WP2		16	53	27	32.5	23	0.004
12	12	6380 12 00WP2		19	58	27	34	26	0.012

6383 Plug-In Equal Run Tee



Bio-based polymer, EPDM



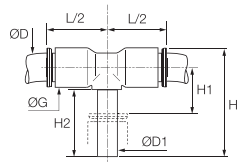
ØD	ØD1			G	H	H1	H2	L	kg
4	4	6383 04 00WP2		8.5	33	6	15.5	15	0.002
6	6	6383 06 00WP2		10.5	38.5	7	17	18	0.002
8	8	6383 08 00WP2	6383 08 00WP3	13.5	49	8	21.5	23	0.005
10	10	6383 10 00WP2		16	57	10.5	25.5	26.5	0.012
12	12	6383 12 00WP2		19	65	36.5	27	31	0.016

WP3 = high volumes (number of parts per bag: 40, 50 or 100, depending on the diameters)

6388 Plug-In Equal Branch Tee



Bio-based polymer, EPDM



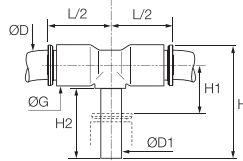
ØD	ØD1			G	H	H1	H2	L/2	kg
4	4	6388 04 00WP2		8.5	25	6	15.5	15	0.005
6	6	6388 06 00WP2		10.5	28.5	7	17	16	0.006
8	8	6388 08 00WP2		13.5	33.5	8	21.5	23	0.005
10	10	6388 10 00WP2		16	41	9.5	24.5	26.5	0.007
12	12	6388 12 00WP2		19	46.5	10	27	31	0.016

Plug-In Fittings and Accessories

6388 Plug-In Branch Tee



Bio-based polymer, EPDM



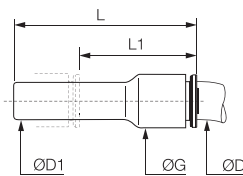
ØD	ØD1			G	H	H1	H2	L/2	kg
1/4	1/4	6388 56 00WP2		11	30.5	11	20	18	0.002
3/8	3/8	6388 60 00WP2		16	42	12	25	25	0.008
1/2	1/2	6388 62 00WP2		22	51	13	29	32	0.020

5/32" (4 mm) and 5/16" (8 mm) also available

6366 Plug-In Reducer



Bio-based polymer, EPDM



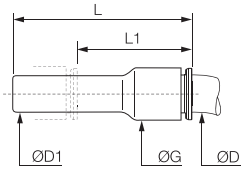
ØD	ØD1			G	L	L1	kg
4	6	6366 04 06WP2	6366 04 06WP3	8.5	38	23.5	0.004
	8	6366 04 08WP2		8.5	38	19	0.004
6	8	6366 06 08WP2	6366 06 08WP3	10.5	38	20	0.004
	10	6366 06 10WP2	6366 06 10WP3	10.5	39	17.5	0.002
8	10	6366 08 10WP2	6366 08 10WP3	13.5	48.5	28.5	0.009
	12	6366 08 12WP2		13.5	48.5	24.5	0.004
10	12	6366 10 12WP2		16	52	33.5	0.005
	14	6366 10 14WP2		16	53	33.5	0.005
12	14	6366 12 14WP2		19	55.5	33.5	0.023

WP3 = high volumes (number of parts per bag: 40, 50 or 100, depending on the diameters)

6366 Plug-In Reducer



Bio-based polymer, EPDM



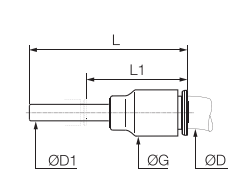
ØD	ØD1			G	L	L1	kg
1/4	5/16	6366 56 08WP2		11	41	22.5	0.015
	3/8	6366 56 60WP2		11	41	20.5	0.002
5/16	3/8	6366 08 60WP2		13.5	48.5	29	0.003
	1/2	6366 08 62WP2		16	48.5	22	0.007
3/8	1/2	6366 60 62WP2		16	51	30	0.011

5/32" (4 mm) and 5/16" (8 mm) also available

6368 Plug-In Increaser



Bio-based polymer, EPDM

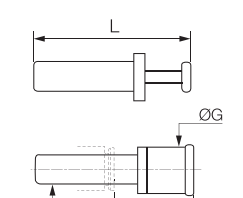


ØD	ØD1			G	L	L1	kg
3/8	5/16	6368 60 08WP2		16	44	25.5	0.004

6326 Blanking Plug



Bio-based polymer



ØD				G	L	L1	kg
4		6326 04 00WP2	6326 04 00WP3	6	30	15.5	0.001
6		6326 06 00WP2		8	33	16.5	0.001
8		6326 08 00WP2		10	35	17.5	0.002
10		6326 10 00WP2		12	42	21	0.003
12		6326 12 00WP2		14	45	22	0.004

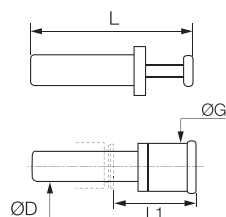
WP3 = high volumes (number of parts per bag: 40, 50 or 100, depending on the diameters)

Plug-In Fittings and Accessories

6326 Blanking Plug



Bio-based polymer



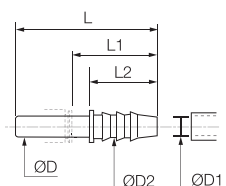
ØD			G	L	L1	kg
1/4	6326 56 00WP2	6326 56 00WP3	8	36.5	22	0.001
3/8	6326 60 00WP2		11.6	42.5	22	0.002
1/2	6326 62 00WP2		14.7	48.5	21.5	0.004

WP3 = high volumes (number of parts per bag: 40, 50 or 100, depending on the diameters)
5/32" (4 mm) and 5/16" (8 mm) also available

6322 Plug-In Barb Connector



Bio-based polymer

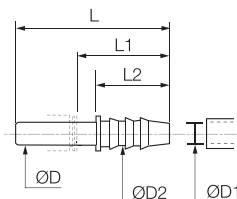


ØD	ØD1	ØD2		L	L1	L2	kg
6	4	7	6322 06 04WP2	39	25	17	0.004
8	6	8.5	6322 08 06WP2	43	25	17	0.005
10	7	8	6322 10 07WP2	50	29.5	22	0.006
12	12.5	15.5	6322 12 62WP2	56	32	27.5	0.004

6322 Plug-In Barb Connector



Bio-based polymer

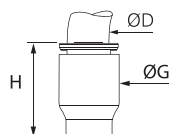


ØD	ØD1	ØD2		L	L1	L2	kg
1/4	0.28	0.32	6322 56 56WP2	39	24.5	17	0.001
	0.33	0.38	6322 60 08WP2	50	29.5	22	0.001
3/8	0.28	0.32	6322 60 56WP2	45	24.5	17	0.008
	0.40	0.45	6322 60 60WP2	50	29	22	0.002
1/2	0.40	0.45	6322 62 60WP2	58	37.5	30	0.005

6351 End Cap



Bio-based polymer, EPDM

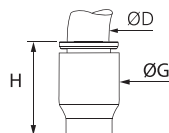


ØD			G	H	kg
4	6351 04 00WP2		8.5	15	0.001
6	6351 06 00WP2		10.5	17	0.002
8	6351 08 00WP2		13.5	21.5	0.003
10	6351 10 00WP2		16	22	0.003
12	6351 12 00WP2		19	27.5	0.006

6351 End Cap



Bio-based polymer, EPDM



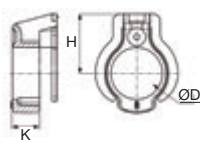
ØD			G	H	kg
1/4	6351 56 00WP2		11	16	0.001
3/8	6351 60 00WP2		16	22.5	0.003

5/32" (4 mm) and 5/16" (8 mm) also available

Accessories

3130 Tamper-Proof Safety Clip

Technical polymer

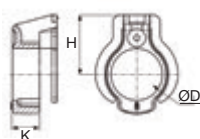


ØD							H	K	kg
4	3130 04 01	3130 04 02	3130 04 03	3130 04 04	3130 04 05	3130 04 10	6.5	3	0.001
6	3130 06 01	3130 06 02	3130 06 03	3130 06 04	3130 06 05	3130 06 10	8	3	0.001
8	3130 08 01	3130 08 02	3130 08 03	3130 08 04	3130 08 05	3130 08 10	9.5	4.3	0.001
10	3130 10 01	3130 10 02	3130 10 03	3130 10 04	3130 10 05	3130 10 10	10.8	4.2	0.001
12	3130 12 01	3130 12 02	3130 12 03	3130 12 04	3130 12 05	3130 12 10	12.5	5.1	0.004

3130 Tamper-Proof Safety Clip

Inch

Technical polymer



ØD							H	K	kg
1/4	3130 56 01	3130 56 02	3130 56 03	3130 56 04	3130 56 05	3130 56 10	8	3	0.001
3/8	3130 60 01	3130 60 02	3130 60 03	3130 60 04	3130 60 05	3130 60 10	11	4	0.001
1/2	3130 62 01	3130 62 02	3130 62 03	3130 62 04	3130 62 05	3130 62 10	14	6	0.004

5/32" (4 mm) and 5/16" (8 mm) also available

3110 Coloured Release Button Covers

Technical polymer



ØD						kg
4	3110 04 00	3110 04 02	3110 04 03	3110 04 04	3110 04 05	0.006
6	3110 06 00	3110 06 02	3110 06 03	3110 06 04	3110 06 05	0.001
8	3110 08 00	3110 08 02	3110 08 03	3110 08 04	3110 08 05	0.001
10	3110 10 00	3110 10 02	3110 10 03	3110 10 04	3110 10 05	0.001
12	3110 12 00	3110 12 02	3110 12 03	3110 12 04	3110 12 05	0.001

3110 Coloured Release Button Covers

Inch

Technical polymer



ØD						kg
1/4	3110 56 00	3110 56 02	3110 56 03	3110 56 04	3110 56 05	0.002
3/8	3110 60 00	3110 60 02	3110 60 03	3110 60 04	3110 60 05	0.001
1/2	3110 62 00	3110 62 02	3110 62 03	3110 62 04	3110 62 05	0.001

5/32" (4 mm) and 5/16" (8 mm) also available

0605 Fluoropolymer Tape

FKM



0605 12 12

kg

0.012

Can be used for temperatures from - 250°C to +260°C.

Chemically inert and resistant to gases, acids, solvents, hydrocarbons, oils, alkalines, steam etc.

Non-toxic, waterproof, self-lubricating.

In accordance with CFR21.

Can be used on all materials.

Used to facilitate the preparation of leak-free threaded joints.

Supplied on a reel, length = 12 m, width = 12.7 mm, thickness 0.08 mm.



LIQUIfit®

Push-In Fittings

LIQUIfit+ Push-In Fittings

For the transfer of sensitive fluids, the LIQUIfit+ range **reduces the growth of bacteria** in your circuits **for 100% cleanliness after cleaning**, and can be **directly** connected to stainless steel tubing, without grooving.

Product Advantages

Zero Retention for 100% Cleanliness

- Up to 10 times less microbial growth within the fitting
- Elimination of 99.9% of bacteria during cleaning operations
- No degradation of the beverage taste
- Preservation of the integrity of sensitive or industrial fluids
- Extension of the fitting's life due to the absence of bacteria after cleaning

Quality & Reliability

- 100% leak-tested in production
- Date coding to guarantee quality and traceability
- Quality approved for contact with food
- Excellent chemical resistance (chlorine, cleaning agents, UV...)
- Excellent long-term mechanical resistance
- Safety clip to avoid any untimely disconnection

Innovative Technology

- Patented push-in connection, unique on stainless steel tubing for diameters 5/16" and 3/8" (without preparation) and on polymer tubing
- Extremely compact
- 100% bio-based material
- Patented sealing technology (FR29461418)
- No tube movement after connection



Applications

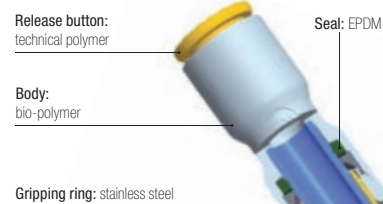
- Food Process
- Medical
- Beverage Dispensers
- Pharmaceutical
- Chemical
- Brewing

Technical Characteristics

Compatible Fluids	Beer, water, beverages, industrial fluids
Working Pressure	Vacuum to 16 bar
Working Temperature	-10°C to +95°C (see LIQUIfit® chart p. 1-47)

Reliable performance is dependent upon the type of fluid conveyed, component materials and tubing being used. The use is guaranteed with a vacuum of 755 mm Hg (99% vacuum).

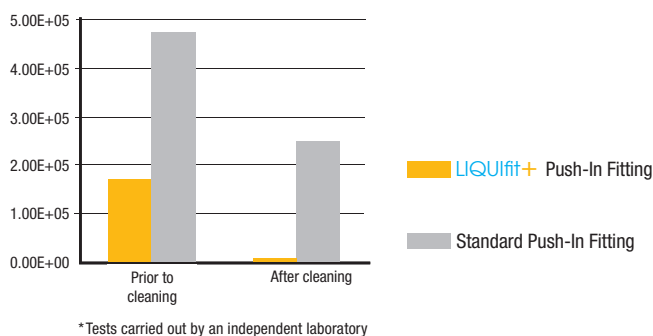
Component Materials



Silicone-free

Cleaning Efficiency

Comparison of the contamination by micro-organisms before and after cleaning operations (cfu/surface)*

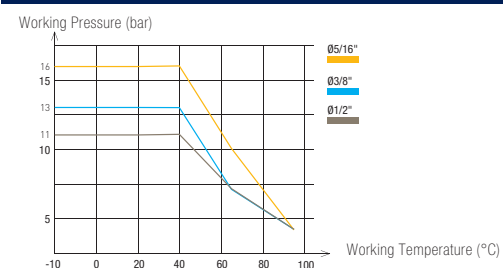


Regulations

DI: 2002/95/EC (RoHS), 2011/65/EC
 RG: 1935/2004/EC
 RG: 1907/2006 (REACH)

FDA: 21 CFR
 NSF51
 NSF/ANSI 61 - C HOT
 WRAS

Performance

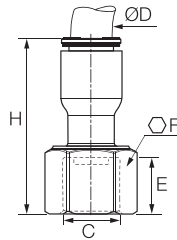


LIQUIfit+ Push-In Fittings

6333 Stud Fitting, Female BSPP Thread



Bio-based polymer, EPDM



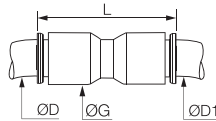
ØD	C		E	F	H	kg
3/8	G1/2	6333 60 21WP3	14	11	30	0.010
	G5/8	6333 60 23WP3	14	13	36	0.016

WP3 suffix = high volume (number of parts per bag: 40, 50 or 100 depending on the diameters)

6336 Equal and Unequal Tube-To-Tube Connector



Bio-based polymer, EPDM



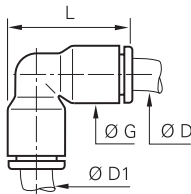
ØD	ØD1		G	L	kg
5/16	5/16	6336 08 00WP3	13.5	37	0.004
	3/8	6336 08 60WP3	16	42	0.008
	1/2	6336 08 62WP3	22	55	0.016
3/8	3/8	6336 60 00WP3	16	42	0.006
	1/2	6336 60 62WP3	22	56	0.020
1/2	1/2	6336 62 00WP3	22	57	0.016

WP3 = high volume (number of parts per bag: 40, 50 or 100 depending on the diameters)

6332 Equal and Unequal Elbow



Bio-based polymer, EPDM



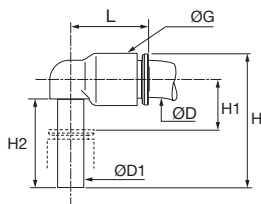
ØD	ØD1		G	L	kg
5/16	5/16	6332 08 00WP3	13.5	29	0.004
	3/8	6332 08 60WP3	16	34	0.009
3/8	3/8	6332 60 00WP3	16	34	0.006
	1/2	6332 60 62WP3	22	46.5	0.011
1/2	1/2	6332 62 00WP3	22	46.5	0.017

WP3 = high volume (number of parts per bag: 40, 50 or 100 depending on the diameters)

6331 Equal Plug-In Elbow



Bio-based polymer, EPDM



ØD	ØD1		G	H	H1	H2	L	kg
5/16	5/16	6331 08 00WP3	13.5	33.5	8	21.5	22.5	0.004
3/8	3/8	6331 60 00WP3	16	39	9	24.5	26.5	0.005

WP3 = high volume (number of parts per bag: 40, 50 or 100 depending on the diameters)

Use with Stainless Steel Tubing

- Valid exclusively for diameters 5/16" and 3/8".
- These fittings are approved for use with 304 and 316L stainless steel tubing, 160 Hv, with tolerances on the external diameter +0.05/-0.10 mm.
- Carefully deburr the stainless steel tube end.
- For easy disconnection, press firmly on the release button.
- After 5 connections/disconnections, we recommend that you change the fitting.



LIQUIfit® Push-In Fittings with Metal Adaptors

The LIQUIfit® range now benefits from a range extension of **metal adaptors** designed for **liquid transfer applications**. These fittings ensure **reliable** and **compact** connections combined with **excellent robustness**.

Product Advantages

Innovative Technology & Concept

- Ergonomic and aesthetic design
- Compact product for water applications
- Easy-to-clean external surfaces
- Full flow
- Use with a pre-prepared metallic tubing
- Gripping system preventing any pumping effect

Optimal Performance

- Patented sealing technology
- 100% leak-tested in production
- Date coding to guarantee quality and traceability
- Wide range of shapes and numerous configurations
- Excellent robustness for a long lifespan

High Performance Material

- Bio-sourced polymer body meeting the most severe food process regulations
- Compatibility with beverages (stainless steel version)
- Unsurpassed chemical and mechanical resistance, even at high temperatures
- Free of bisphenol A and phthalates, conforming with regulations



Industrial Fluids
Beverage Process
Inert Gases
Cooling Systems
Food Process

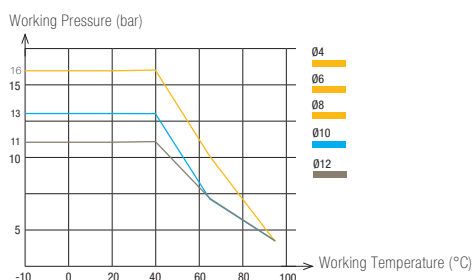
Applications

Technical Characteristics

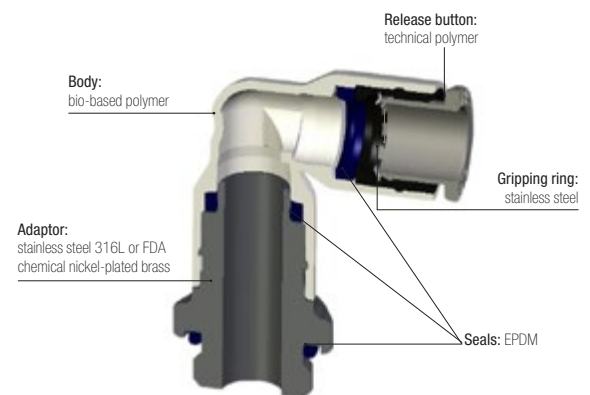
Compatible Fluids	Water, beverages, industrial fluids: stainless steel threads Industrial fluids: FDA chemical nickel-plated brass threads					
Working Pressure	Vacuum to 16 bar					
Working Temperature	-10°C to +95°C (see LIQUIfit® chart p. 1-47)					
Tightening Torques (BSPP)	Thread	M5 X0.8	G1/8	G1/4	G3/8	G1/2
	daN.m	0.16	0.8	1.2	3	3.5

Reliable performance is dependent upon the type of fluid conveyed, component materials and tubing being used.
Use is guaranteed with a vacuum of 755 mm Hg (99% vacuum).

Performance



Component Materials



Silicone-free

Regulations

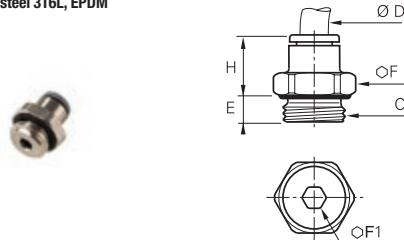
- DI: 2002/95/EC (RoHS), 2011/65/EC
- RG: 1935/2004/EC
- RG: 1907/2006 (REACH)
- FDA: 21 CFR
- NSF 51 (pending)
- NSF/ANSI 61 (pending, for stainless steel version only)

Stud Fittings with Stainless Steel Adaptor

6911 Stud Fitting, Male BSPP and Metric Thread



Stainless steel 316L, EPDM

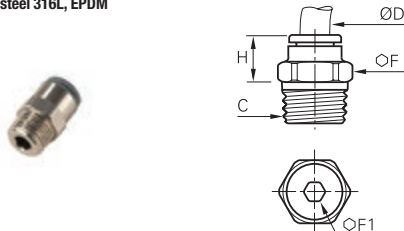


ØD	C		E	F	F1	H	kg
4	M5x0.8	6911 04 19	3	10	2.5	14	0.006
	G1/8	6911 04 10	4.5	13	3	11.5	0.007
	G1/4	6911 04 13	5.5	16	3	10.5	0.011
6	M5x0.8	6911 06 19	3	10	2.5	16	0.005
	G1/8	6911 06 10	4.5	13	4	13	0.007
	G1/4	6911 06 13	5.5	16	4	12.5	0.011
8	G1/8	6911 08 10	4.5	13	5	20.5	0.011
	G1/4	6911 08 13	5.5	16	6	19.5	0.016
	G3/8	6911 08 17	5.5	21	6	18	0.022
10	G1/4	6911 10 13	5.5	16	7	23	0.018
	G3/8	6911 10 17	5.5	21	8	19.5	0.021
	G1/2	6911 10 21	7	24	8	18	0.033
12	G3/8	6911 12 17	5.5	21	9	27	0.029
	G1/2	6911 12 21	7	24	10	22.5	0.035

6975 Stud Fitting, Male BSPT Thread



Stainless steel 316L, EPDM

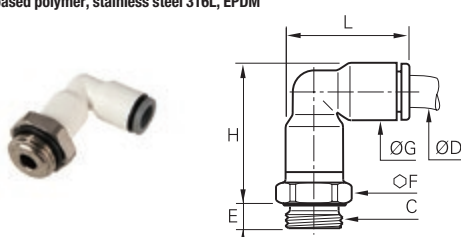


ØD	C		F	F1	H	kg
4	R1/8	6975 04 10	10	3	9.5	0.005
	R1/4	6975 04 13	14	3	6.5	0.012
6	R1/8	6975 06 10	10	4	11.5	0.005
	R1/4	6975 06 13	14	4	8.5	0.011
8	R1/8	6975 08 10	13	5	20	0.011
	R1/4	6975 08 13	14	6	17	0.014
10	R3/8	6975 08 17	17	6	13	0.021
	R1/4	6975 10 13	16	7	20	0.017
	R3/8	6975 10 17	17	8	16.5	0.019
12	R1/2	6975 10 21	21	8	14	0.037
	R3/8	6975 12 17	19	9	24	0.028
	R1/2	6975 12 21	21	10	19.5	0.036

6959 Stud Elbow, Male BSPP and Metric Thread



Bio-based polymer, stainless steel 316L, EPDM



ØD	C		E	F	G	H	L	kg
4	M5x0.8	6959 04 19	3.5	10	8.5	23	19	0.009
	G1/8	6959 04 10	4.5	13	8.5	22.5	19	0.009
	G1/4	6959 04 13	5.5	16	8.5	22.5	19	0.014
6	M5x0.8	6959 06 19	3.5	10	10.5	26.5	22.5	0.008
	G1/8	6959 06 10	4.5	13	10.5	26.5	22.5	0.011
	G1/4	6959 06 13	5.5	16	10.5	26.5	22.5	0.016
8	G1/8	6959 08 10	4.5	13	13.5	35	29.5	0.018
	G1/4	6959 08 13	5.5	16	13.5	33	29.5	0.020
	G3/8	6959 08 17	5.5	21	13.5	33	29.5	0.028
10	G1/4	6959 10 13	5.5	16	16	40.5	34	0.029
	G3/8	6959 10 17	5.5	21	16	39	34	0.037
	G1/2	6959 10 21	7	24	16	39	34	0.042
12	G3/8	6959 12 17	5.5	21	19	42	40	0.040
	G1/2	6959 12 21	7	24	19	42	40	0.049

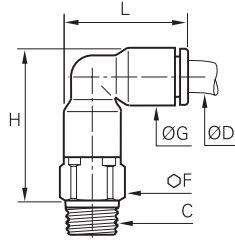
The body swivels for positioning purposes.

Stud Fittings with Stainless Steel Adaptor

6979 Stud Elbow, Male BSPT Thread



Bio-based polymer, stainless steel 316L, EPDM



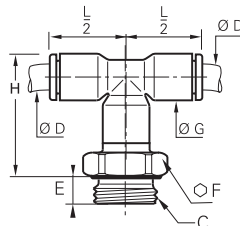
ØD	C		F	G	H	L	kg
4	R1/8	6979 04 10	10	8.5	23	19	0.008
	R1/4	6979 04 13	14	8.5	23.5	19	0.018
6	R1/8	6979 06 10	10	10.5	27	22.5	0.010
	R1/4	6979 06 13	14	10.5	27.5	22.5	0.020
8	R1/8	6979 08 10	13	13.5	33.5	29.5	0.018
	R1/4	6979 08 13	14	13.5	32.5	29.5	0.022
	R3/8	6979 08 17	17	13.5	33	29.5	0.032
10	R1/4	6979 10 13	15	16	39.5	34	0.031
	R3/8	6979 10 17	17	16	39.5	34	0.041
12	R1/2	6979 12 21	21	16	39.5	34	0.060
	R3/8	6979 12 17	19	19	45.5	40.5	0.051
	R1/2	6979 12 21	21	19	45.5	40.5	0.065

The body swivels for positioning purposes.

6958 Stud Branch Tee, Male BSPP and Metric Thread



Bio-based polymer, stainless steel 316L, EPDM



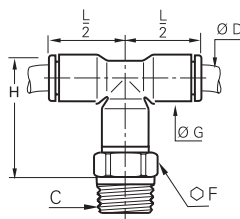
ØD	C		E	F	G	H	L/2	kg
4	M5x0.8	6958 04 19	3.5	10	8.5	24	14	0.006
	G1/8	6958 04 10	5	13	8.5	22	14	0.009
	G1/4	6958 04 13	5.5	16	8.5	22	14	0.014
6	M5x0.8	6958 06 19	3.5	10	10.5	30	16	0.009
	G1/8	6958 06 10	5	13	10.5	28.5	16	0.011
	G1/4	6958 06 13	5.5	16	10.5	28.5	16	0.016
8	G1/8	6958 08 10	4.5	13	13.5	38	23	0.019
	G1/4	6958 08 13	5.5	16	13.5	36	23	0.022
	G3/8	6958 08 17	5.5	21	13.5	36	23	0.030
10	G1/4	6958 10 13	5.5	16	16	43	26.5	0.032
	G3/8	6958 10 17	5.5	21	16	43	26.5	0.055
	G1/2	6958 10 21	7.5	24	16	43	26.5	0.051
12	G3/8	6958 12 17	5.5	21	19	45.5	31	0.042
	G1/2	6958 12 21	7	24	19	45.5	31	0.049

These products are available upon request, with minimum order quantity of 100 pieces.
The body swivels for positioning purposes.

6978 Stud Branch Tee, Male BSPT Thread



Bio-based polymer, stainless steel 316L, EPDM



ØD	C		F	G	H	L/2	kg
4	R1/8	6978 04 10	10	8.5	17	14	0.009
	R1/4	6978 04 13	14	8.5	17	14	0.020
6	R1/8	6978 06 10	10	10.5	23	16	0.011
	R1/4	6978 06 13	14	10.5	23	16	0.011
8	R1/8	6978 08 10	13	13.5	30	23	0.020
	R1/4	6978 08 13	14	13.5	30	23	0.025
	R3/8	6978 08 17	17	13.5	30	23	0.036
10	R1/4	6978 10 13	15	16	34.5	26.5	0.033
	R3/8	6978 10 17	17	16	34.5	26.5	0.043
12	R1/2	6978 12 21	21	16	34.5	26.5	0.065
	R3/8	6978 12 17	19	19	40.5	31	0.053
	R1/2	6978 12 21	21	19	40.5	31	0.061

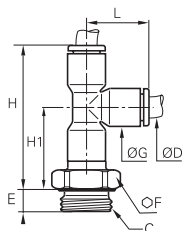
These products are available upon request, with minimum order quantity of 100 pieces.
The body swivels for positioning purposes.

Stud Fittings with Stainless Steel Adaptor

6953 Stud Run Tee, Male BSPP and Metric Thread



Bio-based polymer, stainless steel 316L, EPDM



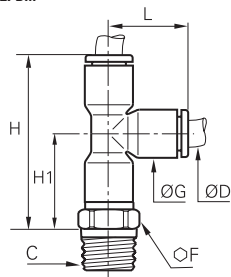
ØD	C		E	F	G	H	H1	L	kg
4	M5x0.8	6953 04 19	3.5	10	8.5	32	19	14.5	0.006
	G1/8	6953 04 10	5	13	8.5	30	18	14.5	0.009
	G1/4	6953 04 13	5.5	16	8.5	30	18	14.5	0.014
6	M5x0.8	6953 06 19	3.5	10	10.5	39	23	17.5	0.009
	G1/8	6953 06 10	5	13	10.5	38	22	17.5	0.011
	G1/4	6953 06 13	5.5	16	10.5	38	22	17.5	0.016
8	G1/8	6953 08 10	4.5	13	13.5	54	31	23	0.019
	G1/4	6953 08 13	5.5	16	13.5	52	29	23	0.022
	G3/8	6953 08 17	5.5	21	13.5	52	29	23	0.030
10	G1/4	6953 10 13	5.5	16	16	61	35	26.5	0.032
	G3/8	6953 10 17	5.5	21	16	61	35	26.5	0.055
	G1/2	6953 10 21	7.5	24	16	61	35	26.5	0.051
12	G3/8	6953 12 17	5.5	21	19	67	36	31	0.042
	G1/2	6953 12 21	7	24	19	67	36	31	0.049

These products are available upon request, with minimum order quantity of 100 pieces.
The body swivels for positioning purposes.

6973 Stud Run Tee, Male BSPT Thread



Bio-based polymer, stainless steel 316L, EPDM



ØD	C		F	G	H	H1	L	kg
4	R1/8	6973 04 10	10	8.5	31	18	14.5	0.009
	R1/4	6973 04 13	14	8.5	31	19	14.5	0.020
6	R1/8	6973 06 10	10	10.5	38	22	17.5	0.011
	R1/4	6973 06 13	14	10.5	39	23	17.5	0.011
8	R1/8	6973 08 10	13	13.5	53	30	23	0.020
	R1/4	6973 08 13	14	13.5	52	29	23	0.025
10	R3/8	6973 08 17	17	13.5	52	29	23	0.036
	R1/4	6973 10 13	15	16	61	35	26.5	0.033
	R3/8	6973 10 17	17	16	61	35	26.5	0.043
12	R1/2	6973 10 21	21	16	61	35	26.5	0.065
	R3/8	6973 12 17	19	19	70	39	31	0.053
	R1/2	6973 12 21	21	19	70	39	31	0.061

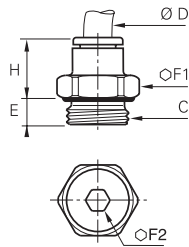
These products are available upon request, with minimum order quantity of 100 pieces.
The body swivels for positioning purposes.

Stud Fittings with FDA Chemical Nickel-Plated Brass Adaptor

6901 Stud Fitting, Male BSPP and Metric Thread



FDA chemical nickel-plated brass, EPDM

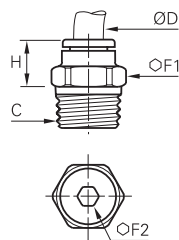


ØD	C		E	F	F1	H	kg
4	M5x0.8	6901 04 19	3	8	2.5	14	0.003
	G1/8	6901 04 10	5.5	13	3	11.5	0.007
	G1/4	6901 04 13	5.5	16	3	10.5	0.011
6	M5x0.8	6901 06 19	3	10	2.5	16	0.005
	G1/8	6901 06 10	4.5	13	4	13	0.007
	G1/4	6901 06 13	5.5	16	4	12.5	0.011
8	G1/8	6901 08 10	4.5	13	5	20.5	0.011
	G1/4	6901 08 13	5.5	16	6	19.5	0.016
	G3/8	6901 08 17	5.5	20	6	18	0.022
10	G1/4	6901 10 13	5.5	16	7	23	0.018
	G3/8	6901 10 17	5.5	20	8	19.5	0.021
	G1/2	6901 10 21	7	24	8	18	0.033
12	G3/8	6901 12 17	5.5	20	9	27	0.029
	G1/2	6901 12 21	7	24	10	22.5	0.035

6905 Stud Fitting, Male BSPT Thread



FDA chemical nickel-plated brass, EPDM

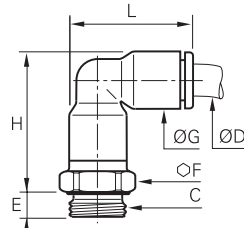


ØD	C		F	F1	H	kg
4	R1/8	6905 04 10	10	3	9.5	0.005
	R1/4	6905 04 13	14	3	6.5	0.012
6	R1/8	6905 06 10	10	4	11.5	0.005
	R1/4	6905 06 13	14	4	8.5	0.011
8	R1/8	6905 08 10	13	5	20	0.011
	R1/4	6905 08 13	14	6	17	0.014
	R3/8	6905 08 17	17	6	13	0.021
10	R1/4	6905 10 13	16	7	20	0.017
	R3/8	6905 10 17	17	8	16.5	0.019
	R1/2	6905 10 21	21	8	14	0.037
12	R3/8	6905 12 17	19	9	24	0.028
	R1/2	6905 12 21	21	10	19.5	0.036

6999 Stud Elbow, Male BSPP and Metric Thread



Bio-based polymer, FDA chemical nickel-plated brass, EPDM



ØD	C		E	F	G	H	L	kg
4	M5x0.8	6999 04 19	3.5	8	8.5	23	19	0.005
	G1/8	6999 04 10	4.5	13	8.5	22.5	19	0.009
	G1/4	6999 04 13	5.5	16	8.5	22.5	19	0.014
6	M5x0.8	6999 06 19	3.5	10	10.5	26.5	22.5	0.008
	G1/8	6999 06 10	4.5	13	10.5	26.5	22.5	0.011
	G1/4	6999 06 13	5.5	16	10.5	26.5	22.5	0.016
8	G1/8	6999 08 10	4.5	13	13.5	35	29.5	0.018
	G1/4	6999 08 13	5.5	16	13.5	33	29.5	0.020
	G3/8	6999 08 17	5.5	20	13.5	33	29.5	0.028
10	G1/4	6999 10 13	5.5	16	16	40.5	34	0.029
	G3/8	6999 10 17	5.5	20	16	39	34	0.037
	G1/2	6999 10 21	7	24	16	39	34	0.042
12	G3/8	6999 12 17	5.5	20	19	42	40	0.040
	G1/2	6999 12 21	7	24	19	42	40	0.049

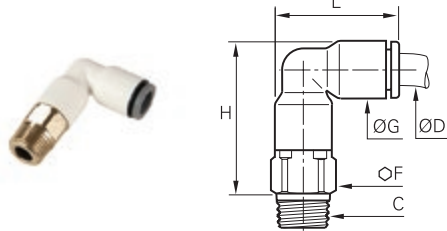
The body swivels for positioning purposes.

Stud Fittings with FDA Chemical Nickel-Plated Brass Adaptor

6909 Stud Elbow, Male BSPT Thread



Bio-based polymer, FDA chemical nickel-plated brass, EPDM



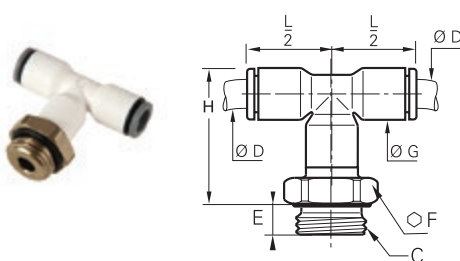
ØD	C		F	G	H	L	kg
4	R1/8	6909 04 10	10	8.5	23	19	0.008
	R1/4	6909 04 13	14	8.5	23.5	19	0.018
6	R1/8	6909 06 10	10	10.5	27	22.5	0.010
	R1/4	6909 06 13	14	10.5	27.5	22.5	0.020
8	R1/8	6909 08 10	13	13.5	33.5	29.5	0.018
	R1/4	6909 08 13	14	13.5	32.5	29.5	0.022
	R3/8	6909 08 17	17	13.5	33	29.5	0.032
10	R1/4	6909 10 13	15	16	39.5	34	0.031
	R3/8	6909 10 17	17	16	39.5	34	0.041
12	R1/2	6909 12 21	21	16	39.5	34	0.060
	R3/8	6909 12 17	19	19	45.5	40.5	0.051
	R1/2	6909 12 21	21	19	45.5	40.5	0.065

The body swivels for positioning purposes.

6998 Stud Branch Tee, Male BSPP and Metric Thread



Bio-based polymer, FDA chemical nickel-plated brass, EPDM



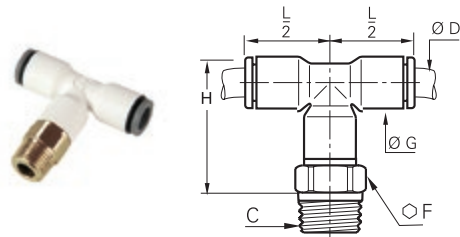
ØD	C		E	F	G	H	L/2	kg
4	M5x0.8	6998 04 19	3.5	8	8.5	24	14	0.006
	G1/8	6998 04 10	5	13	8.5	22	14	0.009
	G1/4	6998 04 13	5.5	16	8.5	22	14	0.014
6	M5x0.8	6998 06 19	3.5	10	10.5	30	16	0.009
	G1/8	6998 06 10	5	13	10.5	29	16	0.011
	G1/4	6998 06 13	5.5	16	10.5	29	16	0.016
8	G1/8	6998 08 10	4.5	13	13.5	38	23	0.019
	G1/4	6998 08 13	5.5	16	13.5	36	23	0.022
	G3/8	6998 08 17	5.5	20	13.5	36	23	0.030
10	G1/4	6998 10 13	5.5	16	16	43	26.5	0.032
	G3/8	6998 10 17	5.5	20	16	43	26.5	0.055
	G1/2	6998 10 21	7.5	24	16	43	26.5	0.051
12	G3/8	6998 12 17	5.5	20	19	45.5	31	0.042
	G1/2	6998 12 21	7	24	19	45.5	31	0.049

These products are available upon request, with minimum order quantity of 100 pieces.
The body swivels for positioning purposes.

6908 Stud Branch Tee, Male BSPT Thread



Bio-based polymer, FDA chemical nickel-plated brass, EPDM



ØD	C		F	G	H	L/2	kg
4	R1/8	6908 04 10	10	8.5	17	14	0.009
	R1/4	6908 04 13	14	8.5	17	14	0.020
6	R1/8	6908 06 10	10	10.5	23	16	0.011
	R1/4	6908 06 13	14	10.5	23	16	0.011
8	R1/8	6908 08 10	13	13.5	30	23	0.020
	R1/4	6908 08 13	14	13.5	30	23	0.025
	R3/8	6908 08 17	17	13.5	30	23	0.036
10	R1/4	6908 10 13	15	16	34.5	26.5	0.033
	R3/8	6908 10 17	17	16	34.5	26.5	0.043
12	R1/2	6908 12 21	21	16	34.5	26.5	0.065
	R3/8	6908 12 17	19	19	40.5	31	0.053
	R1/2	6908 12 21	21	19	40.5	31	0.061

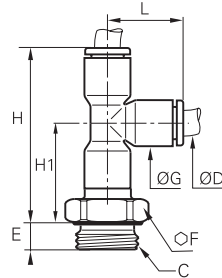
These products are available upon request, with minimum order quantity of 100 pieces.
The body swivels for positioning purposes.

Stud Fittings with FDA Chemical Nickel-Plated Brass Adaptor

6993 Stud Run Tee, Male BSPP and Metric Thread



Bio-based polymer, FDA chemical nickel-plated brass, EPDM



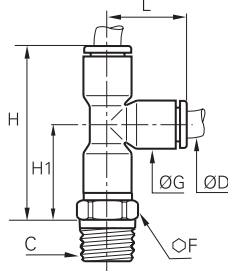
ØD	C		E	F	G	H	H1	L	kg
4	M5x0.8	6993 04 19	3.5	8	8.5	32	19	14.5	0.006
	G1/8	6993 04 10	5	13	8.5	30	18	14.5	0.009
	G1/4	6993 04 13	5.5	16	8.5	30	18	14.5	0.014
6	M5x0.8	6993 06 19	3.5	10	10.5	39	23	17.5	0.009
	G1/8	6993 06 10	5	13	10.5	38	22	17.5	0.011
	G1/4	6993 06 13	5.5	16	10.5	38	22	17.5	0.016
8	G1/8	6993 08 10	4.5	13	13.5	54	31	23	0.019
	G1/4	6993 08 13	5.5	16	13.5	52	29	23	0.022
	G3/8	6993 08 17	5.5	20	13.5	52	29	23	0.030
10	G1/4	6993 10 13	5.5	16	16	61	35	26.5	0.032
	G3/8	6993 10 17	5.5	20	16	61	35	26.5	0.055
	G1/2	6993 10 21	7.5	24	16	61	35	26.5	0.051
12	G3/8	6993 12 17	5.5	20	19	67	36	31	0.042
	G1/2	6993 12 21	7	24	19	67	36	31	0.049

These products are available upon request, with minimum order quantity of 100 pieces.
The body swivels for positioning purposes.

6903 Stud Run Tee, Male BSPT Thread




Bio-based polymer, FDA chemical nickel-plated brass, EPDM



ØD	C		F	G	H	H1	L	kg
4	R1/8	6903 04 10	10	8.5	31	18	14.5	0.009
	R1/4	6903 04 13	14	8.5	31	19	14.5	0.020
6	R1/8	6903 06 10	10	10.5	38	22	17.5	0.011
	R1/4	6903 06 13	14	10.5	39	23	17.5	0.011
8	R1/8	6903 08 10	13	13.5	53	30	23	0.020
	R1/4	6903 08 13	14	13.5	52	29	23	0.025
10	R3/8	6903 08 17	17	13.5	52	29	23	0.036
	R1/4	6903 10 13	15	16	61	35	26.5	0.033
	R3/8	6903 10 17	17	16	61	35	26.5	0.043
12	R1/2	6903 10 21	21	16	61	35	26.5	0.065
	R3/8	6903 12 17	19	19	70	39	31	0.053
	R1/2	6903 12 21	21	19	70	39	31	0.061

These products are available upon request, with minimum order quantity of 100 pieces.
The body swivels for positioning purposes.



LIQUIFF®

Push-In Fittings



Connectors for Optic Fibre Cable

Direct Buried Connectors and End Caps

6270
Page 1-75

6270..03
Page 1-75

6273
Page 1-75

6273..03
Page 1-75



Direct Install Connectors and End Caps

6271
Page 1-77

6271..03
Page 1-77

3151
Page 1-77

3151..03
Page 1-77



Passive Gas Block Connectors

6274
Page 1-79

6274..03
Page 1-79



Accessories for Direct Buried and Direct Install Connectors

3130
Page 1-81

6276
Page 1-81



Direct Buried Connectors

The new Parker Legris connectors were developed to optimise installation and provide long-term **integrity for underground FTTx* networks**.



*FTTx: Fibre To The x = home, building, campus, etc.

Product Advantages

Optimised Installation

- Transparent: optic fibre ducts and correct tube connection can be seen and verified
- Patented ridged design for unsurpassed shock resistance
- No protection cap necessary
- 1 single connector for DB and DI
- Compact design and intuitive installation
- Pre-assembled safety clip to prevent risk of accidental disconnection
- High working pressure for increased blowing speed/distance

Longevity & Reliability

- Tried-and-tested connection technology to ensure tensile strength and resistance to network expansion
- Perfect sealing IP68: full protection against particle ingress
- UL94: flame resistance for indoor installations
- Date coding to guarantee quality and traceability
- 100% leak-tested in production




Underground Networks
Micro-Tubing
Air Blowing
Water Floating
DB Tubing

Applications

Technical Characteristics

Compatible Fluids	Air, water
Working Pressure	Vacuum to 25 bar
Working Temperature	-20°C to +80°C
Suitable Ducts	Direct buried micro-tubing (DB) Direct install micro-tubing (DI)
Shock Resistance	Conforms to standard and light applications according to the NF EN 61386-24 standard
Tubing Diameter	Ø 7 mm to Ø 16 mm

Component Materials



Use is guaranteed with a vacuum of 755 mm Hg (99% vacuum).

Regulations and Intellectual Property

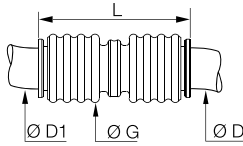
ISO 14743: Pneumatic fluid power, push-in connectors for thermoplastic tubes
NF EN 50086-2-4 replaced by NF EN 61386-24: Standard relating to impact tests for buried systems
UL94: Flame resistance

IP68: Seepage resistance to water and dust
Patent family FR2980999 (buried connectors)
Patent family FR2924194 (safety clips)

Direct Buried Connectors

6270 Equal and Unequal Tube-to-Tube connector

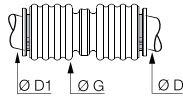
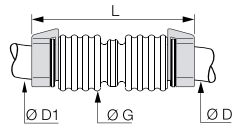
HR polymer, NBR



ØD	ØD1		G	L	Kg
7	7	6270 07 00	16	38	0.006
8	8	6270 08 00	16	39	0.006
10	10	6270 10 00	20	43	0.009
	12	6270 10 12	22	50	0.010
12	12	6270 12 00	22	50	0.009
	14	6270 12 14	24	56	0.022
14	14	6270 14 00	24	56	0.022
16	16	6270 16 00	29	60	0.022

6270..03 Equal and Unequal Tube-to-Tube Connector with Red Tamper-Proof Safety Clips

HR polymer, NBR



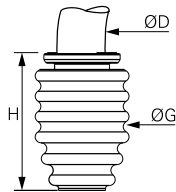
16 mm

ØD	ØD1		G	L	Kg
7	7	6270 07 00 03	16	47	0.007
8	8	6270 08 00 03	16	48	0.007
10	10	6270 10 00 03	20	51	0.011
	12	6270 10 12 03	22	60	0.026
12	12	6270 12 00 03	22	60	0.017
	14	6270 12 14 03	24	68	0.031
14	14	6270 14 00 03	24	68	0.023
16	16	6270 16 00 03*	29	60	0.031

*specifically-designed clip

6273 End Cap

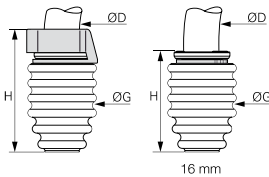
HR polymer, NBR



ØD		G	H	Kg
7	6273 07 00	16	23	0.002
8	6273 08 00	16	24	0.002
10	6273 10 00	20	26	0.003
12	6273 12 00	22	30	0.006
14	6273 14 00	24	33	0.014
16	6273 16 00	29	36	0.028

6273..03 End Cap with Red Tamper-Proof Safety Clip

HR polymer, NBR



16 mm

ØD		G	H	Kg
7	6273 07 00 03	16	28	0.003
8	6273 08 00 03	16	29	0.003
10	6273 10 00 03	20	31	0.005
12	6273 12 00 03	22	35	0.009
14	6273 14 00 03	24	39	0.018
16	6273 16 00 03*	29	36	0.032

*specifically-designed clip

Direct Install Connectors

A range of high performance connectors dedicated to direct install systems for FTTx* networks to guarantee **easy use** and **long service time**.



*FTTx: Fibre To The x = home, building, campus, etc.

Product Advantages

Optimised Installation

- Reliable technology of push-in connection
- Minimum distance between two tubes when connected, eliminating the risk of blockage during blowing
- 1 single connector for DB and DI
- Ultra compact design and intuitive installation
- Safety clip for preventing risk of accidental disconnection

Longevity & Reliability

- Tried-and-tested connection technology to ensure capability for network expansion
- Perfect sealing IP68: full protection against particle ingress
- UL94 V-2: flame resistance for indoor installations
- Date coding to guarantee quality and traceability
- 100% leak-tested in production



Direct Install Networks
Micro-Tubing
Air Blowing
Aerial Ducting
Sub-Ducts

Applications

Technical Characteristics

Compatible Fluids	Air, water
Working Pressure	Vacuum to 15 bar
Working Temperature Storage temperature	-15°C to +45°C -20°C to +80°C
Suitable Ducts	Direct install microduct
Tubing Diameter	Ø 5 mm to Ø 14 mm

Use is guaranteed with a vacuum of 755 mm Hg (99% vacuum).

Component Materials



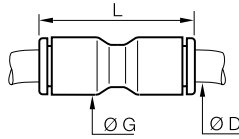
Regulations and Intellectual Property

- ISO 14743: Pneumatic fluid power, push-in connectors for thermoplastic tubes
- IP68: Seepage resistance to water and dust
- UL94 V-2: Flame resistance
- Patent family FR2924194 (safety clips)

Direct Install Connectors and End Caps

6271 Equal Tube-to-Tube Connector

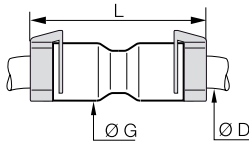
HR polymer, NBR



ØD		G	L	Kg
5	6271 05 00	10.5	30	0.002
7	6271 07 00	13.5	38	0.004
8	6271 08 00	13.5	38	0.004
10	6271 10 00	16	42	0.006
12	6271 12 00	19	50.5	0.009
14	6271 14 00	22	56	0.014

6271..03 Equal Tube-to-Tube Connector with Red Tamper-Proof Safety Clips

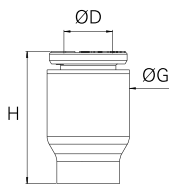
HR polymer, NBR



ØD		G	L	Kg
5	6271 05 00 03	10.5	38	0.007
7	6271 07 00 03	13.5	47	0.007
8	6271 08 00 03	13.5	48	0.007
10	6271 10 00 03	16	51	0.011
12	6271 12 00 03	19	60	0.017
14	6271 14 00 03	22	68	0.025

3151 End Cap

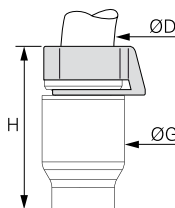
Technical polymer, NBR



ØD		G	H	Kg
5	3151 05 00	10.5	17	0.001
7	3151 07 00	13.5	22	0.003
8	3151 08 00	13.5	22	0.003
10	3151 10 00	16	22	0.005
12	3151 12 00	19	28	0.009
14	3151 14 00	22	31	0.018

3151..03 End Cap with Tamper-Proof Safety Clip

Technical polymer, NBR



ØD		G	H	Kg
5	3151 05 00 03	10.5	20	0.002
7	3151 07 00 03	13.5	26	0.004
8	3151 08 00 03	13.5	26	0.004
10	3151 10 00 03	16	27	0.007
12	3151 12 00 03	19	33	0.011
14	3151 14 00 03	22	35	0.022

Related Products

- Tube Cutters: see chapter "Technical Tubes and Hoses"

[3000 71 00](#) P. 3-46

[3000 71 11](#) P. 3-46



End Gas Block Connector

Easy-to-use product, providing **quick** and **efficient** sealing of the end of the FTTx* network and thereby long-term protection of the installation.



*FTTx: Fibre To The x = home, building, campus, etc.

Product Advantages

- Stock Optimisation** | More possibilities with fewer references
 1 connector allows for several microduct/fibre cable combinations
- Easy Handling** | Optic fibre cable visible as it passes through seal, allowing for considerable time-saving
 Visual connection indication
 100% push-in technology with optic fibre cable sealing
 Ultra compact design
- Longevity & Reliability** | Unique design guaranteeing maximum safety of use
 Gas and watertight up to 1 bar
 UL94 V-2: flame resistance for indoor installations
 Safety clip for preventing risk of accidental disconnection



- Underground Networks
- Micro-Tubing
- Air Blowing
- Water Floating
- Heavy Duty Ducting

Applications

Technical Characteristics

Compatible Fluids	Air, water
Sealing Level	1 bar
Working Temperature Storage Temperature	-15°C to +45°C -20°C to +80°C
Suitable Ducts	Direct buried and direct install microducts
Tubing Diameter	Ø 5 mm to Ø 14 mm

Component Materials



Regulations

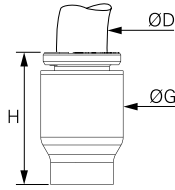
ISO 14743: Pneumatic fluid power, push-in connectors for thermoplastic tubes
 IP68: Seepage resistance to water and dust
 UL94 V-2: Flame resistance for indoor installation or hazardous zones
 Patent family FR2960039 (gas block)

End Gas Block Connector

6274

End Gas Block Connector

HR polymer, silicone

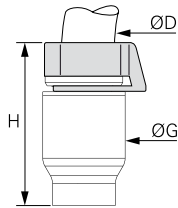


ØD		G	H	Kg
5	6274 05 00	10.5	17	0.001
7	6274 07 00	13.5	22	0.003
10	6274 10 00	16	22	0.005
12	6274 12 00	19	28	0.009
14	6274 14 00	22	31	0.018

6274..03

End Cap Gas Block Connector with Red Tamper-Proof Safety Clip

HR polymer, silicone



ØD		G	H	Kg
5	6274 05 00 03	10.5	20	0.002
7	6274 07 00 03	13.5	26	0.004
10	6274 10 00 03	16	27	0.007
12	6274 12 00 03	19	33	0.011
14	6274 14 00 03	22	35	0.022

Installation Process



1. Slide the Gas Block Connector onto the optic fibre cable.



Centering and turning the connector facilitates the passage of the largest optic fibre cable possible through the Gas Block.



2. Push the connector onto the microduct tubing.

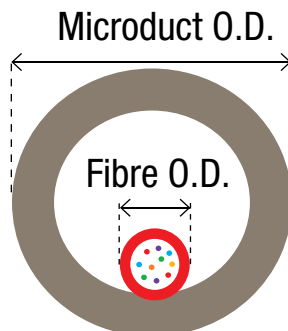


3. Press the connector very firmly, straight onto the tubing, and compress the seal.



4. Check: the optic fibre cable should be held tightly by the seal.
The cable can still slide, allowing its length to be adjusted out of the Gas Block if necessary.

Microduct/Fibre Cable Combination



Connector / Microduct O.D (mm)	Fibre O.D. (mm)
5	1 to 2.5
7	1 to 4
10	1.8 to 6.5
12	DB duct: 3 to 8.6 DI duct: 4 to 8.6
14	DB duct: 3 to 8.6 DI duct: 4 to 8.6

We recommend the use of a safety clip in order to prevent accidental disconnection.

Accessories for Direct Buried and Direct Install Connectors

Parker Legris has designed different accessories to improve **safety** and allow circuit **identification**.

Product Advantages

Tamper-Proof Safety Clip

- Prevents accidental disconnection
- Disconnection only possible with tooling
- Resistant to grease and cleaning agents
- Colour-coding for tube identification (6 colours)
- Adapted to suit all installation configurations



Detectable Buried End Cap


- Easy detection of loose underground network's termination
- Cost and time saving when maintaining or expanding the network
- Metal cover locks to plastic end cap during microduct connection

- Applications
- Underground Networks
 - Micro-Tubing
 - Air Blowing
 - Water Floating
 - Heavy Duty Ducting

Technical Characteristics

	Detectable Buried End Cap
Working Temperature	Vacuum to 25 bar
Working Temperature	-20°C to +80°C
Suitable Ducts	Direct install and direct buried
Tubing Diameter	Ø 7 mm to Ø 14 mm

Component Materials



Installation Process

Tamper-Proof Safety Clip

Connection



1. Assemble the clip

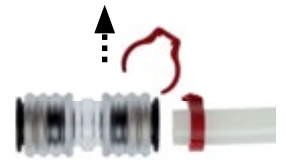


2. Connect the tubing

Disconnection



1. Cut the clip with pliers



2. Remove the clip and tubing

Detectable Buried End Cap



1. A cap, a clip and a metal cover



2. Assemble the clip on the cap



3. Mount the cap within the metal cover

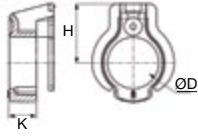


4. Connect the tube

Accessories for Direct Buried and Direct Install Connectors

3130 Tamper-Proof Safety Clip

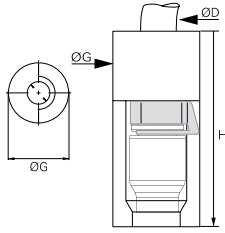
Technical polymer



ØD							H	K	Kg
4	3130 04 01	3130 04 02	3130 04 03	3130 04 04	3130 04 05	3130 04 10	6.5	3	0.001
6	3130 06 01	3130 06 02	3130 06 03	3130 06 04	3130 06 05	3130 06 10	8	3	0.001
8	3130 08 01	3130 08 02	3130 08 03	3130 08 04	3130 08 05	3130 08 10	9.5	4.3	0.001
10	3130 10 01	3130 10 02	3130 10 03	3130 10 04	3130 10 05	3130 10 10	10.8	4.2	0.001
12	3130 12 01	3130 12 02	3130 12 03	3130 12 04	3130 12 05	3130 12 10	12.5	5.1	0.004
14	3130 14 01	3130 14 02	3130 14 03	3130 14 04	3130 14 05	3130 14 10	15	6	0.004

6276 Detectable Buried End Cap

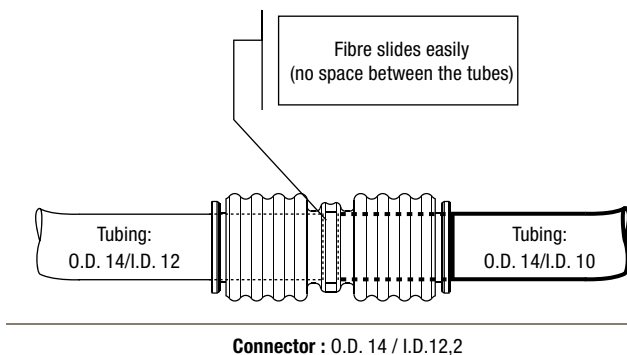
Technical polymer, steel, NBR



ØD		G	H	Kg
7	6276 07 00	20	45	0.054
8	6276 08 00	20	45	0.054
10	6276 10 00	22	45	0.043
12	6276 12 00	24	50	0.064
14	6276 14 00	27.5	60	0.065

Delivered as 3 separate parts.

Bridging of O.D./I.D. Connector



Connector O.D. (mm)/ I.D. (mm)	Tube O.D. (mm)	Tube I.D. (mm)
5 / 4	5	2.1 to 3.8
7 / 5.7	7	3 to 5.5
8 / 6.2	8	3.5 to 6
10 / 8.2	10	5.5 to 8
12 / 12.2	12	8 to 10
14 / 12.2	14	9.6 to 12

Prestomatic Push-In Fittings

Prestomatic 3 Fittings

Elbows

C68UNPMK
Page 1-85



V68UNPMK
Page 1-85



Tees

R68UNPMK
Page 1-85



JNPMK
Page 1-85



Prestomatic 2 Stud Fittings

Straights

F8UNPMB
Page 1-87



F2NPMB
Page 1-87



WEONPMB
Page 1-87



Elbows

C8UNPMB
Page 1-88



V8UNPMB
Page 1-88



Tees

S8UNPMB
Page 1-88



S8UNPMBPPAM
Page 1-88



Prestomatic 2 Tube-to-Tube Fittings

Straights

HNPMB
Page 1-89



WNPMB
Page 1-89



Elbow

T2ENPMB
Plug-In
Page 1-89



Tee

JNPMB
Page 1-89



Adaptors and Accessories for Braking Systems

Elbows

D8C8UB
Page 1-90



D8V8UB
Page 1-90



Tees

MR08UB
Page 1-90



MMS8UB
Page 1-90



MM08BKT
Page 1-90



Increases

F8UG8B
Page 1-91



Reducers

F8UG8B
Page 1-91



Conversion Fittings

F8UGB
Metric Male / NPT Female
Page 1-91



F8UG4B
Metric Male / BSPP Female
Page 1-91



Straight Connectors

F8UHA8UB
Page 1-91



Bulkhead Connector Fittings

WGG88B
Page 1-92



WG8F8UB
Page 1-92



Test Points

PPRF8UM
Page 1-92



PPRC8UM
Page 1-92



PPRV8UM
Page 1-92



Plugs and Accessories

P8UNBL
Page 1-93



3126
Page 1-93



VDPF8UM
Drain valve
Page 1-93



WLNB
Page 1-93



Prestomatic 3 Push-In Fittings

In order to meet **severe** and **demanding** conditions of use in air circuits in rail and road transportation, this range of **lightweight** polyamide fittings offers **excellent technical performance** and respects the new environmental requirements.

Product Advantages

Optimum Design	<p>Extreme compactness for space-saving</p> <p>Weight reduction over traditional airbrake fittings</p> <p>Integrated polymer tube support gives tube alignment and tube retention for:</p> <ul style="list-style-type: none"> • excellent resistance to vibration • sealing ensured over time <p>Fully re-usable; reduces maintenance costs</p>
High Performance	<p>Positive hold by an innovative gripping ring design allowing absorption of vibration and pulsating pressure</p> <p>Excellent mechanical properties adapted to demanding working conditions</p> <p>UV-resistant polymer guarantees a long lifespan</p> <p>Twist-free assembly allowing free tube rotation even under pressure and high resistance to tube expansion</p> <p>Extreme temperature resistance for increased lifespan</p>
Reliability	<p>100% leak-tested in production</p> <p>Date coding to guarantee quality and traceability</p> <p>Suitable with flexible tubing in braking system</p>



Air Braking Systems
Air Suspension
Chassis
Engine Braking
Gearbox
Pantograph
Motricity Control


Applications

Technical Characteristics

Compatible Fluids	Compressed air				
Working Pressure	25 bar				
Working Temperature	-40°C to +100°C For lower temperature applications, please consult us				
Tightening Torques (daN.m)	Threads				
	M10x1	M12x1.5	M14x1.5	M16x1.5	M22x1.5
	0.8 to 1	1 to 1.5	1.5 to 2	1.5 to 2	2 to 3

Male metric threads conform to DIN 3852-1, DIN 3852-3, ISO 4039-2 and ISO 6149-1 standards.

Component Materials



Silicone-free

Regulations

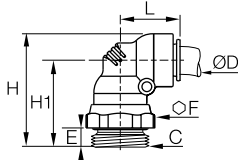
Fully adapted to transportation braking system applications with tubing conformed to:
DIN 74324-1
DIN 73378
NF-R12-632-2

Prestomatic 3 Push-In Fittings

C68UNPMK

90° Elbow, Male Metric Thread

Technical polymer, brass, NBR



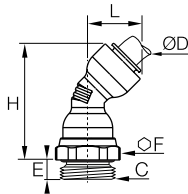
ØD	C		E	F	H	H1	L	Kg
8	M12x1.5	C68UNPMK8M12	7.5	17	40	31	20.5	0.024
	M14x1.5	C68UNPMK8M14	7.5	19	40	31	20.5	0.027
	M16x1.5	C68UNPMK8M16	8	22	41	32	20.5	0.034
	M22x1.5	C68UNPMK8M22	8	27	41	32	20.5	0.046
10	M12x1.5	C68UNPMK10M12	7.5	17	47	36	25	0.031
	M16x1.5	C68UNPMK10M16	8	22	47	37	25	0.043
	M22x1.5	C68UNPMK10M22	8	27	48	38	25	0.062
12	M12x1.5	C68UNPMK12M12	7.5	17	49	37.5	26	0.035
	M16x1.5	C68UNPMK12M16	8	22	50	38.5	26	0.047
	M22x1.5	C68UNPMK12M22	8	27	50	37.5	26	0.058
16	M16x1.5	C68UNPMK16M16	8	22	53	39.5	27	0.059
	M22x1.5	C68UNPMK16M22	8	27	53	39.5	27	0.070

The body swivels for positioning purposes.

V68UNPMK

45° Elbow, Male Metric Thread

Technical polymer, brass, NBR



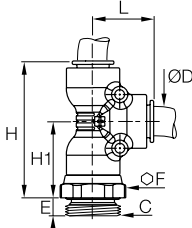
ØD	C		E	F	H	L	Kg
10	M22x1.5	V68UNPMK10M22	8	27	61	23	0.060
12	M16x1.5	V68UNPMK12M16	8	22	63	24.5	0.045
	M22x1.5	V68UNPMK12M22	8	27	62	24.5	0.057
16	M22x1.5	V68UNPMK16M22	8	27	66	27	0.071

The body swivels for positioning purposes.

R68UNPMK

Stud Run Tee, Male Metric Thread

Technical polymer, brass, NBR



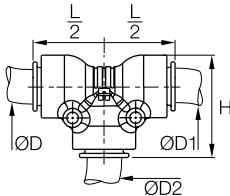
ØD	C		E	F	H	H1	L	Kg
8	M12x1.5	R68UNPMK8M12	7.5	17	51	31	20.5	0.028
12	M16x1.5	R68UNPMK12M16	8	22	64.5	38.5	26	0.053
16	M16x1.5	R68UNPMK16M16	8	22	68	39.5	27	0.067

The body swivels for positioning purposes.

JNPMK

Equal Tee

Technical polymer, NBR



ØD	ØD1	ØD2		H	L/2	Kg
8	8	8	JNPMK8	30	20.5	0.012
10	10	10	JNPMK10	35.5	25	0.019
12	12	12	JNPMK12	37.5	26	0.022
16	16	16	JNPMK16	41	27	0.028

Other Configurations Available on Request



F Male Elbow



90° Male Side Tee



Male Branch Tee



Male Branch Tee
In-Line Test Point



ISO 8434-1 Bulkhead Tee

National Sales Enquiries

1300 879 613

E: sales@pneutech.com.au

Prestomatic 2 Push-In Fittings

To meet **severe** and **demanding applications** such as pneumatic circuits in rail and road transportation, Prestomatic 2 fittings conform to the international standards offering **robustness, reliability** and **mechanical resistance**.

Product Advantages

- Versatility** | Extreme compactness for space-saving
 High robustness
 Excellent mechanical properties adapted to severe working conditions
 Integrated metallic tube support reinforces tube alignment and tube retention for:
- excellent resistance to vibration
 - sealing ensured over time
 - increased resistance to tube removal
- Fully re-usable to reduce maintenance costs
- High Performance** | Positive hold by an innovative gripping ring design allowing absorption of vibration and pulsating pressure
 Twist-free assembly allowing free tube rotation even under pressure and high resistance to tube expansion
 Extreme temperature resistance: up to -50°C for increased lifespan
- Reliability** | 100% leak-tested in production
 Date coding to guarantee quality and traceability
 Suitable with flexible tubing in braking system



Applications

- Air Braking Systems
- Air Suspension
- Chassis
- Engine Braking
- Gearbox
- Pantograph
- Motricity Control

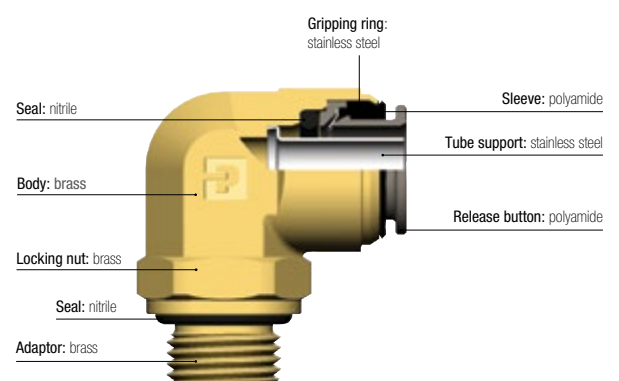
Technical Characteristics

Compatible Fluids	Compressed air
Working Pressure	25 bar
Working Temperature	-40°C to +100°C For lower temperature applications, please consult us

Tightening Torques (daN.m)	Threads				
	M10x1	M12x1.5	M14x1.5	M16x1.5	M22x1.5
	0.8 to 1	1 to 1.5	1.5 to 2	1.5 to 2	2 to 3

Male metric threads conform to DIN 3852-1, DIN 3852-3, ISO 4039-2 and ISO 6149-1 standards.

Component Materials



Silicone-free

Regulations

EN 45545-2: HL3, R22, R24, R25 classification can be attained when used with fireproof tubing

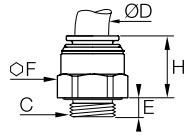
Fully adapted to transportation braking system applications with tubing:
 DIN 74324-1
 DIN 73378
 NF-R12-632-2

Stud Fittings

F8UNPMB

Stud Fitting, Male Metric Thread

Brass, NBR

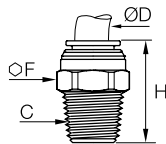


ØD	C		E	F	H	Kg
6	M10x1.5	F8UNPMB6M10	7	16	18.5	0.018
	M12x1.5	F8UNPMB6M12	7.5	17	16	0.017
	M16x1.5	F8UNPMB6M16	8	22	14.5	0.032
8	M22x1.5	F8UNPMB6M22	8	27	13.5	0.053
	M12x1.5	F8UNPMB8M12	7.5	17	19.5	0.021
	M14x1.5	F8UNPMB8M14	7.5	19	18	0.025
10	M16x1.5	F8UNPMB8M16	8	22	15	0.030
	M22x1.5	F8UNPMB8M22	8	27	13.5	0.052
	M12x1.5	F8UNPMB10M12	7.5	22	22.5	0.036
12	M14x1.5	F8UNPMB10M14	7.5	22	22	0.036
	M16x1.5	F8UNPMB10M16	8	22	20.5	0.038
	M22x1.5	F8UNPMB10M22	8	27	14.5	0.049
16	M12x1.5	F8UNPMB12M12	7.5	22	22.5	0.035
	M16x1.5	F8UNPMB12M16	8	22	21	0.033
	M22x1.5	F8UNPMB12M22	8	27	17.5	0.052
16	M16x1.5	F8UNPMB16M16	8	27	22.5	0.063
	M22x1.5	F8UNPMB16M22	8	27	22.5	0.069

F2NPMB

Stud Fitting, Male NPT thread

Brass, NBR

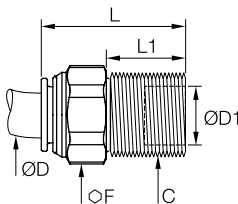


ØD	C		F	H	Kg
6	NPT1/8	F2NPMB6-1/8	16	25	0.015
	NPT1/4	F2NPMB6-1/4	16	25	0.020
	NPT3/8	F2NPMB6-3/8	19	27	0.037
8	NPT1/4	F2NPMB8-1/4	17	30	0.025
	NPT3/8	F2NPMB8-3/8	19	27	0.033
10	NPT1/4	F2NPMB10-1/4	22	35.5	0.044
	NPT1/2	F2NPMB10-1/2	22	34	0.066
12	NPT3/8	F2NPMB12-3/8	22	31	0.038
	NPT1/2	F2NPMB12-1/2	22	34	0.058

WEONPMB

Equal Mixed Bulkhead Adapter

Brass, NBR



ØD	ØD1	C		F	L	L1	Kg
8	M14x1.5	WEONPMB8-8L		19	36	21	0.033
8	10	M16x1.5	WEONPMB8-10L	19	36	21	0.038
	12	M18x1.5	WEONPMB8-12L	22	34	21	0.046
12	12	M18x1.5	WEONPMB12-12L	22	37	21	0.046

Other Configurations Available on Request



Male Bulkhead



Male Run Tee



F Male Elbow



ISO 8434-1 Bulkhead Elbow



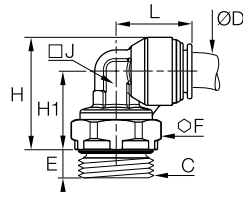
Male Run Tee Branch Test Point

Stud Fittings

C8UNPMB

90° Elbow, Male Metric Thread

Brass, NBR



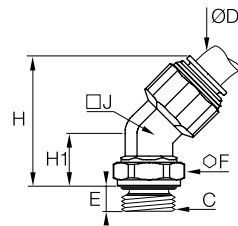
ØD	C		E	F	H	H1	J	L	Kg
6	M10x1	C8UNPMB6M10	7.5	14	24	16	10	22	0.032
	M12x1.5	C8UNPMB6M12	9	17	25.5	17	11	22	0.038
	M16x1.5	C8UNPMB6M16	9.5	22	30	20	13	23	0.062
8	M22x1.5	C8UNPMB6M22	9.5	27	35	24	14	23	0.095
	M12x1.5	C8UNPMB8M12	9	17	25.5	17	11	22	0.039
	M14x1.5	C8UNPMB8M14	9.5	19	26.5	18	11	22	0.046
10	M16x1.5	C8UNPMB8M16	9.5	22	30	20	13	23	0.061
	M22x1.5	C8UNPMB8M22	9.5	27	35	24	14	23	0.092
	M16x1.5	C8UNPMB10M16	9.5	22	30.5	20.5	13	25	0.063
12	M22x1.5	C8UNPMB10M22	9.5	27	37	26	14	25	0.099
	M12x1.5	C8UNPMB12M12	9	17	32	21	14	25	0.063
	M16x1.5	C8UNPMB12M16	9.5	22	33	22	14	25	0.072
16	M22x1.5	C8UNPMB12M22	9.5	27	37	26	14	25	0.095
	M16x1.5	C8UNPMB16M16	9.5	22	37	23.5	24	34	0.170
	M22x1.5	C8UNPMB16M22	9.5	27	39	25.5	24	34	0.174

The body can be locked in the desired orientation with the locknut.

V8UNPMB

45° Elbow, Male Metric Thread

Brass, NBR



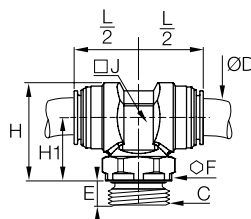
ØD	C		E	F	H	H1	J	Kg
8	M16x1.5	V8UNPMB8M16	9.5	22	38	17.5	14	0.063
10	M22x1.5	V8UNPMB10M22	9.5	27	44	21	14	0.085
12	M16x1.5	V8UNPMB12M16	9.5	22	44	17.5	14	0.074
	M22x1.5	V8UNPMB12M22	9.5	27	48	21	14	0.095
16	M22x1.5	V8UNPMB16M22	9.5	27	42	18	22	0.106

The body can be locked in the desired orientation with the locknut.

S8UNPMB

Stud Branch Tee, Male Metric Thread

Brass, NBR



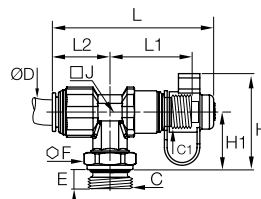
ØD	C		E	F	H	H1	J	L/2	Kg
8	M16x1.5	S8UNPMB8M16	9.5	22	39	27	14	24	0.097
	M22x1.5	S8UNPMB8M22	9.5	27	42	30.5	14	24	0.118
10	M16x1.5	S8UNPMB10M16	9.5	22	39	27	14	25.5	0.100
	M22x1.5	S8UNPMB10M22	9.5	27	42	30.5	14	25.5	0.118
12	M16x1.5	S8UNPMB12M16	9.5	22	39	27	14	27	0.110
	M22x1.5	S8UNPMB12M22	9.5	27	42	30.5	14	27	0.131
16	M22x1.5	S8UNPMB16M22	9.5	27	40	26	19	27	0.171

The body can be locked in the desired orientation with the locknut.

S8UNPMBPPAM

Stud Branch Tee, Male Metric Thread, In-Line Test Point

Brass, NBR



ØD	C	C1		E	F	H	H1	J	L	L1	L2	Kg
10	M16x1.5	M16x1.5	S8UNPMB10PPAM16	9.5	22	45	27	14	71	36	25	0.125
12	M16x1.5	M16x1.5	S8UNPMB12PPAM16	9.5	22	45	27	14	75	38	27	0.133
	M22x1.5	M16x1.5	S8UNPMB12PPAM22	9.5	27	48.5	30.5	14	75	38	27	0.154

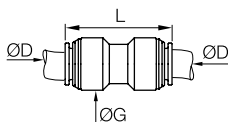
The body can be locked in the desired orientation with the locknut.

Tube-to-Tube Fittings

HNPMB

Equal Connector

Brass, NBR

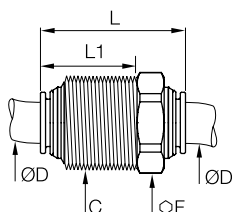


ØD		G	L	Kg
6	HNPMB6	16	37.5	0.024
8	HNPMB8	18	37	0.029
10	HNPMB10	20	41	0.036
12	HNPMB12	22	41	0.041
16	HNPMB16	27	41	0.078

WNPMB

Equal Bulkhead Connector

Brass, NBR

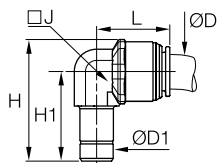


ØD	C		F	L	L1	Kg
6	M18x1.5	WNPMB6	22	39.5	26	0.056
8	M20x1.5	WNPMB8	22	39	26	0.061
10	M22x1.5	WNPMB10	24	43	28	0.076
12	M24x1.5	WNPMB12	27	44	29	0.091

T2ENPMB

Equal and Unequal 90° Plug-In Elbow

Brass, NBR

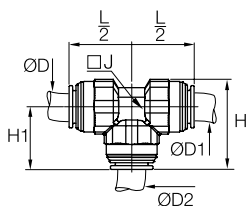


ØD	ØD1		H	H1	J	L	Kg
6	8	T2ENPMB6	36	27.5	10	21	0.025
8	8	T2ENPMB8	36	27.5	10	22	0.025
10	12	T2ENPMB10	44	32.5	14	25.5	0.049
12	12	T2ENPMB12	44	32.5	14	27	0.051

JNPMB

Equal and Unequal Tee

Brass, NBR



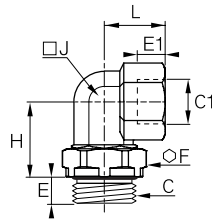
ØD	ØD1	ØD2		H	H1	J	L/2	Kg
6	6	6	JNPMB6	30	22	12	22	0.044
8	8	8	JNPMB8	31	23	12	23	0.050
		12	JNPMB8-8-12	37	25	14	23	0.077
10	10	10	JNPMB10	37	25.5	14	25.5	0.086
		6	JNPMB10-10-6	36	24	14	23	0.073
		10	JNPMB10-6-10	37	25.5	14	25.5	0.083
12	12	12	JNPMB12	38	26.5	14	26.5	0.093
		6	JNPMB12-12-6	35	24	14	26	0.086
		8	JNPMB12-12-8	35	24	14	26	0.085
16	16	16	JNPMB16	46	29	30	29	0.189

Air Brake Adaptors

D8C8UB

90° Elbow, Male/Female Metric Thread

Brass, NBR



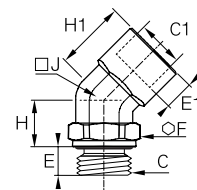
C	C1		E	E1	F	H	J	L	Kg
M16x1.5	M16x1.5	M16M16D8C8UB	9.5	10	22	23.5	16	18.5	0.081
	M16x1.5	M16M22D8C8UB	10.5	10	27	26.5	19	21.5	0.132
	M22x1.5	M22D8C8UB	10.5	12	27	29.5	19	23.5	0.134

The body can be locked in the desired orientation with the locknut.

D8V8UB

45° Elbow, Male/Female Metric Thread

Brass, NBR



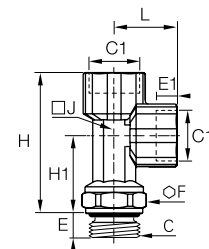
C	C1		E	E1	F	H	H1	J	Kg
M16x1.5	M16x1.5	M16M16D8V8UB	9.5	10	22	15.5	22	17	0.077

The body can be locked in the desired orientation with the locknut.

MR08UB

Female Run Tee, Male Metric Thread

Laiton, NBR



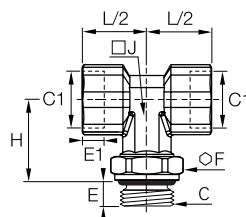
C	C1		E	E1	F	H	H1	J	L	Kg
M12x1.5	M12x1.5	M12MR08UB	9	10	17	50.5	30	14	20.5	0.117
M16x1.5	M16x1.5	M16MR08UB	10	10	22	62.5	39	14	23.5	0.134
	M16x1.5	M16M22M16MR08UB	10.5	10	27	65	41.5	14	23.5	0.178
	M22x1.5	M22MR08UB	10.5	12	27	69.5	41.5	18	28	0.222

The body can be locked in the desired orientation with the locknut.

MMS8UB

Branch Tee, Male/Female Metric Thread

Brass, NBR



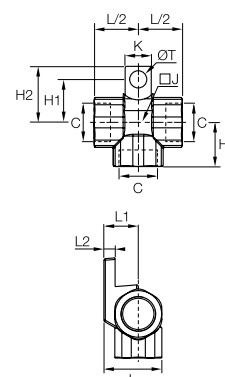
C	C1		E	E1	F	H	J	L/2	Kg
M12x1.5	M12x1.5	M12MMS8UB	9	10	17	25.5	14	23.5	0.140
M16x1.5	M16x1.5	M16MMS8UB	10	10	22	29	14	23.5	0.134
M22x1.5	M16x1.5	M16M16M22MMS8UB	10.5	10	27	31	14	23.5	0.175

The body can be locked in the desired orientation with the locknut.

MM08BKT

Tee with Mounting Boss, Female Metric Thread

Brass, NBR



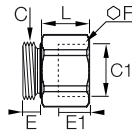
C		H	H1	H2	J	K	L	L1	L2	L/2	ØT	Kg
M16x1.5	M16MM08BKT	20.5	26	20	19	12	27	16	5	20.5	8	0.112

Air Brake Adaptors and Accessories

F8UG8B

Reducer, Male/Female Metric Thread

Brass, NBR

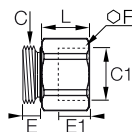


C	C1		E	E1	F	L	Kg
M16x1.5	M12x1.5	M16M12F8UG8B	8	10	22	15	0.051
M22x1.5	M16x1.5	M22M16F8UG8B	8	10	27	16	0.073

F8UGB

Conversion Fitting, Male Metric/Female NPT Thread

Brass, NBR

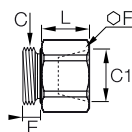


C	C1		E	F	L	Kg
M16x1.5	NPT1/4	M16-1/4F8UGB	8	22	15	0.050
M22x1.5	NPT3/8	M22-3/8F8UGB	8	27	18	0.080

F8UG4B

Conversion Fitting, Male Metric/Female BSPP Thread

Brass, NBR

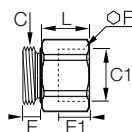


C	C1		E	E1	F	L	Kg
M16x1.5	G1/4	M16-1/4F8UG4B	8	10	22	11.5	0.038
	G1/8	M16-1/8F8UG4B	8	7	22	8	0.031

F8UG8B

Increaser, Male/Female Metric Thread

Brass, NBR

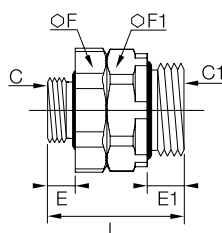


C	C1		E	E1	F	L	Kg
M12x1.5	M16x1.5	M12M16F8UG8B	7.5	10	22	17.5	0.044

F8UHA8UB

Straight Male Adaptor, Male Metric Thread

Brass, NBR



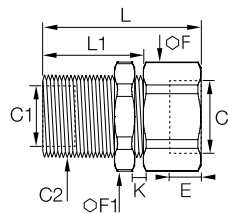
C	C1		E	E1	F	F1	L	Kg
M16x1.5	M16x1.5	M16F8UHA8UB	8	10	22	22	32	0.056
	M22x1.5	M16M22F8UHA8UB	8	10.5	27	27	36	0.096
M22x1.5	M22x1.5	M22F8UHA8UB	8	10.5	27	27	36	0.096

Air Brake Adaptors and Accessories

WGG88B

Bulkhead Union, Female Metric Thread

Brass, NBR

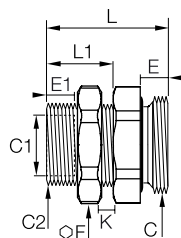


C	C1	C2		E	F	F1	K _{max}	L	L1	Kg
M16x1.5	M16x1.5	M22x1.5	M16WGG88BH27	10	27	27	16	30	23	0.082
M22x1.5	M16x1.5	M26x1.5	M22M16WGG88B	12	30	32	10	32	18	0.128

WG8F8UB

Bulkhead Union, Male/Female Metric Thread

Brass, NBR

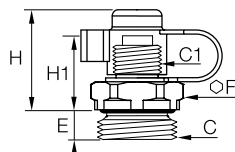


C	C1	C2		E	E1	F	K _{max}	L	L1	Kg
M16x1.5	M16x1.5	M22x1.5	M16WG8F8UB	8	10	27	10	32	17	0.086
M22x1.5	M16x1.5	M22x1.5	M16M22WG8F8UB	8	10	27	10	32	17	0.080

PPRF8UM

Stud Test Point, Male Metric Thread

Brass, NBR

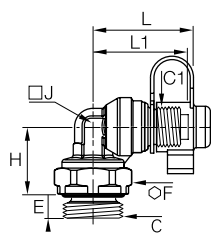


C	C1		E	F	H	H1	Kg
M16x1.5	M16x1.5	PPRF8UM16	9.5	22	34.5	31.5	0.057
M22x1.5	M16x1.5	PPRF8UM22	9.5	27	34.5	31.5	0.072

PPRC8UM

Test Point 90° Elbow, Male Metric Thread

Brass, NBR



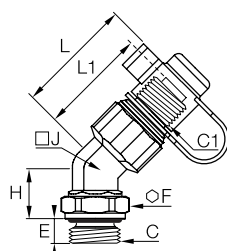
C	C1		E	F	H	J	L	L1	kg
M22x1.5	M16x1.5	PPRC8UM22	10.5	27	18	19	39	36	0.142

The body can be locked in the desired orientation with the locknut.

PPRV8UM

Test Point 45° Elbow, Male Metric Thread

Brass, NBR



C	C1		E	F	H	J	L	L1	kg
M22x1.5	M16x1.5	PPRV8UM22	10.5	27	32	14	38	35	0.119

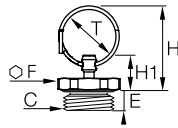
The body can be locked in the desired orientation with the locknut.

Air Brake Adaptors and Accessories

VDPF8UM

Drain Valve, Male Metric Thread

Brass, NBR

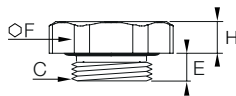


C		E	F	H	H1	ØT	Kg
M22x1.5	VDPF8UM22L13	7.5	27	47.5	24	26	0.037

P8UNBL

Plug, Male Metric Thread

Brass, NBR

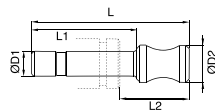


C		E	F	H	Kg
M12x1.5	M12P8UNBL	7.5	17	4.5	0.013
M14x1.5	M14P8UNBL	7.5	17	4.5	0.016
M16x1.5	M16P8UNBL	8	22	5	0.022
M22x1.5	M22P8UNBL13	7.5	27	5	0.038

3126

Blanking Plug

Technical polymer

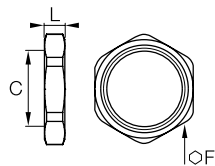


ØD		G	L	L1	Kg
6	3126 06 00	8	33	16,5	0,001
8	3126 08 00	10	35	17,5	0,001
10	3126 10 00	12	42	21	0,002
12	3126 12 00	14	45	22	0,003

WLNB

Bulkhead Locknut

Brass



C		F	L	Kg
M16x1.5	WL8NBM16X1.5	22	5	0.010
M18x1.5	WL8NBM18X1.5	22	5	0.008
M20x1.5	WL8NBM20X1.5	24	5	0.008
M22x1.5	WL8NBM22X1.5	27	6	0.014
M24x1.5	WL8NBM24X1.5	30	7	0.019

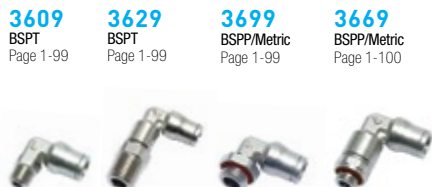
LF 3600 Push-In Fittings Range

Stud Fittings

Straights



Elbows



Tees



Banjo

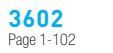


Tube-to-Tube Fittings

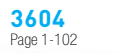
Straight



Elbow



Tee



Bulkhead Connector Fittings

Straights



Elbow



Plug-In Accessories



Accessories



LF 3600 Push-In Fittings

In order to meet your **technical and environment requirements**, Parker Legris designed this range of metal fittings, offering **robustness, reliability** and **resistance to industrial fluids** for the most demanding environments.

Product Advantages

- High Performance**
 - Resistant up to +150°C at 30 bar
 - Excellent mechanical performance
 - Long threads to resist shock and vibration
 - Excellent abrasion and corrosion resistance due to high phosphorus chemical nickel plating
 - Full flow, minimal pressure drop
- Versatility**
 - Materials conform to FDA standards
 - Spring collet gripping system suitable for both metal (grooved) and polymer tubing
 - Excellent resistance to high pressure and vacuum
 - Excellent chemical compatibility
 - More than 250 part numbers
 - One fitting for numerous applications: stock optimisation
 - Manual connection and disconnection
 - Compact and ergonomic
- Reliability**
 - High performance brass for increased lifespan
 - 100% leak-tested in production
 - Date coding to guarantee quality and traceability



Applications

- Food Process
- Coffee Machines
- In-Plant Automotive
- Medical Equipment
- Printing
- Misting
- Welding Robots

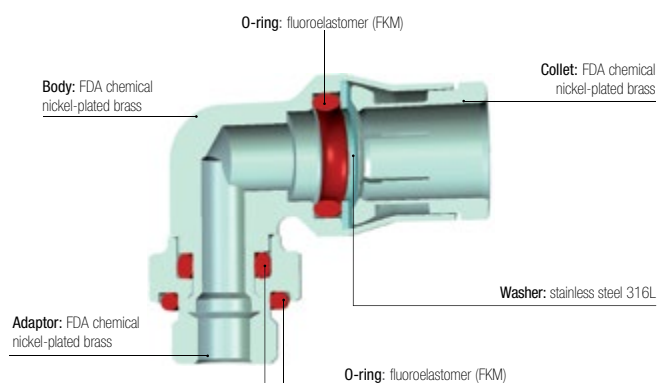
Technical Characteristics

Suitable Fluids	Compressed air, grease, lubricant, water...
Working Pressure	Vacuum to 30 bar (20 bar: 3699, 3609, 3639)
Working Temperature	-25°C to +150°C

Maximum Tightening Torque (daN.m)	Thread							
	M5 x0.8	M6 x1	M8 x1	M10 x1	G1/8	G1/4	G3/8	G1/2
	0.16	0.18	0.6	0.8	0.8	1.2	3	3.5

Reliable performance is dependent upon the type of fluid conveyed, component materials and tubing being used.
Use is guaranteed with a vacuum of 755 mm Hg (99% vacuum).

Component Materials



Silicone-free

Regulations

Industrial
ISO 14743: pneumatic transmissions, push-in fittings for thermoplastic tubing
DI: 97/23/EC (PED)
DI: 2002/95/EC (RoHS), 2011/65/EC
RG: 1907/2006 (REACH)
DI: 94/9/EC (ATEX)
UL94 V-0: please consult us
EN 45545-2: HL3, R22, R24, R25 classification can be attained when used with fireproof tubing

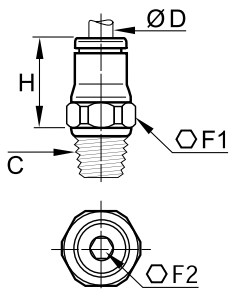
Food
RG: 21CFR (FDA)
RG: 1935/2004/EC (minimum flow 0.02 l/h)
USDA NSF H1: grease
ASTM B733-04: autocatalytic (electroless) nickel-phosphorus coatings

Stud Fittings

3675 Stud Fitting, Male BSPT Thread



FDA chemical nickel-plated brass, FKM

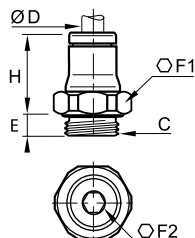


ØD	C		F1	F2	H	kg
4	R1/8	3675 04 10	10	3	15	0.009
	R1/4	3675 04 13	14	3	15	0.017
6	R1/8	3675 06 10	13	4	17	0.011
	R1/4	3675 06 13	14	4	17	0.018
8	R1/8	3675 08 10	15	5	19	0.015
	R1/4	3675 08 13	16	6	18	0.019
10	R3/8	3675 08 17	17	6	18.5	0.027
	R1/4	3675 10 13	18	7	23	0.026
	R3/8	3675 10 17	18	8	22.5	0.031
	R1/2	3675 10 21	22	8	22.5	0.056
12	R1/4	3675 12 13	20	7	25.5	0.033
	R3/8	3675 12 17	20	9	24	0.035
14	R1/2	3675 12 21	22	10	23	0.051
	R3/8	3675 14 17	22	9	27	0.042
	R1/2	3675 14 21	24	11	26	0.057

3601 Stud Fitting, Male BSPP and Metric Thread



FDA chemical nickel-plated brass, FKM

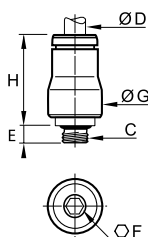


ØD	C		E	F1	F2	H	kg
4	M5x0.8	3601 04 19	3.5	10	2.5	15.5	0.006
	M6x1	3601 04 52	4.5	10	3	16	0.006
	M8x1	3601 04 56	5	11	3	14.5	0.007
	G1/8	3601 04 10	5.5	13	3	14.5	0.009
6	G1/4	3601 04 13	6.5	16	3	14.5	0.015
	M5x0.8	3601 06 19	3.5	13	2.5	19	0.010
	M10x1	3601 06 60	5.5	13	4	17.5	0.011
	G1/8	3601 06 10	5.5	13	4	17.5	0.011
8	G1/4	3601 06 13	6.5	16	4	17	0.015
	G1/8	3601 08 10	5.5	16	5	21	0.014
	G1/4	3601 08 13	6.5	16	6	18	0.016
	G3/8	3601 08 17	7.5	20	6	19	0.028
10	G1/4	3601 10 13	6.5	18	7	25	0.025
	G3/8	3601 10 17	7.5	20	8	22.5	0.028
	G1/2	3601 10 21	9	24	8	22.5	0.043
	G1/4	3601 12 13	6.5	20	7	26.5	0.030
12	G3/8	3601 12 17	7.5	20	9	26	0.034
	G1/2	3601 12 21	9	24	10	23.5	0.042
14	G3/8	3601 14 17	7.5	22	9	28	0.038
	G1/2	3601 14 21	9	24	11	26.5	0.045

3681 Stud Fitting with Internal Hexagon, Male Metric Thread



FDA chemical nickel-plated brass, FKM



ØD	C		E	F	G	H	kg
4	M5x0.8	3681 04 19	3.5	2.5	10	16	0.005

Related Products

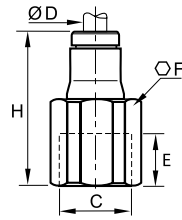
- Polyurethane Tubing
- Polyamide Tubing
- Polyethylene Tubing
- Fluoropolymer Tubing
- Anti-Spark Tubing
- Fireproof PA Tubing
- Brass Flow Control Regulators

Stud Fittings

3614 Stud Fitting, Female BSPP and Metric Thread



FDA chemical nickel-plated brass, FKM

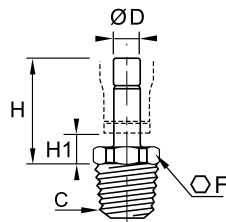


ØD	C		E	F	H	kg
4	M5x0.8	3614 04 19	5	10	22	0.009
	G1/8	3614 04 10	7.5	14	25	0.016
	G1/4	3614 04 13	11	17	29	0.026
6	G1/8	3614 06 10	7.5	14	27.5	0.019
	G1/4	3614 06 13	11	17	31.5	0.028
8	G1/8	3614 08 10	9.5	15	28.5	0.022
	G1/4	3614 08 13	13.5	17	32.5	0.028
10	G3/8	3614 10 17	14	22	38	0.052
12	G3/8	3614 12 17	14	22	39	0.055
	G1/2	3614 12 21	18.5	24	43.5	0.062

3621 Stud Standpipe, Male BSPT Thread



FDA chemical nickel-plated brass

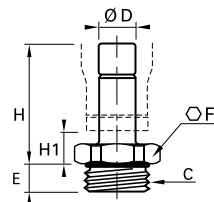


ØD	C		F	H	H1	kg
4	R1/8	3621 04 10	10	21	7	0.006
	R1/4	3621 04 13	14	21	7	0.014
6	R1/8	3621 06 10	10	23.5	6.5	0.008
	R1/4	3621 06 13	14	23.5	6.5	0.016
8	R1/8	3621 08 10	10	24	6.5	0.009
	R1/4	3621 08 13	14	24	6.5	0.017
10	R1/4	3621 10 13	14	22	6.5	0.018
	R3/8	3621 10 17	17	30	7.5	0.022
12	R3/8	3621 12 17	17	31	7.5	0.023
	R1/2	3621 12 21	22	31	7.5	0.041
14	R1/2	3621 14 21	22	33	8	0.042

3631 Stud Standpipe, Male BSPP and Metric Thread



FDA chemical nickel-plated brass, FKM

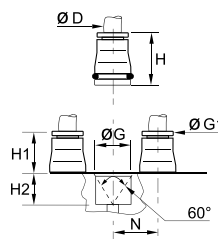


ØD	C		E	F	H	H1	kg
4	M5x0.8	3631 04 19	3.5	13	21.5	7	0.003
	G1/8	3631 04 10	5.5	13	20	7	0.007
	G1/4	3631 04 13	6.5	8	20	7.5	0.011
6	G1/8	3631 06 10	5.5	13	22.5	6.5	0.009
	G1/4	3631 06 13	6.5	16	22.5	6.5	0.012
8	G1/8	3631 08 10	5.5	13	22.5	6.5	0.010
	G1/4	3631 08 13	6.5	16	23	6.5	0.013
	G3/8	3631 08 17	7.5	20	23	7.5	0.018
10	G1/4	3631 10 13	6.5	16	28	6.5	0.015
	G3/8	3631 10 17	7.5	20	28	7.5	0.022
	G1/2	3631 10 21	9	24	28	7.5	0.028
12	G3/8	3631 12 17	7.5	20	29	7.5	0.023
	G1/2	3631 12 21	9	24	29	7.5	0.033
14	G1/2	3631 14 21	9	24	31	8	0.033

3600 One-Piece Cartridge



FDA chemical nickel-plated brass, FKM



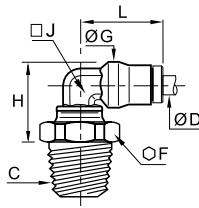
ØD		G	G1	H	H1	H2	N	kg
4	3600 04 00	9.8	8	17	8.5	8.5	11	0.006
6	3600 06 00	12.1	10	19	10.5	8.5	13.5	0.009
8	3600 08 00	14.8	13	21	12.5	8.5	16	0.012
10	3600 10 00	17.5	15	24.5	14	10.5	20	0.019
12	3600 12 00	20	17	25	14.5	10.5	22.5	0.023
14	3600 14 00	22	20	28.5	16.5	12	25	0.031

Stud Fittings

3609 Stud Elbow, Male BSPT Thread



FDA chemical nickel-plated brass, FKM



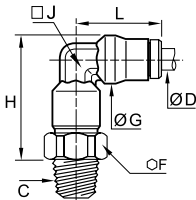
ØD	C		F	G	H	J	L	kg
4	R1/8	3609 04 10	13	10	15	7	18	0.014
	R1/4	3609 04 13	14	10	17	7	18	0.020
6	R1/8	3609 06 10	13	12	17.5	8	21.5	0.018
	R1/4	3609 06 13	14	12	19	8	21.5	0.025
8	R1/8	3609 08 10	13	15	19.5	10	23.5	0.023
	R1/4	3609 08 13	14	15	21	10	23.5	0.029
	R3/8	3609 08 17	17	15	21	10	23.5	0.035
10	R1/4	3609 10 13	15	17.5	23.5	12	29	0.037
	R3/8	3609 10 17	17	17.5	25.5	12	29	0.043
12	R1/4	3609 12 13	15	19.5	26	15	31	0.049
	R3/8	3609 12 17	17	19.5	28.5	15	31	0.055
	R1/2	3609 12 21	21	19.5	28.5	15	31	0.072
14	R3/8	3609 14 17	19	21.5	29	16	34	0.063
	R1/2	3609 14 21	22	21.5	30	16	34	0.072

The body swivels for positioning purposes.

3629 Extended Stud Elbow, Male BSPT Thread



FDA chemical nickel-plated brass, FKM



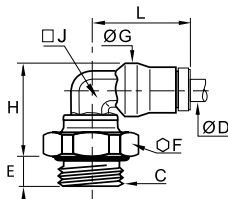
ØD	C		F	G	H	J	L	kg
4	R1/8	3629 04 10	10	10	24.5	7	18	0.025
	R1/8	3629 06 10	13	12	29.5	8	21.5	0.024
6	R1/4	3629 06 13	14	12	30.5	8	21.5	0.031
	R1/8	3629 08 10	14	15	32.5	10	23.5	0.031
8	R1/4	3629 08 13	14	15	34	10	23.5	0.037
	R1/4	3629 10 13	18	17.5	39	12	29	0.054

The body swivels for positioning purposes.

3699 Compact Elbow, Male BSPP and Metric Thread



FDA chemical nickel-plated brass, FKM



ØD	C		E	F	G	H	J	L	kg
4	M5x0.8	3699 04 19	3.5	10	10	18	7	18	0.011
	M6x1	3699 04 52	4.5	10	10	18	7	18	0.011
	M8x1	3699 04 56	5	11	10	18	7	18	0.013
	G1/8	3699 04 10	5.5	13	10	17	7	18	0.014
	G1/4	3699 04 13	6.5	16	10	17.5	7	18	0.019
6	M10x1	3699 06 60	5.5	13	12	19	8	21.5	0.017
	G1/8	3699 06 10	5.5	13	12	19	8	21.5	0.018
	G1/4	3699 06 13	6.5	16	12	19.5	8	21.5	0.022
8	G1/8	3699 08 10	5.5	13	15	20.5	10	23.5	0.021
	G1/4	3699 08 13	6.5	16	15	21.5	10	23.5	0.027
	G3/8	3699 08 17	7.5	20	15	21.5	10	23.5	0.033
10	G1/4	3699 10 13	6.5	16	17.5	27	12	29	0.037
	G3/8	3699 10 17	7.5	20	17.5	25.5	12	29	0.043
12	G1/4	3699 12 13	6.5	16	19.5	29.5	15	31	0.050
	G3/8	3699 12 17	7.5	20	19.5	28.5	15	31	0.057
14	G1/2	3699 12 21	9	24	19.5	28.5	15	31	0.065
	G3/8	3699 14 17	7.5	20	21.5	29	16	34	0.059
	G1/2	3699 14 21	9	24	21.5	29.5	16	34	0.062

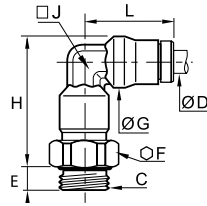
The body swivels for positioning purposes.

Stud Fittings

3669 Extended Stud Elbow, Male BSPP and Metric Thread



FDA chemical nickel-plated brass, FKM



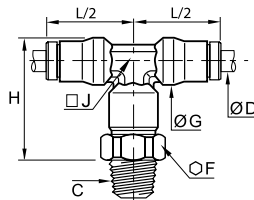
ØD	C		E	F	G	H	J	L	kg
4	M5x0.8	3669 04 19	3.5	10	10	27.5	7	18	0.014
	G1/8	3669 04 10	5.5	13	10	25.5	7	18	0.017
6	G1/8	3669 06 10	5.5	13	12	31	8	21.5	0.024
	G1/4	3669 06 13	6.5	16	12	30.5	8	21.5	0.028
8	G1/8	3669 08 10	5.5	14	15	33.5	10	23.5	0.031
	G1/4	3669 08 13	5.5	16	15	34	10	23.5	0.035
10	G1/4	3669 10 13	6.5	18	17.5	42	12	29	0.052
	G3/8	3669 10 17	7.5	20	17.5	41	12	29	0.056
12	G1/4	3669 12 13	6.5	20	19.5	47	15	31	0.070
	G3/8	3669 12 17	7.5	20	19.5	46	15	31	0.341
14	G1/2	3669 14 21	9	24	21.5	49	16	34	0.094

The body swivels for positioning purposes.

3608 Stud Branch Tee, Male BSPT Thread



FDA chemical nickel-plated brass, FKM



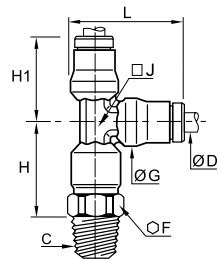
ØD	C		F	G	H	J	L/2	kg
4	R1/8	3608 04 10	10	10	24.5	7	18	0.020
	R1/4	3608 06 13	14	12	30.5	8	21.5	0.038
6	R1/8	3608 06 10	13	12	29.5	8	21.5	0.031
	R1/4	3608 06 13	14	12	30.5	8	21.5	0.038
8	R1/8	3608 08 10	14	15	32.5	10	23.5	0.040
	R1/4	3608 08 13	14	15	34	10	23.5	0.047
10	R1/4	3608 10 13	18	17.5	39	12	29	0.067
	R3/8	3608 10 17	18	17.5	41	12	29	0.070
12	R3/8	3608 12 17	20	19.5	46.5	15	31	0.094
14	R1/2	3608 14 21	22	21.5	50.5	16	34	0.125

The body swivels for positioning purposes.

3603 Stud Run Tee, Male BSPT Thread



FDA chemical nickel-plated brass, FKM



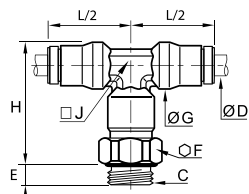
ØD	C		F	G	H	H1	J	L	kg
4	R1/8	3603 04 10	10	10	19.5	18	7	23	0.018
	R1/4	3603 06 13	14	12	24.5	21.5	8	28	0.037
6	R1/8	3603 06 10	13	12	23.5	21.5	8	28	0.031
	R1/4	3603 06 13	14	12	24.5	21.5	8	28	0.037
8	R1/8	3603 08 10	14	15	25	23.5	10	31	0.041
	R1/4	3603 08 13	14	15	26.5	23.5	10	31	0.044
10	R1/4	3603 10 13	18	17.5	30.5	29	12	37.5	0.067
	R3/8	3603 10 17	18	17.5	32.5	29	12	37.5	0.069
12	R3/8	3603 12 17	20	19.5	36.5	31	15	40.5	0.103
14	R1/2	3603 14 21	22	21.5	40	34	16	45	0.147

The body swivels for positioning purposes.

3698 Stud Branch Tee, Male BSPP and Metric Thread



FDA chemical nickel-plated brass, FKM



ØD	C		E	F	G	H	J	L/2	kg
4	M5x0.8	3698 04 19	3.5	10	10	27.5	7	18	0.018
	G1/8	3698 04 10	5.5	13	10	25.5	7	18	0.021
6	G1/8	3698 06 10	5.5	13	12	31	8	21.5	0.031
	G1/4	3698 06 13	6.5	16	12	30.5	8	21.5	0.035
8	G1/8	3698 08 10	5.5	14	15	33.5	10	23.5	0.041
	G1/4	3698 08 13	6.5	16	15	34	10	23.5	0.045
10	G1/4	3698 10 13	6.5	18	17.5	42	12	29	0.066
12	G3/8	3698 12 17	7.5	20	19.5	46	15	31	0.088
14	G1/2	3698 14 21	9	24	21.5	49	16	34	0.111

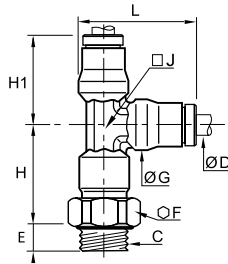
The body swivels for positioning purposes.

Stud Fittings

3693 Stud Run Tee, Male BSPP and Metric Thread



FDA chemical nickel-plated brass, FKM



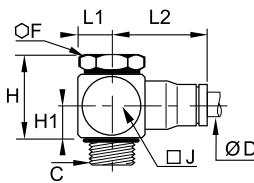
ØD	C		E	F	G	H	H1	J	L	kg
4	M5x0.8	3693 04 19	3.5	10	10	22.5	18	7	23	0.019
	G1/8	3693 04 10	5.5	13	10	20.5	18	7	23	0.021
6	G1/8	3693 06 10	5.5	13	12	25	21.5	8	28	0.031
	G1/4	3693 06 13	6.5	16	12	24.5	21.5	8	28	0.035
8	G1/8	3693 08 10	5.5	14	15	26.5	23.5	10	31	0.041
	G1/4	3693 08 13	6.5	16	15	26.5	23.5	10	31	0.044
10	G1/4	3693 10 13	6.5	18	17.5	33	29	12	37.5	0.066
12	G3/8	3693 12 17	7.5	20	19.5	36.5	31	15	40.5	0.090
14	G1/2	3693 14 21	9	24	21.5	38.5	34	16	45	0.112

The body swivels for positioning purposes.

3618 Single Banjo, Male BSPP and Metric Thread



FKM, FDA chemical nickel-plated brass



ØD	C		F	H	H1	J	L1	L2	kg
4	M5x0.8	3618 04 19	8	14.5	6.5	10	6	18.5	0.011
	G1/8	3618 04 10	14	23	9.5	17	10	20.5	0.029
6	M5x0.8	3618 06 19	8	15	7	10	6	22.5	0.015
	G1/8	3618 06 10	14	23	9.5	17	10	23.5	0.031
8	G1/4	3618 06 13	17	22	9	22	13	25.5	0.049
	G1/8	3618 08 10	14	23	9.5	17	10	26	0.033
10	G1/4	3618 08 13	17	22	9	22	13	27.5	0.051
	G3/8	3618 10 17	22	33	14	22	13	32	0.105

Maximum temperature: +80°C

Each model has been designed to meet specific requirements: compactness due to small overall dimensions, with inter-connectability for customised configurations.

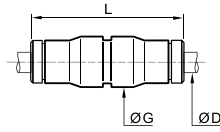


Tube-to-Tube Fittings

3606 Equal Tube-to-Tube Connector



FDA chemical nickel-plated brass, FKM

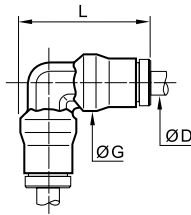


ØD		G	L	kg
4	3606 04 00	10	30.5	0.010
6	3606 06 00	12	36.5	0.016
8	3606 08 00	15	37.5	0.021
10	3606 10 00	17.5	47.5	0.034
12	3606 12 00	19.5	50	0.042
14	3606 14 00	21.5	52.5	0.050

3602 Equal Elbow



FDA chemical nickel-plated brass, FKM

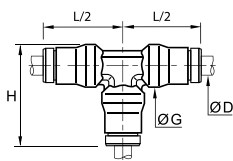


ØD		G	L	kg
4	3602 04 00	10	23	0.010
6	3602 06 00	12	28	0.016
8	3602 08 00	15	31	0.023
10	3602 10 00	17.5	37.5	0.033
12	3602 12 00	19.5	40.5	0.045
14	3602 14 00	21.5	45	0.056

3604 Equal Tee



FDA chemical nickel-plated brass, FKM



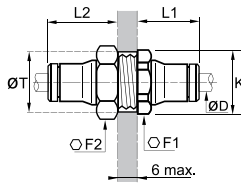
ØD		G	H	L/2	kg
4	3604 04 00	10	23	18	0.014
6	3604 06 00	12	28	21.5	0.023
8	3604 08 00	15	31	23.5	0.032
10	3604 10 00	17.5	37.5	29	0.048
12	3604 12 00	19.5	40.5	31	0.063
14	3604 14 00	21.5	45	34	0.078

Bulkhead Connector Fittings

3616 Equal Bulkhead Connector



FDA chemical nickel-plated brass, FKM

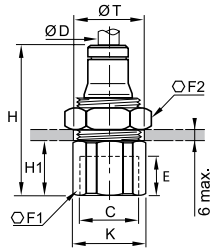


ØD		F1	F2	K	L1	L2	ØT min	kg
4	3616 04 00	13	14	14	14	20	12.5	0.018
6	3616 06 00	16	17	17.5	17	22	15	0.028
8	3616 08 00	18	19	19.5	18.5	23.5	17	0.036
10	3616 10 00	22	27	24	21.5	26.5	21	0.063
12	3616 12 00	24	24	26	23	27	23	0.062
14	3616 14 00	27	27	29.5	25.5	29.5	25	0.079

3636 Bulkhead Connector, Female BSPP Thread



FDA chemical nickel-plated brass, FKM

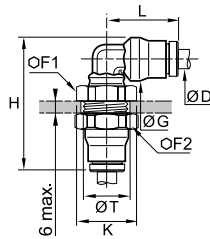


ØD	C		E	F1	F2	H	H1	K	ØT min	kg
4	G1/8	3636 04 10	8.5	14	14	30.5	11	15	13	0.020
6	G1/8	3636 06 10	8.5	17	17	33	11	18.5	15	0.033
	G1/4	3636 06 13	11.5	17	17	37	15	18.5	15	0.033
8	G1/8	3636 08 10	8.5	19	19	34	10.5	21	17	0.044
	G1/4	3636 08 13	11.5	19	19	38	14.5	21	17	0.044
10	G3/8	3636 10 17	12	22	27	42.5	16	24	21	0.073
12	G3/8	3636 12 17	12	24	24	43	16	26	23	0.077
	G1/2	3636 12 21	16	27	24	48.5	21.5	29.5	23	0.133

3639 Equal Bulkhead Elbow



FDA chemical nickel-plated brass, FKM



ØD		F1	F2	G	H	K	L	ØT min	kg
4	3639 04 00	13	14	10	35	14	18	12.5	0.023
6	3639 06 00	16	17	12	40.5	17.5	21.5	15	0.035
8	3639 08 00	18	19	15	44	19.5	23.5	17	0.046
10	3639 10 00	22	27	17.5	51	24	29	21	0.080
12	3639 12 00	24	24	19.5	55	26	31	23	0.086
14	3639 14 00	27	27	21.5	59	29.5	34	25	0.144

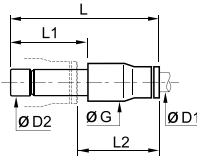
The body swivels for positioning purposes.

Plug-In Accessories

3666 Plug-In Reducer



FDA chemical nickel-plated brass, FKM

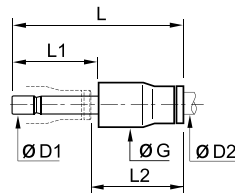


ØD1	ØD2		G	L	L1	L2	kg
4	6	3666 04 06	10	35	19.5	18	0.008
	8	3666 04 08	10	35.5	20	18	0.009
6	8	3666 06 08	12	38	20	20.5	0.012
	10	3666 06 10	12	43.5	25	21	0.015
8	10	3666 08 10	15	44	25	21.5	0.016
	12	3666 08 12	15	44	26	20.5	0.018
10	12	3666 10 12	17.5	50	26	27	0.026
12	14	3666 12 14	19.5	53	28	28.5	0.032

3667 Plug-In Metric/Inch Adaptor



FDA chemical nickel-plated brass, FKM

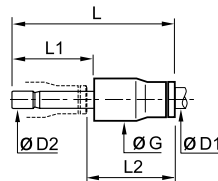


ØD1	ØD2		G	L	L1	L2	kg
6	1/4	3667 06 56	12.5	38.5	19.5	21	0.012
10	3/8	3667 10 60	17	49.5	25	27	0.026
12	1/2	3667 12 62	20	51	26	27.5	0.030

3668 Plug-In Increaser



FDA chemical nickel-plated brass, FKM

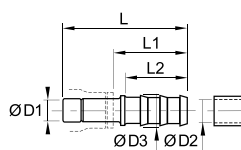


ØD1	ØD2		G	L	L1	L2	kg
6	4	3668 06 04	12	36	17	21.5	0.010

3622 Plug-In Barb Connector



FDA chemical nickel-plated brass

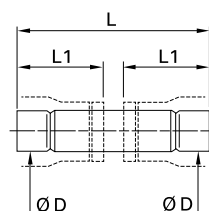


ØD1	ØD2		ØD3	L	L1	L2	kg
4	3.2	3622 04 53	5	40.5	27	22.5	0.003
	5	3622 04 05	7	40.5	27	22.5	0.005
6	5	3622 06 05	7	43	27	22.5	0.006
	6.3	3622 08 56	8.3	42	25	22.5	0.008
8	8	3622 08 08	10	44	27	22.5	0.010
	6.3	3622 10 56	8.3	47.5	25.5	22.5	0.011
10	8	3622 10 08	10	47.5	25.5	22.5	0.011
	8	3622 12 08	10	48.5	25.5	22.5	0.015
12	10	3622 12 10	12	48.5	25.5	22.5	0.014
	12.5	3622 12 62	14.5	57	34	29.5	0.019
14	12.5	3622 14 62	16	57.5	33	29.5	0.022
	14	3622 14 14	16	59.5	35	29.5	0.023

3620 Male Stem Connector



FDA chemical nickel-plated brass



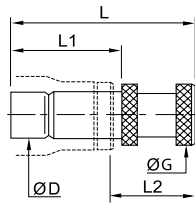
ØD		L	L1	kg
4	3620 04 00	31	14	0.002
6	3620 06 00	36.5	17	0.005
8	3620 08 00	37.5	17.5	0.007
10	3620 10 00	47.5	22.5	0.011
12	3620 12 00	49.5	23.5	0.015
14	3620 14 00	53	25	0.016

Accessories

3626 Blanking Plug



FDA chemical nickel-plated brass



ØD		G	L	L1	L2	kg
4	3626 04 00	6	25.5	17.5	11.5	0.004
6	3626 06 00	8	30.5	19.5	13.5	0.009
8	3626 08 00	10	33	20	16	0.009
10	3626 10 00	12	40	25	18	0.015
12	3626 12 00	14	43	26	20	0.021
14	3626 14 00	16	47	28	22.5	0.029

0605 Fluoropolymer Tape

FKM



kg



[0605 12 12](#)

0.012

Can be used for temperatures from - 250°C to +260°C.

Chemically inert and resistant to gases, acids, solvents, hydrocarbons, oils, alkalines, steam etc.

Non-toxic, waterproof, self-lubricating.

In accordance with CFR21.

Can be used on all materials.

Used to facilitate the preparation of leak-free threaded joints.

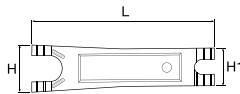
Supplied on a reel, length = 12 m, width = 12.7 mm, thickness 0.08 mm.

3000 70 Dismounting Tool

Treated steel



H H1 L kg



[3000 70 00](#)

25 20 96 0.021

For dismounting LF 3000® tubing/fittings where access is difficult, we recommend the use of this dismounting tool.

3610 Coloured Release Button Covers

Anodised aluminium

ØD



kg



6	3610 06 00	3610 06 04	0.004
8	3610 08 00	3610 08 04	0.007
10	3610 10 00	3610 10 04	0.011
12	3610 12 00	3610 12 04	0.013
14	3610 14 00	3610 14 04	0.016

Red and green colours are available upon request.

Coloured release buttons covers help the identification of circuits and will protect your connections against spark projections.

LF 6100 Push-In Fittings Range

Stud Fittings

Straights

6105

BSPT/Metric Taper
Page 1-109



6101

Metric Parallel
Page 1-109



6114

Metric Parallel
Page 1-109



Elbow

6179

BSPT Metric Taper
Page 1-109



Tube-to-Tube Fittings

Straight

6106

Page 1-110



Tee

6104

Page 110



Accessory

0138

Page 1-110



LF 6100 Push-In Fittings

This fittings range dedicated to **lubrication and vacuum systems**, combines very high performance and manual connection. This technology **secures the connection** and sealing performance, even at high pressure.

Product Advantages

Robust | Designed for mechanically demanding environments
Excellent pressure and temperature resistance
Stamped brass forgings for increased service life

Secure & Reliable | Perfect sealing guaranteed by the three rings
The two sealing O-rings positioned before the gripping ring endure no scratching on the tube in the sealing area
Manual connection for time-saving
No fluid loss
Tube cannot be disconnected without the use of a spanner
Up to 60 bar with rigid polymer or grooved metal tubing
100% leak-tested in production



Construction Equipment
Lubrication
Transportation
Measurement Systems
Industrial Machines
Industrial Vacuum

Applications

Technical Characteristics

Compatible Fluids	Lubricants, compressed air, vacuum, other fluids and compatible gases
Working Pressure	Vacuum to 60 bar
Working Temperature	-40° to +120°C

Max./Min. Tightening Torques (daN.m)	Thread	M6 x1	M8 x1	M8 x1.25	M10 x1	M12 x1	M14 x1.5	R 1/8	R 1/4
	Taper	0.2/0.6	0.2/1.2	0.2/1	0.2/1.2	0.2/2	0.5/1.5	0.2/1.0	0.5/1.5
	Parallel	-	0.6/1	-	0.6/1	1.8/2.2	-	-	-

Reliable performance is dependent upon the type of fluid conveyed, component materials and tubing being used.
Use is guaranteed with a vacuum of 755 mm Hg (99% vacuum).

Component Materials



Silicone-free

Regulations

DI: 97/23/EC (PED)
DI: 2002/95/EC (RoHS),
2011/65/EC

DI: 94/9/EC (ATEX)
RG: 1907/2006 (REACH)

Performance

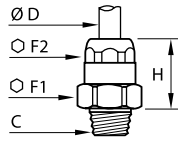
Working Pressure/Temperature According to the Tubing Used

O.D. of Tube	-20°C to +20°C		+20°C to +30°C		+30°C to +50°C		+50°C to +80°C		+80°C to +120°C
	Semi-Rigid PA	Rigid PA	Semi-Rigid PA	Rigid PA	Semi-Rigid PA	Rigid PA	Semi-Rigid PA	Rigid PA	FEP
2x4	40	-	33	-	25.5	-	19	-	-
2.5x4	-	52	-	43	-	32	-	24.5	7
2.7x4	23	-	19	-	15	-	11	-	-
4x6	24	45	20	37	15.5	29	11	21	6
5x8	-	52	-	43	-	33	-	24	-
6x8	17	32	14	27	11	21	8	15	4
6x10	-	57	-	47	-	37	-	27	-
7.5x10	17	-	14	-	11	-	8	-	-
8x10	14	-	12	-	9	-	7	-	3

Stud Fittings

6105 Stud Fitting, Male BSPT and Taper Metric Thread

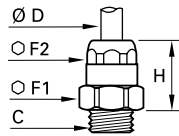
Brass, NBR



ØD	C		F1	F2	H	kg
4	M6x1	6105 04 52	13	11	16.5	0.013
	M8x1	6105 04 56	13	11	14.5	0.012
	M8x1.25	6105 04 57	13	11	14.5	0.012
	M10x1	6105 04 60	13	11	14.5	0.014
	R1/8	6105 04 10	13	11	14.5	0.014
6	R1/4	6105 04 13	14	11	12.5	0.018
	M10x1	6105 06 60	17	14	16.5	0.024
	R1/8	6105 06 10	17	14	17.5	0.026
8	M14x1.5	6105 06 71	17	14	16.5	0.029
	R1/4	6105 06 13	17	14	16.5	0.029
8	M12x1	6105 08 65	19	21	24	0.041
10	M14x1.5	6105 10 71	22	24	26	0.005

6101 Stud Fitting, Male Parallel and Metric Thread

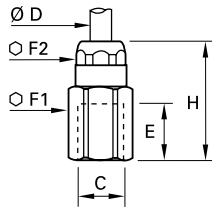
Brass, NBR



ØD	C		F1	F2	H	kg
4	M10x1	6101 04 60	13	11	14	0.014
6	M10x1	6101 06 60	17	14	17.5	0.026
	M12x1	6101 06 65	17	14	16.5	0.025

6114 Stud Fitting, Female Metric Parallel Thread

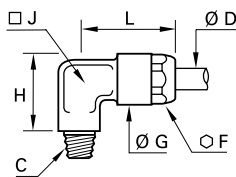
Brass, NBR



ØD	C		E	F1	F2	H	kg
4	M8x1	6114 04 56	8	13	11	25.5	0.021
6	M8x1	6114 06 56	8	17	14	28.5	0.043

6179 Stud Elbow, Male BSPT and Taper Metric Thread

Brass, NBR

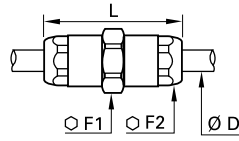


ØD	C		F	G	H	J	L	kg
4	M6x1	6179 04 52	11	12.5	14.5	6	20	0.014
	M8x1	6179 04 56	11	12.5	15	6	20	0.015
	M8x1.25	6179 04 57	11	12.5	15	6	20	0.014
	M10x1	6179 04 60	11	12.5	15.5	6	20	0.016
	R1/8	6179 04 10	11	12.5	15.5	6	20	0.016
6	R1/4	6179 04 13	11	12.5	17	6	20	0.023
	M10x1	6179 06 60	14	16	18	8	25.5	0.029
	M12x1	6179 06 65	14	16	18	8	25.5	0.030
8	R1/8	6179 06 10	14	16	18	8	25.5	0.030
	R1/4	6179 06 13	14	16	19	8	25.5	0.036
8	M12x1	6179 08 65	17	19	21	10	30	0.047

Tube-to-Tube Fittings

6106 Tube-to-Tube Connector

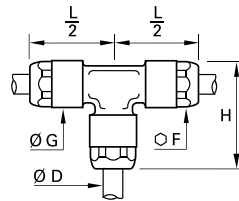
Brass, NBR



ØD		F1	F2	L	kg
4	6106 04 00	13	11	34	0.025
6	6106 06 00	17	14	39	0.044
8	6106 08 00	19	17	46	0.069

6104 Equal Tee

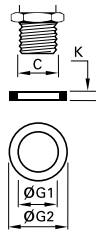
Brass, NBR



ØD		F	G	H	L/2	kg
4	6104 04 00	11	12.5	26.5	20	0.032
6	6104 06 00	14	16	32.5	25.5	0.066
8	6104 08 00	17	19	38	30	0.103

0138 Copper Washer

Copper



C		G1	G2	K	kg
M8	0138 08 00	8.3	11	1	0.001
G1/8	0138 10 00	10.3	13.5	1	0.001
M12	0138 12 00	12.3	15.5	1.3	0.001


DIN 7603
ISO 65061

Related Products

The Parker Legris push-in system for centralised lubrication is designed for use with various polymer tubing found in Chapter 3, "Technical Tubing and Hose":

- Fireproof High Resistance Polyamide Tubing
- Rigid and Semi-Rigid Calibrated Polyamide Tubing
- Fluoropolymer Tubing





LF 3600/LF 6100

Push-In Fittings

LF 3800/LF 3900 Push-In Fittings Range

Stud Fittings

Straights

3805
3905
BSPT
Page 1-115



3805
NPT
Page 1-115



3801
3901
BSPP/Metric
Page 1-115



3821
BSPT
Page 1-116



3821
NPT
Page 1-116



3831
3931
BSPP/Metric
Page 1-116



3800
3900
Page 1-117



Straights - Inch

3805
NPT
Page 1-115



3821
NPT
Page 1-116



Elbows

3809
3909
BSPT
Page 1-117



3809
NPT
Page 1-117



3899
3999
BSPP/Metric
Page 1-117



3889
3989
BSPT
Page 1-118



3889
NPT
Page 1-118



3879
3979
BSPP
Page 1-118



3889
NPT
Page 1-118



Elbow - Inch

Tees

3803
3903
BSPT
Page 1-119



3803
NPT
Page 1-119



3893
3993
BSPP/Metric
Page 1-119



3808
3908
BSPT
Page 1-119



3808
NPT
Page 1-120



3898
3998
BSPP/Metric
Page 1-120



Tube-to-Tube Fittings

Straight

3806
3906
Page 1-121



Straight - Inch

3806
3906
Page 1-121



Elbow

3802
3902
Page 1-121



Elbow - Inch

3802
3902
Page 1-121



Tee

3804
3904
Page 1-121



Tee - Inch

3804
Page 1-122



Bulkhead Connector Fittings

Straight

3816
3916
Page 1-122



Straight - Inch

3816
3916
Page 1-122



Plug-In Fittings and Accessories

3866
3966
Reducer
Page 1-123



3826
Plug
Page 1-123



Accessories

3800 70
Page 1-123



0605
Page 1-123



3000 70
Page 1-123



LF 3800/LF 3900 Push-In Fittings

Parker Legris has developed two ranges of **stainless steel fittings (LF 3800 or LF 3900 in full 316L)** for conveying corrosive fluids in **aggressive environments**. These ranges provide two complementary levels of corrosion resistance and a **hygienic external design**.

Product Advantages

High Resistance to Aggressive Environments

LF 3800: excellent for conveying aggressive fluids
 LF 3900: maximum chemical resistance to internal and external corrosion
 Hygienic external design for reducing retention zones
 Easy cleaning in situ
 Proven gripping technology

Wide Range of Applications

Perfect for permanent contact with foodstuffs
 Compatible with frequent sterilization
 Excellent in saline environments and outdoor applications
 Resistant to industrial cleaning agents and detergents
 Compatible with polymer and grooved stainless steel tubing
 One fitting for many applications: optimised stock management

Reliability & Safety

All-metal product allowing detection of all components
 Full bore, with minimal pressure drop
 Resistant to hammering, mechanical shock and impulse
 Manual connection and disconnection, no tools required
 100% leak-tested in production
 Date coding to guarantee quality and traceability
 IP 55 bulkhead: complete protection against ingress in food and non-food zones



Applications

Food Process
 Paper Industry
 Petrochemical
 Pharmaceutical
 Chemical
 Medical

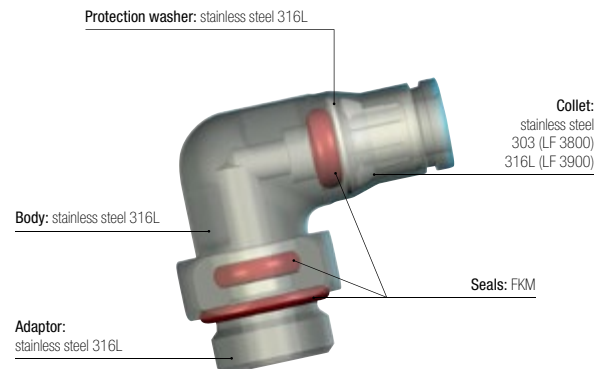
Technical Characteristics

Compatible Fluids	All fluids compatible with the fitting and tubing component materials					
Working Pressure	Vacuum to 30 bar (20 bar: 3879/3979 and 3889/3989)					
Working Temperature	-25° to +150°C					

Adaptor Tightening Torque	Threads	M5x0.8	G1/8	G1/4	G3/8	G1/2
	daN.m	0.16	0.8	1.2	3	3.5
Bulkhead Tightening Torque	Ø (mm)	4	6	8	10	12
	daN.m min. max.	0.5 0.9	0.5 0.9	0.6 1	0.6 1	0.6 1

Reliable performance is dependent upon the type of fluid conveyed, component materials and tubing being used.
 Use is guaranteed with a vacuum of 755 mm Hg (99% vacuum).
 Technical performance tested at -25°C according to the ISO 14743 standard.

Component Materials



Silicone-free

Regulations

ISO 14743 Pneumatic transmissions, push-in fittings for thermoplastic tubing
 EN 45545-2 HL3, R22, R24, R25 classification can be attained when used with fireproof tubing
 DI: 97/23/EC (PED)
 DI: 2002/95/EC (RoHS), 2011/65/EC

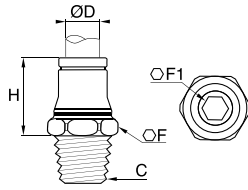
DI: 94/9/EC (ATEX)
 RG : 1907/2006 (REACH)
 UL94 V-0: Seal
 RG: 21CFR (FDA)
 RG: 1935/2004/EC
 USDA NSF H1: Grease

Stud Fittings

3805/3905 Stud Fitting, Male BSPT Thread



Stainless steel 316L, FKM

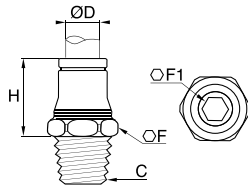


ØD	C			F	F1	H	Kg
4	R1/8	3805 04 10	3905 04 10	10	3	14.5	0.008
	R1/4	3805 04 13	3905 04 13	14	3	14.5	0.016
6	R1/8	3805 06 10	3905 06 10	13	4	18	0.012
	R1/4	3805 06 13	3905 06 13	14	4	16.5	0.018
8	R1/8	3805 08 10	3905 08 10	15	5	19	0.014
	R1/4	3805 08 13	3905 08 13	15	6	18	0.018
10	R3/8	3805 08 17	3905 08 17	17	6	18.5	0.025
	R1/4	3805 10 13	3905 10 13	19	6	24	0.029
	R3/8	3805 10 17	3905 10 17	19	6	22.5	0.030
	R1/4	3805 12 13	3905 12 13	22	7	25	0.034
12	R3/8	3805 12 17	3905 12 17	22	8	24	0.038
	R1/2	3805 12 21	3905 12 21	22	10	23	0.046

3805 Stud Fitting, Male NPT Thread



Stainless steel 316L, FKM



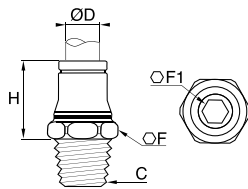
ØD	C		F	F1	H	Kg
4	NPT1/8	3805 04 11	11	3	14.5	0.009
6	NPT1/8	3805 06 11	13	4	18	0.012
	NPT1/4	3805 06 14	14	4	16.5	0.017
8	NPT1/8	3805 08 11	15	5	19	0.015
	NPT1/4	3805 08 14	15	6	18	0.018
10	NPT1/4	3805 10 14	19	6	24	0.028
	NPT3/8	3805 10 18	19	7	22.5	0.031
12	NPT1/4	3805 12 14	22	7	25	0.035
	NPT3/8	3805 12 18	22	8	24	0.039
	NPT1/2	3805 12 22	22	10	23	0.045

3805 Stud Fitting, Male NPT Thread



Inch

Stainless steel 316L, FKM



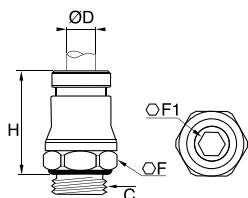
ØD	C		F	F1	H	Kg
3/16	NPT1/8	3805 55 11	10	3	15.5	0.011
	NPT1/4	3805 55 14	14	3	15.5	0.016
1/4	NPT1/8	3805 56 11	13	4	19	0.012
	NPT1/4	3805 56 14	14	4	17.5	0.018
3/8	NPT1/4	3805 60 14	19	6	25	0.029
	NPT3/8	3805 60 18	19	7	24	0.032
1/2	NPT1/4	3805 62 14	22	7	26	0.036
	NPT3/8	3805 62 18	22	8	25	0.041
	NPT1/2	3805 62 22	22	10	25	0.050

5/32" (4 mm) and 5/16" (8 mm) also available

3801/3901 Stud Fitting, Male BSPP and Metric Thread



Stainless steel 316L, FKM



ØD	C			F	F1	H	Kg
4	M5x0.8	3801 04 19	3901 04 19	10	2.5	17	0.005
	G1/8	3801 04 10	3901 04 10	13	3	16.5	0.009
	M5x0.8	3801 06 19	3901 06 19	13	2.5	20.5	0.010
6	G1/8	3801 06 10	3901 06 10	13	4	18	0.010
	G1/4	3801 06 13	3901 06 13	17	4	18	0.015
	G1/8	3801 08 10	3901 08 10	15	5	19	0.013
8	G1/4	3801 08 13	3901 08 13	17	5	20.5	0.017
	G3/8	3801 08 17	3901 08 17	21	6	20	0.027
10	G1/4	3801 10 13	3901 10 13	19	7	25	0.025
	G3/8	3801 10 17	3901 10 17	21	7	25	0.035
12	G1/4	3801 12 13	3901 12 13	21	7	27	0.030
	G3/8	3801 12 17	3901 12 17	21	9	26.5	0.034

Other products are available upon request; please do not hesitate to consult us.

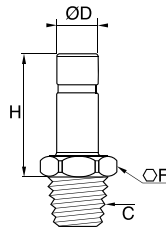
Stud Fittings

3821

Stud Standpipe, Male BSPT Thread



Stainless steel 316L



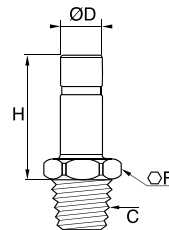
ØD	C		F	H	Kg
4	R1/8	3821 04 10	10	21	0.006
	R1/4	3821 06 10	10	23	0.007
6	R1/8	3821 06 13	14	24	0.015
	R1/4	3821 08 10	11	24	0.008
8	R1/8	3821 08 13	14	25	0.016
	R1/4	3821 10 13	19	30	0.017
10	R3/8	3821 10 17	19	30	0.022
	R1/4	3821 12 13	19	31	0.018
12	R3/8	3821 12 17	19	31	0.022
	R1/2	3821 12 21	22	32	0.040

3821

Stud Standpipe, Male NPT Thread



Stainless steel 316L



ØD	C		F	H	Kg
4	NPT1/8	3821 04 11	10	21	0.006
	NPT1/4	3821 06 14	14	24	0.016
6	NPT1/8	3821 06 11	10	23	0.007
	NPT1/4	3821 06 14	14	24	0.016
8	NPT1/8	3821 08 11	14	24	0.010
	NPT1/4	3821 08 14	14	25	0.016
10	NPT1/4	3821 10 14	14	30	0.017
	NPT3/8	3821 10 18	17	30	0.010
12	NPT1/4	3821 12 14	14	31	0.018
	NPT3/8	3821 12 18	17	31	0.026
	NPT1/2	3821 12 22	22	32	0.050

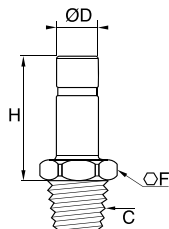
3821

Stud Standpipe, Male NPT Thread



Inch

Stainless steel 316L



ØD	C		F	H	Kg
3/16	NPT1/8	3821 55 11	10	25	0.009
	NPT1/4	3821 56 14	14	27	0.016
1/4	NPT1/8	3821 56 11	10	26	0.009
	NPT1/4	3821 56 14	14	27	0.016
3/8	NPT1/4	3821 60 14	19	32	0.019
	NPT3/8	3821 60 18	19	32	0.029
1/2	NPT1/4	3821 62 14	19	36	0.033
	NPT3/8	3821 62 18	19	37	0.025
	NPT1/2	3821 62 22	22	37	0.042

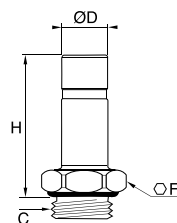
5/32"(4 mm) and 5/16"(8 mm) also available

3831/3931

Stud Standpipe, Male BSPP and Metric Thread



Stainless steel 316L, FKM



ØD	C		F	H	K	Kg
4	M5x0.8	3831 04 19	10	23.5	8	0.004
	G1/8	3831 04 10	13	22	14	0.008
	G1/4	3831 04 13	17	22	18.5	0.016
6	G1/8	3831 06 10	13	24	14	0.009
	G1/4	3831 06 13	17	24	18.5	0.015
	G1/8	3831 08 10	13	25	14	0.010
8	G1/4	3831 08 13	17	27	18.5	0.019
	G3/8	3831 08 17	21	27	23	0.024
	G1/4	3831 10 13	17	32	18.5	0.020
10	G3/8	3831 10 17	21	27	23	0.025
	G1/4	3831 12 13	17	33	18.5	0.021
	G3/8	3831 12 17	21	33	23	0.028
	G1/2	3831 12 21	24	36	26	0.043

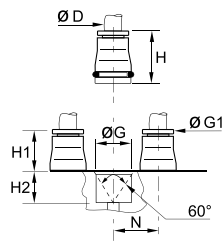
LF 3800 : 316L stainless steel (body) with 303 stainless steel collet, FKM seals
 LF 3900 : full 316L, FKM seals

Stud Fittings

3800/3900 One-Piece Cartridge



Stainless steel 316L, FKM



ØD			G	G1	H	H1	H2	N	Kg
4	3800 04 00	3900 04 00	9.8	8	17	8.5	8.5	11	0.006
6	3800 06 00	3900 06 00	12.1	10	19	10.5	8.5	13.5	0.008
8	3800 08 00	3900 08 00	14.8	13	21	12.5	8.5	16	0.012
10	3800 10 00	3900 10 00	17.5	15	24.5	14	10.5	20	0.019
12	3800 12 00	3900 12 00	20	17	25	14.5	10.5	22.5	0.022

3800: collet in stainless steel 303

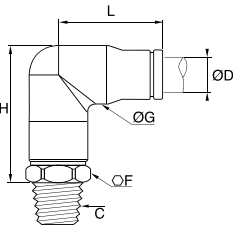
3900: collet in stainless steel 316L

Cavity dimensions are available in chapter 2.

3809/3909 Stud Elbow, Male BSPT Thread



Stainless steel 316L, FKM



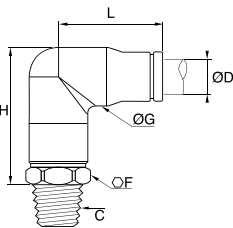
ØD	C			F	G	H	L	Kg
4	R1/8	3809 04 10	3909 04 10	10	10	23.5	16.5	0.020
	R1/8	3809 06 10	3909 06 10	13	12	27.5	20	0.031
6	R1/4	3809 06 13	3909 06 13	14	12	27.5	25	0.036
	R1/8	3809 08 10	3909 08 10	14	15	32	25	0.040
8	R1/4	3809 08 13	3909 08 13	14	14.5	34	25	0.045
	R1/4	3809 10 13	3909 10 13	19	17.5	37.5	27.5	0.069
10	R3/8	3809 10 17	3909 10 17	19	17.5	37.5	27.5	0.070

The body swivels for positioning purposes.

3809 Stud Elbow, Male NPT Thread



Stainless steel 316L, FKM



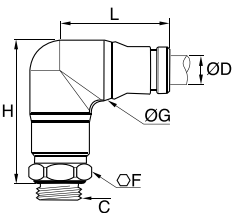
ØD	C			F	G	H	L	Kg
4	NPT1/8	3809 04 11		11	10	25.5	18.5	0.021
	NPT1/8	3809 06 11		13	12.5	29	22.5	0.031
6	NPT1/4	3809 06 14		14	12.5	29	22.5	0.036
	NPT1/8	3809 08 11		14	15	34	24	0.040
8	NPT1/4	3809 08 14		14	15	34	24	0.045
	NPT1/4	3809 10 14		19	17.5	39.5	30	0.068
10	NPT3/8	3809 10 18		19	17.5	39.5	30	0.071

The body swivels for positioning purposes.

3899/3999 Stud Elbow, Male BSPP and Metric Thread



Stainless steel 316L, FKM

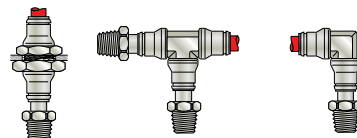


ØD	C			F	G	H	L	Kg
4	M5x0.8	3899 04 19	3999 04 19	10	10	26	18	0.020
	G1/8	3899 04 10	3999 04 10	13	10	27	19	0.022
	G1/4	3899 04 13	3999 04 13	17	10	27	19	0.018
6	M5x0.8	3899 06 19	3999 06 19	13	12	33	24	0.031
	G1/8	3899 06 10	3999 06 10	6	12	33	24	0.031
	G1/4	3899 06 13	3999 06 13	17	12	32	24	0.036
8	G1/8	3899 08 10	3999 08 10	14	15	35	25	0.039
	G1/4	3899 08 13	3999 08 13	17	15	35	25	0.044
	G3/8	3899 08 17	3999 08 17	21	15	34.5	25	0.049
10	G1/4	3899 10 13	3999 10 13	19	17	43	31	0.067
	G3/8	3899 10 17	3999 10 17	21	17	42	31	0.072

The body swivels for positioning purposes.

Stud standpipe 3821, 3921, 3831, 3931 can be used as illustrated, allowing:

- stock optimisation
- installation of tees and elbows where required



National Sales Enquiries

1300 879 613

E: sales@pneutech.com.au

legris 1-117

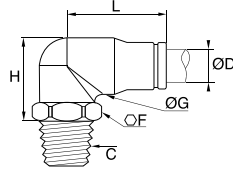
Stud Fittings

3889/3989

Compact Stud Elbow, Male BSPT Thread



Stainless steel 316L, FKM



ØD	C			F	G	H	L	Kg
4	R1/8	3889 04 10	3989 04 10	13	10	18	17	0.019
	R1/4	3889 04 13	3989 04 13	17	10	19.5	16.5	0.018
6	R1/8	3889 06 10	3989 06 10	13	12	21.5	20.5	0.026
	R1/4	3889 06 13	3989 06 13	14	12	21.5	20.5	0.032
8	R1/8	3889 08 10	3989 08 10	14	15	24	22	0.035
	R1/4	3889 08 13	3989 08 13	14	15	24	22	0.035
10	R1/4	3889 10 13	3989 10 13	17	17.5	28.5	27.5	0.057
	R3/8	3889 10 17	3989 10 17	19	17.5	28.5	27.5	0.067
12	R1/4	3889 12 13	3989 12 13	22	20	33.5	30	0.088
	R3/8	3889 12 17	3989 12 17	22	20	33.5	30	0.090
	R1/2	3889 12 21	3989 12 21	22	20	33.5	33	0.097

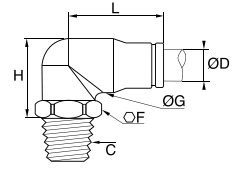
The body swivels for positioning purposes.
Max. 20 bar

3889

Compact Male Stud Elbow, Male NPT Thread



Stainless steel 316L, FKM



ØD	C		F	G	H	L	Kg
4	NPT1/8	3889 04 11	13	10	17.5	19	0.020
6	NPT1/8	3889 06 11	13	12.5	20	22.5	0.026
	NPT1/4	3889 06 14	14	12.5	20	22.5	0.034
8	NPT1/8	3889 08 11	13	15	25	24	0.035
	NPT1/4	3889 08 14	14	15	24	24	0.036
10	NPT1/4	3889 10 14	17	17.5	27.5	27.5	0.059
	NPT3/8	3889 10 18	19	17.5	28.5	26.5	0.067
12	NPT1/4	3889 12 14	22	20	31.5	32.5	0.086
	NPT3/8	3889 12 18	22	20	32.5	32.5	0.089
	NPT1/2	3889 12 22	22	20	27.5	32.5	0.098

The body swivels for positioning purposes.
Max. 20 bar

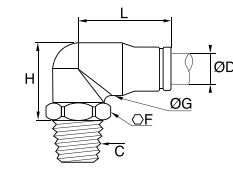
3889

Compact Stud Elbow, Male NPT Thread



Inch

Stainless steel 316L, FKM



ØD	C		F	G	H	L	Kg
3/16	NPT1/8	3889 55 11	10	10	21	20	0.020
	NPT1/4	3889 55 14	14	10	21	20	0.025
1/4	NPT1/8	3889 56 11	13	12	22	23	0.025
	NPT1/4	3889 56 14	14	12	22	23	0.033
3/8	NPT1/4	3889 60 14	17	17.5	28	30.5	0.059
	NPT3/8	3889 60 18	19	17.5	28	30.5	0.067
1/2	NPT1/4	3889 62 14	22	20	34	33	0.089
	NPT3/8	3889 62 18	22	20	34	33	0.089
	NPT1/2	3889 62 22	22	20	27	33	0.091

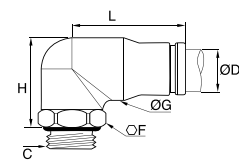
The body swivels for positioning purposes.
5/32" (4 mm) and 5/16" (8 mm) also available.
Max. 20 bar

3879/3979

Compact Stud Elbow, Male BSPP Thread



FKM, stainless steel 316L



ØD	C			F	G	H	L	Kg
4	G1/8	3879 04 10	3979 04 10	10	11	22	19	0.021
	G1/4	3879 04 13	3979 04 13	17	11	20	19	0.027
6	G1/8	3879 06 10	3979 06 10	13	12	24	24	0.029
	G1/4	3879 06 13	3979 06 13	17	12	22	24	0.034
8	G1/8	3879 08 10	3979 08 10	13	15	25	25	0.035
	G1/4	3879 08 13	3979 08 13	17	15	25	25	0.039
	G3/8	3879 08 17	3979 08 17	21	15	23	25	0.047
10	G1/4	3879 10 13	3979 10 13	18	17	43	31	0.058
	G3/8	3879 10 17	3979 10 17	21	17	40	31	0.066
12	G1/4	3879 12 13	3979 12 13	17	20	33	33	0.077
	G3/8	3879 12 17	3979 12 17	21	20	33	33	0.082
	G1/2	3879 12 21	3979 12 21	24	20	30	33	0.097

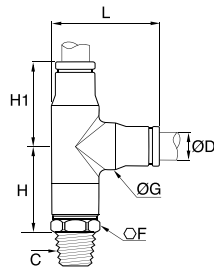
The body swivels for positioning purposes.
Max. 20 bar

Stud Fittings

3803/3903 Stud Run Tee, Male BSPT Thread



Stainless steel 316L, FKM



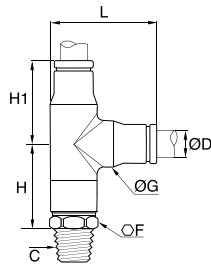
ØD	C			F	G	H	H1	L	Kg
4	R1/8	3803 04 10	3903 04 10	10	10	19	17	22	0.020
	R1/8	3803 06 10	3903 06 10	13	12	22	20	26.5	0.038
6	R1/4	3803 06 13	3903 06 13	14	15	22	20	27	0.035
	R1/8	3803 08 10	3903 08 10	14	15	24	23	31	0.049
8	R1/4	3803 08 13	3903 08 13	14	15	24	23	31	0.055
	R1/4	3803 10 13	3903 10 13	19	17.5	30	29	38	0.070
10	R3/8	3803 10 17	3903 10 17	19	17.5	30	29	38	0.083

The body swivels for positioning purposes.

3803 Stud Run Tee, Male NPT Thread



Stainless steel 316L, FKM



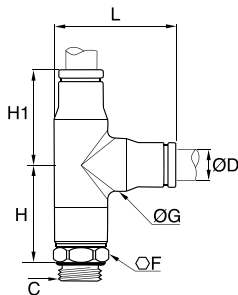
ØD	C			F	G	H	H1	L	Kg
4	NPT1/8	3803 04 11		11	10	21	19	25	0.021
	NPT1/8	3803 06 11		13	12	24	21	27	0.038
6	NPT1/4	3803 06 14		14	12	24	21	27.5	0.037
	NPT1/8	3803 08 11		14	15	26.5	24	30.5	0.050
8	NPT1/4	3803 08 14		14	15	26.5	24	30.5	0.048
	NPT1/4	3803 10 14		19	17.5	31	29.5	37.5	0.082

The body swivels for positioning purposes.

3893/3993 Stud Run Tee, Male BSPP and Metric Thread



Stainless steel 316L, FKM



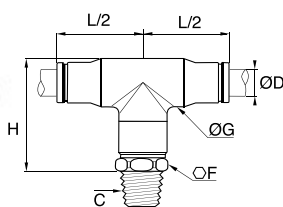
ØD	C			F	G	H	H1	L	Kg
4	M5x0.8	3893 04 19	3993 04 19	10	11	21.5	19	24.5	0.023
	G1/8	3893 04 10	3993 04 10	13	11	21.5	19	24.5	0.026
	G1/4	3893 04 13	3993 04 13	17	11	22	19	28	0.033
6	G1/8	3893 06 10	3993 06 10	13	12	26.5	24	30	0.038
	G1/4	3893 06 13	3993 06 13	17	12	26	24	32	0.043
8	G1/8	3893 08 10	3993 08 10	14	15	27.5	25	32	0.049
	G1/8	3893 08 13	3993 08 13	17	15	28	25	33.5	0.053
10	G3/8	3893 08 17	3993 08 17	21	15	27	25	35.5	0.094
	G1/4	3893 10 13	3993 10 13	19	17	34	31	39	0.081
	G3/8	3893 10 17	3993 10 17	21	17	35.5	31	39.5	0.082

The body swivels for positioning purposes.

3808/3908 Stud Branch Tee, Male BSPT Thread



Stainless steel 316L, FKM



ØD	C			F	G	H	L/2	Kg
4	R1/8	3808 04 10	3908 04 10	10	10	23.5	19	0.020
	R1/8	3808 06 10	3908 06 10	13	12	27.5	24	0.038
6	R1/4	3808 06 13	3908 06 13	14	12	27.5	24	0.044
	R1/8	3808 08 10	3908 08 10	14	15	32	25	0.049
8	R1/4	3808 08 13	3908 08 13	14	15	32	25	0.055
	R3/8	3808 08 17	3908 08 17	19	15	33	25	0.068
10	R1/4	3808 10 13	3908 10 13	19	17.5	37.5	31	0.082
	R3/8	3808 10 17	3908 10 17	19	17.5	37.5	31	0.083

The body swivels for positioning purposes.

These models enable compact connection for elbow outlets, thus allowing space saving.

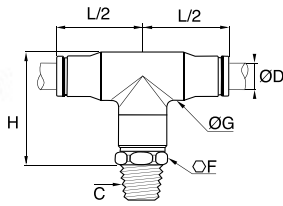
Stud Fittings

3808

Stud Branch Tee, Male BSPT Thread



Stainless steel 316L, FKM



ØD	C		F	G	H	L/2	Kg
4	NPT1/8	3808 04 11	11	10	22	19	0.026
6	NPT1/8	3808 06 11	13	12.5	30	24	0.031
	NPT1/4	3808 06 14	14	12.5	30	24	0.044
8	NPT1/8	3808 08 11	14	15	34	25	0.042
	NPT1/4	3808 08 14	14	15	34	25	0.054
10	NPT1/4	3808 10 14	19	17.5	40	31	0.082
	NPT3/8	3808 10 18	19	17.5	40	31	0.084

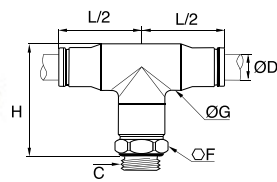
The body swivels for positioning purposes.

3898/3998

Stud Branch Tee, Male BSPP and Metric Thread



Stainless steel 316L, FKM



ØD	C			F	G	H	L/2	Kg
4	M5x0.8	3898 04 19	3998 04 19	10	11	27	19	0.024
	G1/8	3898 04 10	3998 04 10	13	11	27	19	0.026
	G1/4	3898 04 13	3998 04 13	17	11	27	19	0.032
6	M5x0.8	3898 06 19	3998 06 19	13	12	33.5	24	0.038
	G1/8	3898 06 10	3998 06 10	13	12	33	24	0.038
	G1/4	3898 06 13	3998 06 13	17	12	32	24	0.043
8	G1/8	3898 08 10	3998 08 10	14	15	35	25	0.051
	G1/4	3898 08 13	3998 08 13	17	15	35	25	0.053
	G3/8	3898 08 17	3998 08 17	21	15	34.5	25	0.058
10	G1/4	3898 10 13	3998 10 13	19	17	43	31	0.082
	G3/8	3898 10 17	3998 10 17	21	17	41	31	0.087

The body swivels for positioning purposes.

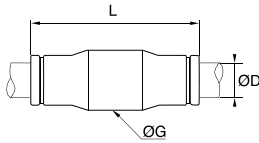
LF 3800 : 316L stainless steel (body) with 303 stainless steel collet, FKM seals
 LF 3900 : full 316L, FKM seals

Tube-to-Tube Fittings

3806/3906 Equal Straight Connector



Stainless steel 316L, FKM

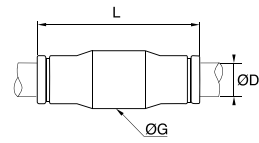


ØD			G	L	Kg
4	3806 04 00	3906 04 00	10	29	0.009
6	3806 06 00	3906 06 00	12	34	0.015
8	3806 08 00	3906 08 00	15	36	0.019
10	3806 10 00	3906 10 00	17.5	45	0.033
12	3806 12 00	3906 12 00	20	46.5	0.040

3806/3906 Equal Straight Connector



Stainless steel 316L, FKM



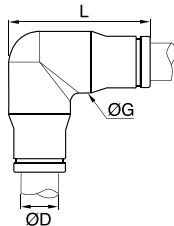
ØD			G	L	Kg
3/16	3806 55 00	3906 55 00	11	31	0.010
1/4	3806 56 00	3906 56 00	12	36	0.015
3/8	3806 60 00	3906 60 00	17	47	0.030
1/2	3806 62 00	3906 62 00	20	48	0.039

5/32" (4 mm) and 5/16" (8 mm) also available

3802/3902 Equal Stud Elbow



Stainless steel 316L, FKM

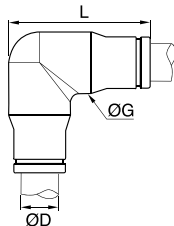


ØD			G	L	Kg
4	3802 04 00	3902 04 00	10	21.5	0.015
6	3802 06 00	3902 06 00	12	26.5	0.024
8	3802 08 00	3902 08 00	15	29.5	0.031
10	3802 10 00	3902 10 00	17.5	36.5	0.050
12	3802 12 00	3902 12 00	20	40	0.072

3802/3902 Equal Stud Elbow,



Stainless steel 316L, FKM



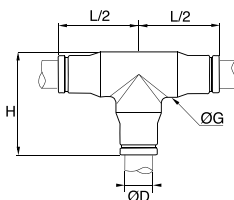
ØD			G	L	Kg
3/16	3802 55 00	3902 55 00	11	25	0.011
1/4	3802 56 00	3902 56 00	12	29	0.024
3/8	3802 60 00	3902 60 00	17	38	0.047
1/2	3802 62 00	3902 62 00	20	43	0.071

5/32" (4 mm) and 5/16" (8 mm) also available

3804/3904 Equal Tee



Stainless steel 316L, FKM



ØD			G	H	L/2	Kg
4	3804 04 00	3904 04 00	10	22	19	0.020
6	3804 06 00	3904 06 00	12	26	24	0.031
8	3804 08 00	3904 08 00	15	29.5	25	0.040
10	3804 10 00	3904 10 00	17.5	36.5	31	0.064
12	3804 12 00	3904 12 00	20	40	33	0.088

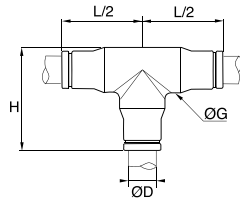
Bulkhead Connector Fittings

3804/3904

Equal Tee



Stainless steel 316L, FKM



ØD			G	H	L/2	Kg
3/16	3804 55 00	3904 55 00	11	25	20	0.017
1/4	3804 56 00	3904 56 00	12	30	23	0.031
3/8	3804 60 00	3904 60 00	17	38	29	0.059
1/2	3804 62 00	3904 62 00	20	43	33	0.089

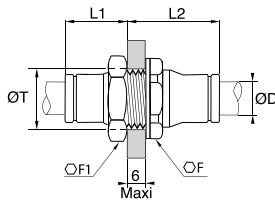
5/32" (4 mm) and 5/16" (8 mm) also available

3816/3916

Equal Bulkhead Connector



Stainless steel 316L, FKM



ØD			F	F1	L1	L2	ØT	Kg
4	3816 04 00	3916 04 00	13	14	13.5	19.5	13	0.017
6	3816 06 00	3916 06 00	17	17	16.5	21.5	14	0.027
8	3816 08 00	3916 08 00	19	19	18	24	16	0.034
10	3816 10 00	3916 10 00	22	22	21.5	27.5	21	0.049
12	3816 12 00	3916 12 00	24	24	24	29	23	0.059

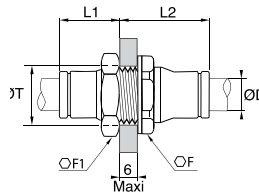
IP55 sealing

3816/3916

Equal Bulkhead Connector



Stainless steel 316L, FKM



ØD			F	F1	L1	L2	ØT	Kg
3/16	3816 55 00	3916 55 00	17	13	15	18	12.5	0.017
1/4	3816 56 00	3916 56 00	19	17	19	21	15	0.026
3/8	3816 60 00	3916 60 00	22	22	22	27	21	0.052
1/2	3816 62 00	3916 62 00	27	27	25	28	25	0.076

IP55 sealing

5/32" (4 mm) and 5/16" (8 mm) also available

LF 3800/LF 3900 push-in fittings allow connection with several types of Parker Legris tubing shown in Chapter 3 of this catalogue, "Technical Tubing and Hose":

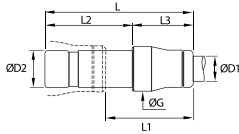
- PFA tubing
- Fluoropolymer tubing
- Polyethylene tubing
- Semi-rigid polyamide and flexible Crystal polyurethane tubing

Plug-In Fittings and Accessories

3866/3966 Push-In Reducer



Stainless steel 316L, FKM

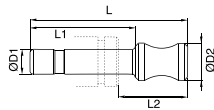


ØD1	ØD2			G	L	L1	L2	L3	Kg
4	6	3866 04 06	3966 04 06	10	35	19	19	16	0.009
	8	3866 04 08	3966 04 08	10	34	17	20	14	0.011
6	8	3866 06 08	3966 06 08	12	42	24	23	19	0.015
	10	3866 06 10	3966 06 10	12	41	19	25	16	0.019
8	10	3866 08 10	3966 08 10	15	45	22.5	25	20	0.020
	12	3866 08 12	3966 08 12	15	43	20	26	17	0.025
10	12	3866 10 12	3966 10 12	17	50	23	26	24	0.029

3826 Blanking Plug



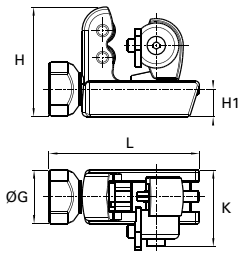
Stainless steel 316L



ØD1	ØD2		L	L1	L2	Kg
4	6	3826 04 00	25	17	11	0.003
6	8	3826 06 00	30.4	19.5	13.5	0.007
8	10	3826 08 00	33	20	14	0.014
10	12	3826 10 00	40	25	17	0.025
12	14	3826 12 00	43	26	19	0.038

3800 Pre-Grooving Tool for Metallic Tubing

Treated steel



	G	H	H1	K	L	Kg
3800 70 00	25	51	13	36	70	0.326

This tool correctly pre-grooves 4-12 mm O.D. and 3/16"-1/2" O.D. stainless steel tubing, to ensure that the LF 3800/LF 3900 collet grips the tube securely.

0605 Fluoropolymer Tape

FKM

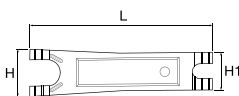


	Kg
0605 12 12	0.012

Can be used for temperatures from - 250°C to +260°C.
Chemically inert and resistant to gases, acids, solvents, hydrocarbons, oils, alkalines, steam etc.
Non-toxic, waterproof, self-lubricating.
In accordance with CFR21.
Can be used on all materials.
Used to facilitate the preparation of leak-free threaded joints.
Supplied on a reel, length = 12 m, width = 12.7 mm, thickness 0.08 mm.

3000 70 Dismounting Tool

Treated steel



	H	H1	L	Kg
3000 70 00	25	20	96	0.021

For dismantling LF 3000® tubing/fittings where access is difficult, we recommend the use of this dismounting tool.

Cartridges and Customised Products





Cartridges

Polymer Cartridges

Compressed Air

3100
Carstick®
Page 2-8



3086
Quick Fitting
Page 2-8



3089
Quick Fitting
Page 2-8



3082
Quick Fitting
Page 2-8



3081
Quick Fitting
Page 2-9



3088
Quick Fitting
Page 2-9



3100 - Inch
Carstick®
Page 2-8



Fluids and Gases

6300
Carstick® LIQUIfit®
Page 2-10



6300 - Inch
Carstick® LIQUIfit®
Page 2-10



Metal Cartridges

Fluids and Gases

3600
Page 2-13



3800
3900
Page 2-13



FTL
Page 2-13



TLT
Disconnection
Tool
Page 2-13



Polymer Cartridges: LF 3000® and LIQUIfit® Carstick®, Quick Fitting

Parker Legris has developed the range of patented **Carstick®** cartridges guaranteeing **the integrity of the sealing system** before and after assembly in non-threaded cavities. The **compact design** of the one-piece Carstick® cartridge enables **automation** of your manufacturing process and improves the **reliability** of your system.

Product Advantages

- Time-Saving**
 - No thread to be machined for inserting the fitting into its cavity
 - Seal pre-assembled, greased and protected
 - Self-centring of the cartridge in the cavity
 - Product protected against contamination, from manufacture to installation
 - Possible to have several tube diameters in the same cavity (Quick Fitting)
- Proven Technology**
 - Technical performances of the LF 3000®
 - Push-in connection
 - Full flow
 - Optimum flow at pressure and vacuum
 - LIQUIfit® Carstick® compatible with drinking water and food fluids
- Automated Installation**
 - Ensures that the product will be correctly assembled
 - Connection fully integrated in the cavity
 - Carstick® packaging designed for an automatic assembly process



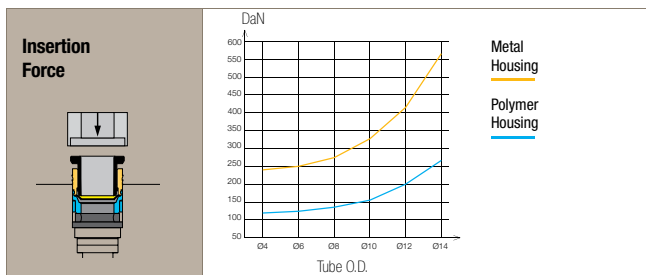
Applications

- Robotics
- Automotive Process
- Pneumatics
- Semi-Conductors
- Water & Beverage
- Packaging
- Vacuum

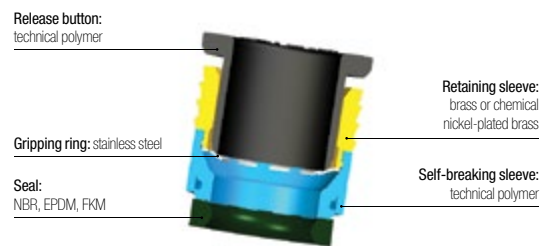
Technical Characteristics

	LF 3000® Carstick® and Quick Fitting	LIQUIfit® Carstick®
Compatible Fluids	Compressed air	Food fluids, inert gases
Working Pressure	Vacuum to 20 bar	Vacuum to 16 bar*
Working Temperature	-20°C to +80°C	-10°C to +95°C*

Reliable performance is dependent upon the type of fluid conveyed, component materials and tubing being used. Guaranteed for use with a vacuum of 755 mm Hg (99% vacuum). *The pressure / temperature information is shown in Chapter 1, in the "LIQUIfit®" section.



Component Materials



Silicone-free

Regulations

LF 3000® Carstick® and Quick Fitting

ISO 14743: Pneumatic fluid power, push-in fittings for thermoplastic tubes
 DI: 2002/95/CE (RoHS), 2011/65/CE
 DI: 97/23/CE (PED)

LIQUIfit® Carstick®

RG: 1935/2004/CE
 FDA: 21 CFR 177.1550
 NSF 51 to 95°C
 ACS
 DM 174 (Italy)

DI: 2002/95/CE (RoHS), 2011/65/CE

DI: 97/23/CE (PED)

WRAS

NSF/ANSI 61 - C HOT

KTW: cartridges on request

Assembly Options

Cartridge solutions quickly pay for themselves when they enable production to be rationalised:

Threaded Fittings

For small quantities or non-standard assembly operations:
The threaded solution remains the most advantageous.



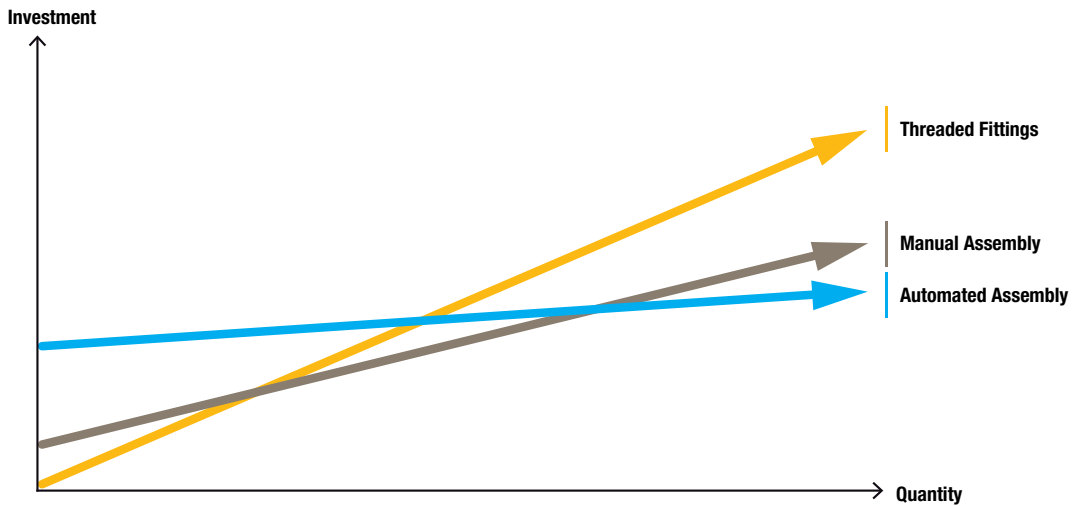
Carstick®: Manual Assembly

For medium quantities:
Assembly by manually-operated press offers the most economic solution.



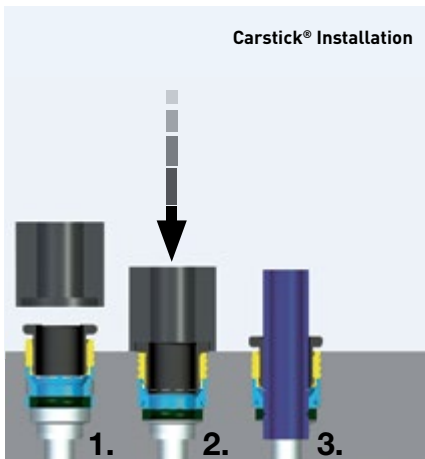
Carstick®: Automated Assembly

For repetitive operations and large quantities:
Investment in an automated manufacturing solution is quickly recovered, providing significant long-term savings.



Installation

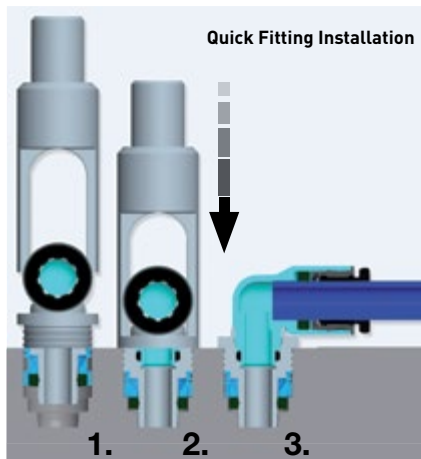
Carstick® Installation



Assembly tool:
For details on the assembly tool, please contact us.



Quick Fitting Installation



Assembly tool:
For details on the assembly tool, please contact us.



1. Self-centering of the cartridge in the cavity.
2. The seal protection is broken.
The seal slides into the cavity.
The cartridge is in place.

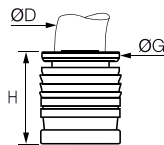


3. Tube connection.

Polymer Cartridges for Compressed Air

3100 Carstick® Cartridge

Brass, NBR



ØD		G	G1	H	L	kg
4	3100 04 00	8	11	10	554	0.001
6	3100 06 00	10	14.5	11.5	629	0.002
8	3100 08 00	13	15	15	794	0.002
10	3100 10 00	15.5	19.5	17	930	0.005
12	3100 12 00	19.5	21	19.5	1038	0.010
14	3100 14 00	21	24.5	22.5	1110	0.013

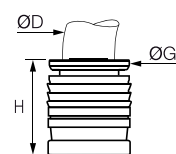
50 cartridges per Carstick®.

For cartridge Ø14, please consult us for the cavity dimensions.



3100 Carstick® Cartridge

Nickel-plated brass, NBR



ØD		G	G1	H	L	kg
1/8	3100 53 00 99	7	10	9	508	0.002
1/4	3100 56 00 99	10.5	14.5	12	600	0.003
3/8	3100 60 00 99	15.5	19	16.5	930	0.006

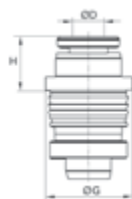
50 cartridges per Carstick®.

5/32" (4 mm) and 5/16" (8 mm) also available.



3086 Quick Fitting Reducer

Nickel-plated brass, NBR

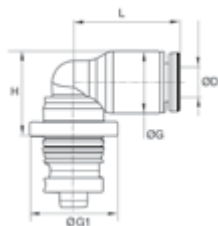


ØD		Cavity	G	H	kg
4	3086 04 06	6	12.5	7	0.005
6	3086 06 08	8	14	7.5	0.008

Available on request

3089 Quick Fitting Elbow

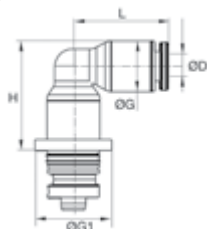
Technical polymer, nickel-plated brass, NBR



ØD		Cavity	G	G1	H	L	kg
4	3089 04 04	4	9	12.5	11.5	15	0.004
	3089 04 06	6	9	12.5	11.5	15	0.005
	3089 06 04	4	11	12.5	14	17	0.004
6	3089 06 06	6	11	12.5	12.5	17	0.006
	3089 06 08	8	11	14.5	13	17	0.010
8	3089 08 08	8	13.5	14.5	16	23	0.011
	3089 08 10	10	13.5	19	16	23	0.021
10	3089 10 10	10	16	19	19	26.5	0.017
	3089 10 12	12	16	20	19	26.5	0.028
12	3089 12 12	12	19	20	22	31	0.030

3082 Quick Fitting Extended Elbow

Technical polymer, nickel-plated brass, NBR



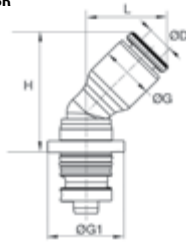
ØD		Cavity	G	G1	H	L	kg
4	3082 04 04	4	9	12.5	16	15	0.006
	3082 04 06	6	9	12.5	15	15	0.009
6	3082 06 06	6	9	12.5	23	19	0.010
	3082 06 08	8	10.5	14	29	18.5	0.014
8	3082 08 08	8	13.5	17	29.5	22.5	0.021
	3082 08 10	10	13.5	19	29	23	0.025
10	3082 10 10	10	16	20	33	26	0.029
	3082 10 12	12	16	20	33	26	0.040
12	3082 12 12	12	19	23	39	31	0.056

Available on request

Polymer Cartridges for Compressed Air

3081 Quick Fitting 45° Elbow

Technical polymer, nickel-plated brass, NBR

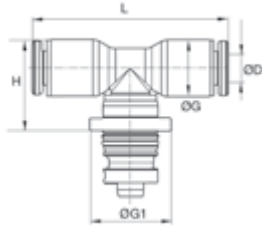


ØD		Cavity	G	G1	H	L	kg
4	3081 04 04	4	9	12.5	19	13	0.004
6	3081 06 06	6	11	12.5	22	14.5	0.006
8	3081 08 08	8	13.5	14.5	26	19	0.011
10	3081 10 10	10	16	19	30	22	0.017
12	3081 12 12	12	19	20	35.5	26	0.031

Available on request

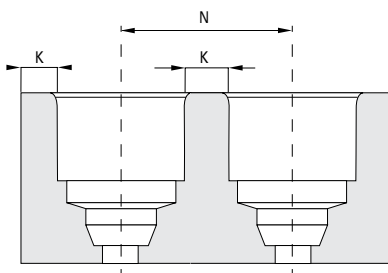
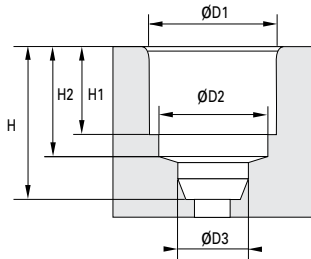
3088 Quick Fitting Tee

Technical polymer, nickel-plated brass, NBR



ØD		Cavity	G	G1	H	L	kg
4	3088 04 04	4	9	12.5	14	30	0.005
	3088 04 06	6	8.6	12.5	12.5	29.5	0.006
6	3088 06 06	6	11	12.5	14.5	34	0.007
	3088 06 08	6	10.6	14.5	15	33.5	0.011
8	3088 08 08	8	14	14.5	19	46	0.013
	3088 08 10	8	14	19	19	46	0.023
10	3088 10 10	10	16	19	21	53	0.020
	3088 10 12	10	16	20	21	53	0.031
12	3088 12 12	12	19	20	24	61	0.035

Cavity Dimensions



Carstick® and Quick Fitting Metric

Cavity	ØD3	H	H1	H2
4	4.1	10	6	8.15
6	6.1	12	7.5	9.65
8	8.15	15.5	9.9	12.45
10	10.25	19	11.7	14.35
12	12.17	22	13.9	16.75

Carstick® Inch

Cavity	ØD3	H	H1	H2
1/8	3.25	9.5	5.3	7.45
5/32*	4.1	10	6	8.15
1/4	6.45	12.5	8	10.15
5/16*	8.15	15.5	9.9	12.45
3/8	9.65	19	11.7	14.35

Polyamide Cavity

Cavity	ØD1	ØD2	N*	N**	K
4	8.25	7.05	9.8	12.3	1.5
6	10.2	9.15	12.2	12.3	2
8	12.15	10.85	14.2	14.3	2
10	14.8	13.2	16.8	19	2
12	17.5	15.5	20	20.2	2.5

Cavity	ØD1	ØD2	N	K
1/8	7.05	6.02	8.6	1.5
5/32*	8.25	7.05	9.75	1.5
1/4	10.55	9.35	12.6	2
5/16*	12.15	10.85	14.2	2
3/8	14.8	13.1	16.8	2

Aluminium Cavity

Cavity	ØD1	ØD2	N*	N**	K*	K**
4	8.25	7.5	11.5	12.3	3	1.5
6	10.3	9.15	13.5	12.3	3	2
8	12.2	10.85	15.2	15.2	3	2
10	15.05	13.2	17.1	19	2	2
12	17.5	15.5	20	20.2	2.5	2.5

Cavity	ØD1	ØD2	N	K
1/8	7.1	6.2	8.6	1.5
5/32*	8.25	7.05	11.25	3
1/4	10.6	9.35	12.65	2
5/16*	12.2	10.85	15.2	3
3/8	15.05	13.1	17.1	2

Brass Cavity

Cavity	ØD1	ØD2	N*	N**	K*	K**
4	8.25	7.05	10.25	12.3	2	1.5
6	10.25	9.1	12.25	12.3	2	2
8	12.2	10.85	14.25	14.3	2	2
10	15.05	13.2	17.1	19	2	2
12	17.65	15.5	20	20.2	2.5	2.5

Cavity	ØD1	ØD2	N	K
1/8	7.1	6.2	8.6	1.5
5/32*	8.25	7.05	10.25	2
1/4	10.6	9.35	12.65	2
5/16*	12.2	10.85	14.25	2
3/8	15.05	13.1	17.1	2

Please consult us for detailed drawings of cavity dimensions and tolerances.

All our dimensions are in millimeters.

*Carstick® / **Quick Fitting

*5/32" = 4 mm and 5/16" = 8 mm

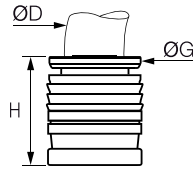
National Sales Enquiries
1300 879 613
E: sales@pneutech.com.au

Polymer Cartridges for Fluids and Gases

6300

LIQUIfit® Cartridge

Brass, EPDM



ØD		G	G1	H	L	kg
4	6300 04 00	8	11	10	554	0.002
6	6300 06 00	10	14.5	11.5	629	0.002
8	6300 08 00	13	15	15	794	0.003
10	6300 10 00	15.5	19.5	17	930	0.005
12	6300 12 00	18.5	21	19.5	1038	0.010

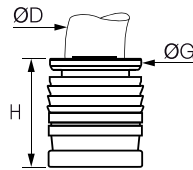
50 cartridges per Carstick®



6300

LIQUIfit® Cartridge

Brass, EPDM



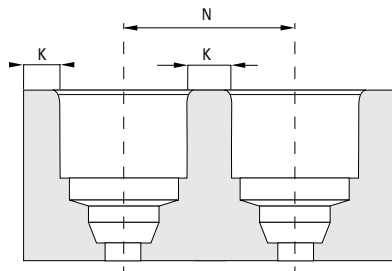
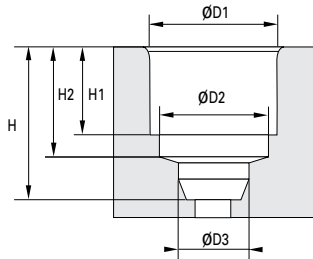
ØD		G	G1	H	L	kg
1/4	6300 56 00	10.5	14.5	12.5	600	0.002
3/8	6300 60 00	15.5	19	17	930	0.005
1/2	6300 62 00	22	25	23	1038	0.011

50 cartridges per Carstick®

5/32" (4 mm) and 5/16" (8 mm) also available.



LIQUIfit® Cavity Dimensions



LIQUIfit® Carstick®

Metric

Cavity	ØD3	H	H1	H2
4	4.1	10	6	8.15
6	6.1	12	7.5	9.65
8	8.15	15.5	9.9	12.45
10	10.25	19	11.7	14.35
12	12.17	22	13.9	16.75

LIQUIfit® Carstick®

Inch

Cavity	ØD3	H	H1	H2
1/8	3.25	9.5	5.3	7.45
5/32*	4.1	10	6	8.15
1/4	6.45	12.5	8	10.15
5/16*	8.15	15.5	9.9	12.45
3/8	9.65	19	11.7	14.35

Polyamide Cavity

Cavity	ØD1	ØD2	N	K
4	8.25	7.05	9.8	1.5
6	10.2	9.15	12.2	2
8	12.15	10.85	14.2	2
10	14.8	13.2	16.8	2
12	17.5	15.5	20	2.5

Cavity	ØD1	ØD2	N	K
1/8	7.05	6.02	8.6	1.5
5/32*	8.25	7.05	9.75	1.5
1/4	10.55	9.35	12.6	2
5/16*	12.15	10.85	14.2	2
3/8	14.8	13.1	16.8	2

Aluminium Cavity

Cavity	ØD1	ØD2	N	K
4	8.25	7.5	11.5	3
6	10.3	9.15	13.5	3
8	12.2	10.85	15.2	3
10	15.05	13.2	17.1	2
12	17.5	15.5	20	2.5

Cavity	ØD1	ØD2	N	K
1/8	7.1	6.2	8.6	1.5
5/32*	8.25	7.05	11.25	3
1/4	10.6	9.35	12.65	2
5/16*	12.2	10.85	15.2	3
3/8	15.05	13.1	17.1	2

Brass Cavity

Cavity	ØD1	ØD2	N	K
4	8.25	7.05	10.25	2
6	10.25	9.1	12.25	2
8	12.2	10.85	14.25	2
10	15.05	13.2	17.1	2
12	17.65	15.5	20	2.5

Cavity	ØD1	ØD2	N	K
1/8	7.1	6.2	8.6	1.5
5/32*	8.25	7.05	10.25	2
1/4	10.6	9.35	12.65	2
5/16*	12.2	10.85	14.25	2
3/8	15.05	13.1	17.1	2

*5/32" = 4 mm and 5/16" = 8 mm

Please consult us for detailed drawings of cavity dimensions and tolerances.

All our dimensions are in millimeters.



Metal Cartridges

For full **compatibility** with **many fluids** and severe conditions (**+150°C**), Parker Legris has developed two types of patented cartridges. Using our metal cartridges allows for **optimisation of installation configurations** and for the FTL, the possibility of removal.

Product Advantages

- LF Cartridges**
 - LF 3600** All the advantages of the LF 3600, LF 3800 and LF 3900 fittings applied to cartridge technology
 - LF 3800** All-metal product to provide the greatest mechanical strength and chemical resistance
 - LF 3900**
 - Resistant at high temperatures (+150°C)
 - Can be installed in either polymer or metal housings
- FTL Cartridge**
 - Possibility to have several tubing diameters in the same cavity
 - Visible retention and sealing system, can be disassembled using the dedicated tool



- Applications**
- Robotics
 - Automotive Process
 - Pneumatics
 - Semi-Conductors
 - Refrigeration
 - Packaging
 - Vacuum

Technical Characteristics

LF 3600, LF 3800, LF 3900		FTL Cartridge	
Compatible Fluids	Fluids: see corresponding chapters	Compatible Fluids	Compressed air
Working Pressure	Vacuum to 30 bar	Working Pressure	0.01 to 16 bar
Working Temperature	-20°C to +150°C	Working Temperature	-25°C to +80°C
Component Materials	See corresponding chapters	Component Materials	Body: brass Release button: technical polymer Gripping ring: stainless steel Seals: NBR

Regulations

LF 3600, LF 3800, LF 3900
 DI: 97/23/CE (PED)
 RG: 21 CFR (FDA)
 RG: 1935/2004/CE
 (minimum flow 0.02 l/hr)
 DI: 2011/65/CE (RoHS)
 USDA NSF H1: grease
 ASTM B733-04: self-catalytic nickel coating
 DI: 94/9/CE (ATEX)

FTL
 DI: 97/23/CE (PED)
 DI: 2011/65/CE (RoHS)

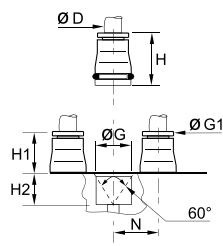
Reliable performance is dependent upon the type of fluid conveyed, component materials and tubing being used. Guaranteed for use with a vacuum of 755 mm Hg (99% vacuum).

Metal Cartridges for Fluids and Gases

3600 One-Piece Cartridge



FDA chemical nickel-plated brass, FKM

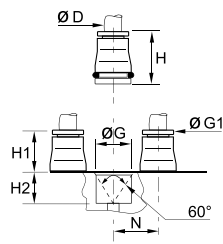


ØD		G	G1	H	H1	H2	N	kg
4	3600 04 00	9.8	8	17	8.5	8.5	11	0.006
6	3600 06 00	12.1	10	19	10.5	8.5	13.5	0.009
8	3600 08 00	14.8	13	21	12.5	8.5	16	0.012
10	3600 10 00	17.5	15	24.5	14	10.5	20	0.019
12	3600 12 00	20	17	25	14.5	10.5	22.5	0.023
14	3600 14 00	22	20	28.5	16.5	12	25	0.031

3800/3900 One-Piece Cartridge



Stainless steel 316L, FKM



ØD			G	G1	H	H1	H2	N	kg
4	3800 04 00	3900 04 00	9.8	8	17	8.5	8.5	11	0.006
6	3800 06 00	3900 06 00	12.1	10	19	10.5	8.5	13.5	0.008
8	3800 08 00	3900 08 00	14.8	13	21	12.5	8.5	16	0.012
10	3800 10 00	3900 10 00	17.5	15	24.5	14	10.5	20	0.019
12	3800 12 00	3900 12 00	20	17	25	14.5	10.5	22.5	0.022

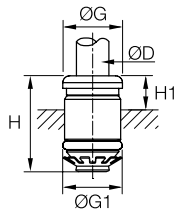
3800: collet in stainless steel 303

3900: collet in stainless steel 316L

Cavity dimensions are available in chapter 2.

FTL Cartridge

Brass, NBR

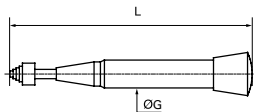


ØD	Cavity		G	G1	H	H1	H1*	kg
4	4	FTL4	8	8	14.5	4.5	7.5	0.003
4	6	FTL6-4	8	10	17	4.5	9.5	0.003
6	6	FTL6	10.5	10	17	4.5	9.5	0.004
4	8	FTL8-4	8	12	17.5	5	10.5	0.008
6	8	FTL8-6	10.5	12	18	5.5	11	0.008
8	8	FTL8	13.5	12	19	6.5	12	0.005

* Can be mounted in a short hole with extremely close porting

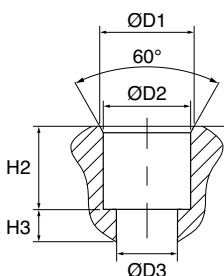
TLT Dismounting Tool

Nickel-plated brass



	G	L	kg
TLT	28	156	0.235

Cavity Dimensions



FTL Cartridge

Cavity	ØD1	ØD2	ØD3	H2	H3
4	9	8	5.5	9,2	1.5
6	11	10	8	11,1	1.5
8	13	12	8.5	11.5	1.5
4C*	9	8	5.5	6	1.5
6C*	11	10	8	6	1.5
8C*	13	12	8.5	6	1.5

*Can be mounted in a short hole with extremely close porting

Customised Solutions

Parker Legris has made **the development of customised products** one of its specialities. These dedicated products provide our customers with a **technical and economic solution** which fully meets their needs.

Customised Solution Development Process

- 1. Define the Function Parameters**

Specify the pressure, temperature, environment, fluids, materials and product function you need.

Estimate the quantity requirements.

Our product engineers are available to help you refine your requirements.
- 2. Send Your Request to our Technical Department**

Complete the online request form at www.parkerlegris.com, "Special Products".

Specify your quantities, technical and commercial requirements.
- 3. Request Analysis**

We assess the feasibility of the product based on the information you have sent us.

We carry out a technical study and produce drawings (prototypes and testing as necessary).
- 4. Parker Legris Proposes the Customised Solution**

We submit the optimum technical and commercial proposal.

If our proposal is accepted, we launch the production process.
- 5. Serial Production**

We will continually update you as to the status of your order and delivery date.

Customised Products

Cartridges




Fittings



Function Fittings



Multi-Connectors and Manifolds




Tubing and Blowguns



Valves



Skilled and Dedicated People Provide You with the Best Solution



More than 40 years' experience in the design of push-in fittings also means more than 40 years spent in producing customised solutions for our customers.

We have a team of motivated and experienced engineers skilled in using the latest design tools: calculation and digital simulation tools, CAD, rheology (plastic injection modelling), quick prototyping and performance measuring in the laboratory.

Customised Fittings

To meet your needs, we can re-engineer the design of our fittings.

To complement our wide range of fittings, we can offer customised products.

Longer threads, different types of seal, special grease, specific cleaning processes, colours, packaging, etc. are all parameters which we can easily modify.



Low Temperature Carstick®
Resistant at -40°C



Filter Fittings for Medical and Clean Room Applications
Designed specifically for the filtration of air and gas
Can be made available with cleanliness specifications meeting requirements for medical processes and clean rooms



Metal Cartridges
Cartridges adapted to the client's dimensional and environmental requirements
Combination of the patented Carstick® system (seal protection) and LF 3600 performance levels



Multi-Component Stud Cartridges
Direct installation into a cavity with no thread
Can be custom-designed: seal, release button, etc.



Built-In Cartridge
Designed to be extremely compact, this cartridge can be built right into a cavity with no thread, and can also be disassembled



Fitting for Life Sciences & Clean Rooms
Specific gripping feature, cleanliness, oxygen-compatible grease
Reinforced leak testing
Special packaging



Fitting with Silencer, Two-in-One
Meeting requirements for saving space, this lightweight component includes a push-in connection as well as a silencer function



Fitting for the Transmission of Deionised Cooling Water in Frequency Inverters
Water-resistant materials
Stainless steel threads
Special seals



150°C Stud Fitting

Developed for use in steam circuits of coffee machines
Extreme pressure and temperature resistance
Fully compatible with drinking water circuits



Fitting for the Transmission of Water in Ceiling-Mounted Air Conditioning Systems

Brass body
Double seal
Crimped to hose



Orifice Fitting

Allows accurate flow regulation
Minimum orifice diameter: 0.5 mm



Safety Standpipe Fitting

Perfect tear resistance
Designed for applications with extremely high cadences



Non-Return Valve

Developed for systems carrying breathable air
Low cracking threshold
Oxygen-compatible grease, cleanliness




Compact Flow Regulator with Recessed Screw and FKM Seals

Improved external chemical resistance
Custom logo



Multi-Connector

Allows disconnection of up to 16 tubes in a single operation
Compact design suitable for the operating environment



Polymer Body with Integrated Fittings

For connection of pneumatic lines between the truck cab and chassis



Polymer Manifold

Reinforced integrated connections
Dedicated to the distribution of compressed air for truck auxiliary systems e.g. cab seat, air horn, gauges...

Customised Tubing and Blowguns

We can adapt the formulation of polymers and customise tubing or blowguns to suit your requirements.

We can offer custom modifications such as: special additives and materials, non-standard diameters, customised marking, specific packaging, custom colours, custom tube cutting, pre-formed tubing, packaged solutions (tubes + fittings or couplers, blowgun kits).



Tube marked with customer's name
Tubes cut to specific lengths



Upon request, Parker Legris can propose any type of coiled tubing
All material available for standard requests can be adapted for recoil tubing



Marked with the customer's logo and part number
In lengths of 5 m, 10 m, 25 m, 50 m and 100 m, depending on the tube material
For flexible or semi-rigid tubing
Optimised tube packaging
Easy identification of the tube type
Integrated reel for easy handling



Marked with the customer's logo and part number
Up to 1000 m lengths
Immediate identification of the tube for easy handling
Suitable for workshop hose reels



Blowgun customised in customer's colours
Specific logo
Customised packaging



Production of a "tube + coupler + blowgun" assembly in dedicated and customised packaging

Customised Valves

Over and above our range of standard valves, Parker Legris can supply application-specific valves adapted to our customers' environment.

We offer custom modifications such as: longer threads, different types of seal, special grease, lever options, specific cleaning process, materials and surface treatments, assemblies, etc.



Transport Valve

Mounted on the wheel rims of armoured vehicles
For managing tyre pressures through an integrated inflation valve



Auto-Process Valve

Designed to simultaneously control both the inlet and outlet of a cooling line
Also allows one of the lines to be closed independently



Valve for Breathable Air

Dedicated to the transmission of oxygen-enriched air in hospital networks
Special seals, cleanliness, specific grease, very high reliability