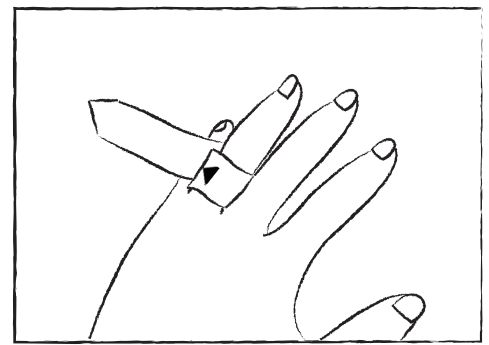
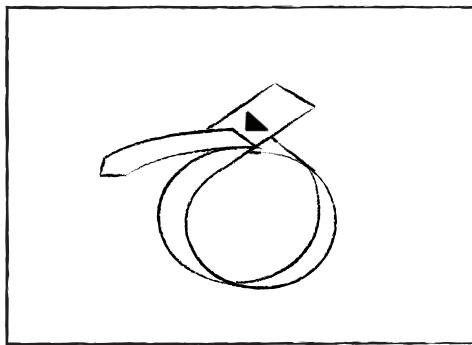
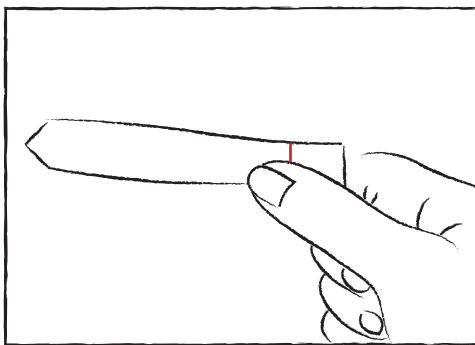
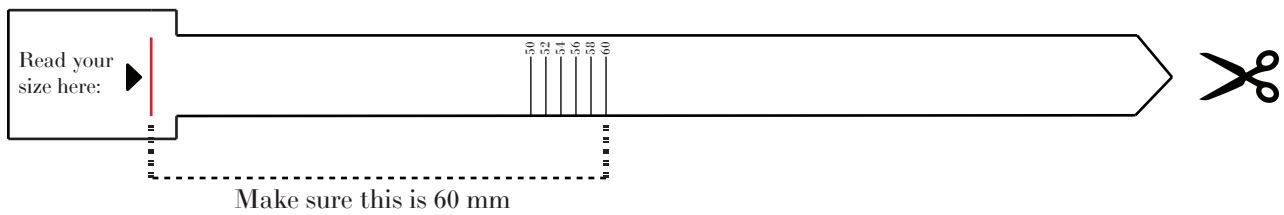




Circumference (mm)	Diameter (mm)	European size	American size
50	15.92	10	5 1/4
52	16.55	12	6
54	17.19	14	6 3/4
56	17.83	16	7 1/2
58	18.46	18	8 1/4

• Print this document without scaling - Make sure the length of the line is 60 mm:

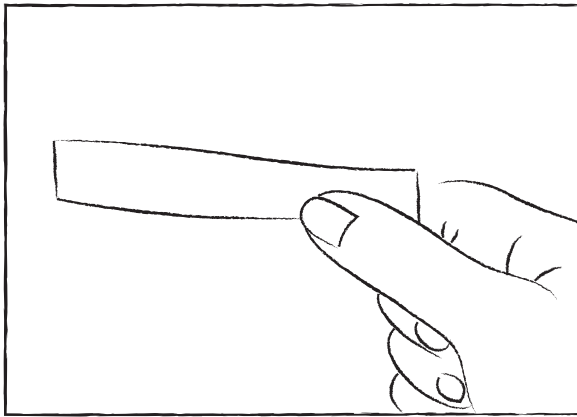


1. Cut out the printed measurement tool

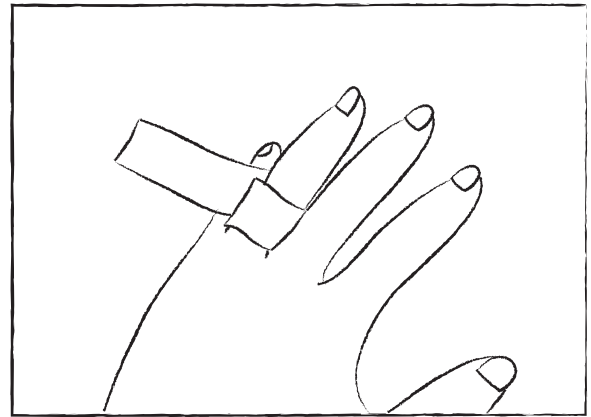
2. Wrap it tightly around you finger and read your size at the line



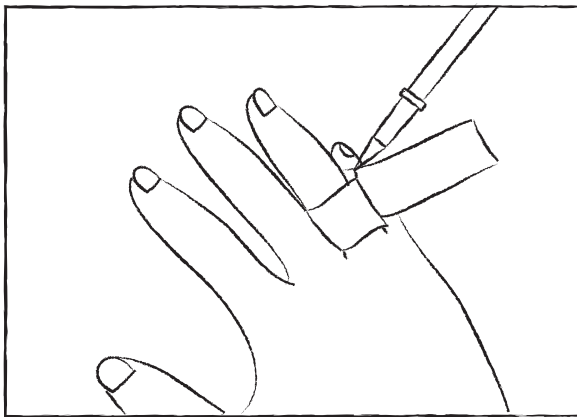
Do you not have a printer? Try this:



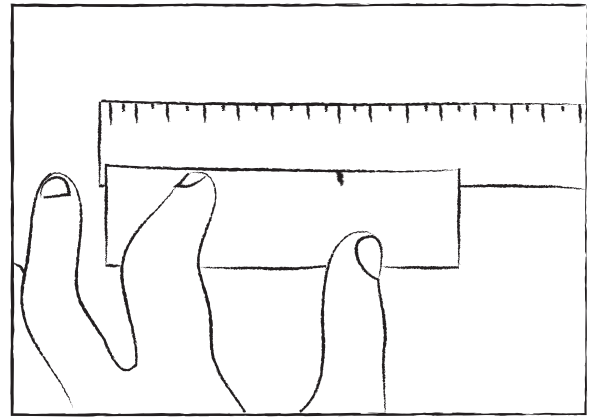
1. Cut a strip of paper.



2. Wrap the paper around your finger for a comfortable snug fit.



3. Use a pen to mark where the two ends meet.



4. Measure the length of the paper from tip to your mark. The length in mm shows your size. If the mark shows your 52mm your size is 52.

Alternatively, try a ring at your local goldsmith and find your perfect size. Remember all rings can vary slightly due to their designs.