



3D PRINTER

DATE: 12/04/17
PAGES: 2


FILE NAME: OQD08007.doc
REVISION : A

TITLE: How to fix the elongated print?

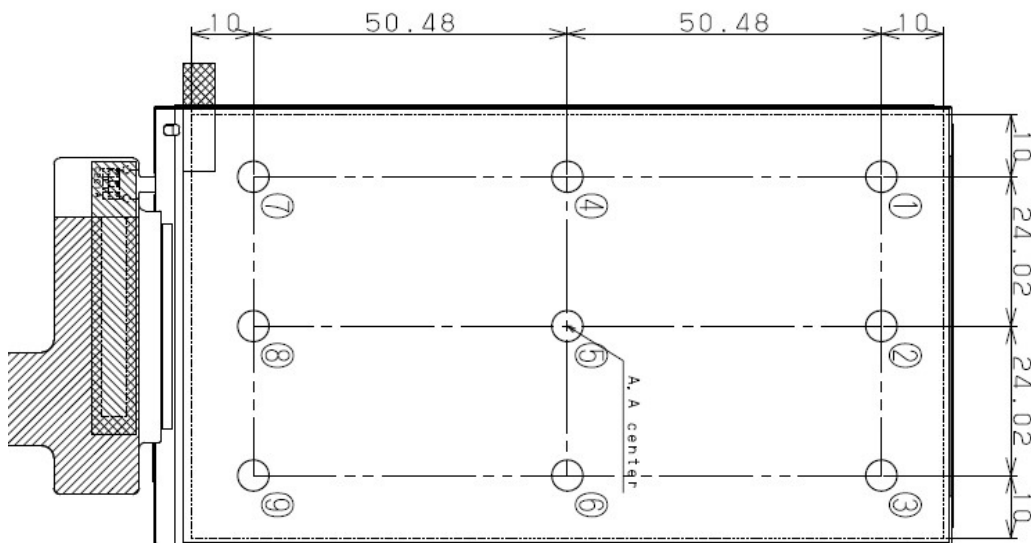
INITIATE BY: Manolo Chen
APPROVED BY: Gary Chen

1.0 Purpose

Customer use the default setting or change build size would cause the print elongated. So Set the right size of LCD would fix the elongation issue.



Correct size of Wanhao D7 LCD dimension is 121mm x 68mm.



Drawing of WANHAO LCD

2.0 Scope

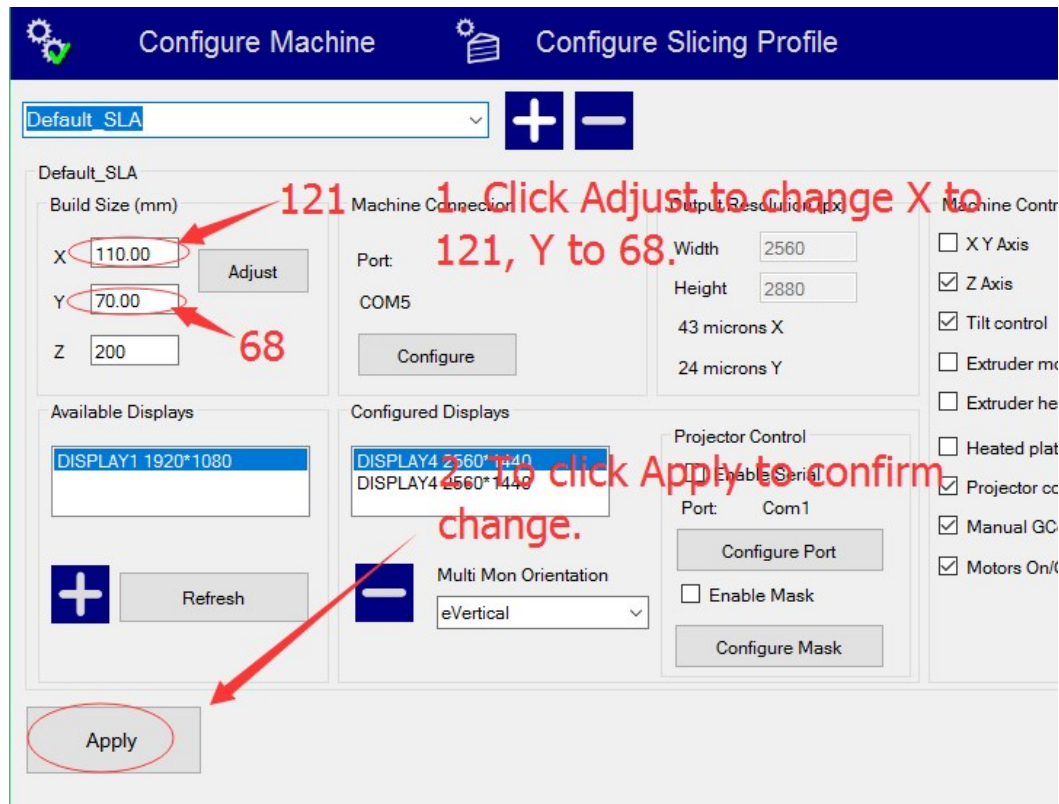
This document cover Duplicator 7

3.0 To connect the printer and computer. Start the Creation Workshop.

3.1 Click Configure Machine

Click Adjust to change X to 121; Y to 68.

Click Apply to confirm the change.



4.0 Revisions

A – Initiate: 12/4/17 by: Manolo